



History of Courses Taught Academic Year 2018-19




Agriculture and Life Sciences	5
AGEC	6
ALEC	9
ANSC	12
BAEN	15
BCBP	18
CLAG	21
ENTO	22
ESSM	25
HRSC	28
NFSC	30
PLPM	32
POSC	34
RPTS	36
SCSC	38
WFSC	40
Architecture	42
ARCH	43
CLAR	46
COSC	47
LAUP	49
VIZA	53
Bush School of Government	56
CLGB	57
INTA	58
PSAA	60
College of Engineering	62
AERO	63
BMEN	65
CHEN	68
CLEN	71
CSCE	74
CVEN	77
ECEN	81
ETID	85
ISEN	88
MEEN	90
MSEN	94
NUEN	96
OCEN	98
PETE	100

History of Courses Taught Academic Year 2018-19




Dentistry	103
CLDN	104
DIAS	106
DNHG	108
DPHS	110
ENDO	111
GDNT	113
OMSU	114
ORTH	115
PEDD	117
PERI	118
REST	120
Education and Human Development	122
CLED	123
EAHR	124
EPSY	127
HLKN	132
TLAC	139
Galveston	143
LIST	144
MARA	145
MARB	146
MARE	147
MARS	148
MART	149
MASE	150
NVSG	151
Geosciences	152
ATMO	153
CLGE	155
GEOG	156
GEPL	158
OCNG	160
Institute of Biosciences and Tec	162
CLBT	163
Liberal Arts	164
ANTH	165
CLLA	168
COMM	171
ECON	174
ENGL	177

History of Courses Taught Academic Year 2018-19



HISP	181
HIST	183
INTS	186
PBSI	190
PHUM	193
POLS	195
PRFM	198
SOCI	200
Mays Business School	203
ACCT	204
CLBA	206
FINC	208
INFO	211
MGMT	213
MKTG	216
Medicine	218
ANES	219
CLMD	220
EMED	223
IMED	224
MFCM	227
MHUM	228
MMPB	229
MPED	230
MPHY	231
MPSY	232
MRAD	233
NEXT	234
OBYG	235
PATH	236
SURG	237
Nursing	239
CLNU	240
Other	242
AERS	243
ASCX	244
MLSC	245
MLSX	246
NVSC	247
SABX	248
UGPX	249

History of Courses Taught Academic Year 2018-19



Pharmacy	250
CLCP	251
Public Health	254
CLPH	255
HPCH	257
PHEB	258
PHEO	259
PHPM	260
Qatar	262
QCEE	263
QCPE	264
School of Law	265
CLSL	266
Science	271
BIOL	272
CHEM	275
CLSC	278
MATH	279
PHYS	283
STAT	286
Veterinary Medicine and Biomedical Sciences	288
CLVM	289
VIBS	290
VLCS	292
VSCS	293
VTPB	294
VTPP	296

**History of Courses Taught
Academic Year 2018-19**



Course Inventory College: **Agriculture and Life Sciences**

History of Courses Taught Course Inventory College Agriculture and Life Sciences

2018-19

Course Department AGEC

			Fall 2018		Spring 2019		Summer 2019		Total Sections	TSecs	Total Enrollment	Average Enrollment
			Sections	Enrollment	Sections	Enrollment	Sections	Enrollment				
AGEC 105	Intro to Agri Econ	College Station	8	399	8	294	2	14	8	8	707	88.375
AGEC 216	Fundmntl Agrifood Sales Indust	College Station	2	46	1	55			2	2	101	50.500
AGEC 217	Fund of Ag Econ Analysis	College Station	8	194	5	182			8	8	376	47.000
AGEC 223	Est Agbu Entre Networks I	College Station	1	13					1	1	13	13.000
AGEC 235	Foundations of Money Edu	College Station	1	101	2	190			1	1	291	291.000
AGEC 285	Directed Studies	College Station			2	4			2	2	4	2.000
AGEC 314	Mktg Ag & Food Products	College Station	7	197	4	199	2	63	7	7	459	65.571
AGEC 315	Food & Agri Sales	College Station	4	114	4	129			4	4	243	60.750
AGEC 316	Customer Relshp Agrifood Sell	College Station			2	74			2	2	74	37.000
AGEC 317	Econ Anlys for Agbu Mgmt	College Station	7	156	5	158			7	7	314	44.857
AGEC 324	Agbu Entrepreneur Budgeting	College Station	1	21	2	47			1	1	68	68.000
AGEC 325	Prin Farm & Ranch Mgmt	College Station			2	35	1	8	2	2	43	21.500
AGEC 330	Financial Mgmt in Agri	College Station	1	170	1	203	1	76	1	1	449	449.000
AGEC 335	Financial Readiness	College Station	2	46	2	38			2	2	84	42.000
AGEC 340	Agribusiness Management	College Station	4	225	4	237			4	4	462	115.500
AGEC 344	Food & Agricultural Law	College Station	2	38	2	43			2	2	81	40.500
AGEC 350	Environ/Resource Econ	College Station	2	65	2	73			2	2	138	69.000
AGEC 408	Econ Foreign Intv Confl Devl	College Station	1	7					1	1	7	7.000
AGEC 413	Agri Cooperatives	College Station	2	40					2	2	40	20.000
AGEC 414	Agbu & Food Market Anlys	College Station	2	41	1	51			1	1	92	92.000
AGEC 415	Food Agbu Strat Mkt Plan	College Station			1	6			1	1	6	6.000
AGEC 416	Sales Mgmt & Adv Tech Pro Sell	College Station	2	54					2	2	54	27.000
AGEC 420	Food Security Climate Conflict	College Station			1	4			1	1	4	4.000
AGEC 422	Land Economics	College Station	2	105	1	127	2	58	2	2	290	145.000
AGEC 423	Est Agbu Entre Networks II	College Station	1	41					1	1	41	41.000
AGEC 424	Agbu Entre Econ Analysis	College Station	9	179					9	9	179	19.889
AGEC 425	Agbu Entre Finc Analysis	College Station			4	28			4	4	28	7.000
AGEC 429	Agricultural Policy	College Station	3	189	2	113			3	3	302	100.667
AGEC 430	Macroeconomics of Agri	College Station	1	68	2	126			1	1	194	194.000
AGEC 431	Cases in Agbus Finance	College Station	1	42	1	44			1	1	86	86.000
AGEC 432	Rural Real Est & Finc an	College Station			1	34			1	1	34	34.000
AGEC 434	Rural Finc Mkts & Plan	College Station			1	44			1	1	44	44.000

* College and Department are as defined in the Approved Course Inventory posted at <http://dars.tamu.edu/Data-and-Reports/Course#approved>

History of Courses Taught Course Inventory College Agriculture and Life Sciences

2018-19


Course Department AGEC

			Fall 2018		Spring 2019		Summer 2019		Total Sections	TSecs	Total Enrollment	Average Enrollment
			Sections	Enrollment	Sections	Enrollment	Sections	Enrollment				
AGEC 435	Fine Plan for Prof	College Station	2	63	3	96	2	38	2	2	197	98.500
AGEC 436	Insur & Estate Planning	College Station			2	82	1	33	1	1	115	115.000
AGEC 437	Tax Planning	College Station	3	48			2	54	3	3	102	34.000
AGEC 438	Investment Planning	College Station	3	85					3	3	85	28.333
AGEC 439	Retirement Planning	College Station	3	33	2	46			3	3	79	26.333
AGEC 440	Agbu Strategic Analysis	College Station	1	44	1	44			1	1	88	88.000
AGEC 441	Financial Planning Capstone	College Station	1	19	1	31	2	13	1	1	63	63.000
AGEC 447	Food & Ag Price Analysis	College Station	1	36					1	1	36	36.000
AGEC 448	Ag Commodity Futures	College Station			2	63			2	2	63	31.500
AGEC 452	Inatnl Trade & Agr	College Station	2	88					2	2	88	44.000
AGEC 453	International Agbu Mktg	College Station			1	72			1	1	72	72.000
AGEC 481	Ethics in Agbu and Agec	College Station	1	102	1	186			1	1	288	288.000
AGEC 484	Internship	College Station	2	20	1	4	5	48	2	2	72	36.000
AGEC 485	Directed Studies	College Station	2	2					2	2	2	1.000
AGEC 489	Special Topics in	College Station	3	42					3	3	42	14.000
AGEC 491	Research	College Station	2	3	5	16	1	1	1	1	20	20.000
AGEC 601	Comm Futures & Options	College Station			1	12			1	1	12	12.000
AGEC 603	Land Economics	College Station			1	54			1	1	54	54.000
AGEC 604	Natural Resource Econ	College Station			1	8			1	1	8	8.000
AGEC 605	Rrl Rl Est Aprsl Orgnt	College Station			1	1			1	1	1	1.000
AGEC 606	Water Resource Economics	College Station			1	5			1	1	5	5.000
AGEC 607	Research Methodology	College Station			1	9			1	1	9	9.000
AGEC 608	Econ of Conflict and Dvlmnt	College Station	1	2					1	1	2	2.000
AGEC 613	Intl Agricultural Dev Policy	College Station	1	5					1	1	5	5.000
AGEC 614	Global Food & Agbus Ply	College Station	1	12					1	1	12	12.000
AGEC 619	Managerial Econ in Agbu	College Station	1	19					1	1	19	19.000
AGEC 620	Food Security Climate Conflict	College Station			1	9			1	1	9	9.000
AGEC 621	Econometrics for Agbu	College Station	1	41					1	1	41	41.000
AGEC 622	Agbu Anly & Forecasting	College Station			1	33			1	1	33	33.000
AGEC 625	Environment of Agbusiness	College Station			1	18			1	1	18	18.000
AGEC 629	Strategic Agbus Managmnt	College Station	1	22					1	1	22	22.000
AGEC 630	Fin Anly for Agbus Firms	College Station	1	22					1	1	22	22.000

History of Courses Taught Course Inventory College Agriculture and Life Sciences

2018-19

Course Department AGECE




			Fall 2018		Spring 2019		Summer 2019		Total Sections	TSecs	Total Enrollment	Average Enrollment
			Sections	Enrollment	Sections	Enrollment	Sections	Enrollment				
AGECE 634	Rural Fine Mkts & Plan	College Station			1	8			1	1	8	8.000
AGECE 636	Agbu Mkts Apply Welfare	College Station	1	5					1	1	5	5.000
AGECE 638	Managerial Econ Reg Sci	College Station			1	7			1	1	7	7.000
AGECE 639	Comp Global Std Food Sys	College Station	1	9					1	1	9	9.000
AGECE 641	Oper Rsch Meth in Ag	College Station	1	17					1	1	17	17.000
AGECE 642	Dyn Optim in Ag and Appl Econ	College Station			1	2			1	1	2	2.000
AGECE 652	Intl Agbu Trade Analysis	College Station	1	10					1	1	10	10.000
AGECE 661	Appl Ecmt Mtds Ag Resour I	College Station			1	22			1	1	22	22.000
AGECE 662	Appl Ecmt Mtds Ag Resour II	College Station	1	6					1	1	6	6.000
AGECE 672	Ag Markets & Info Econ	College Station	1	3					1	1	3	3.000
AGECE 673	Resource & Environ Econ	College Station	1	3					1	1	3	3.000
AGECE 676	Frontiers Mkts&Info Econ	College Station			1	3			1	1	3	3.000
AGECE 677	Frontiers Res&Envir Econ	College Station			1	2			1	1	2	2.000
AGECE 684	Professional Intrnship	College Station	4	4	4	6	5	19	4	4	29	7.250
AGECE 685	Directed Studies	College Station	1	1	3	3	1	1	1	1	5	5.000
AGECE 689	Special Topics in	College Station			1	6			1	1	6	6.000
AGECE 691	Research	College Station	19	55	19	58	17	40	19	19	153	8.053
AGECE 693	Professional Study	College Station	3	3	1	1	1	1	3	3	5	1.667
Department Total			141	3,375	125	3,445	45	467	173	173	7,287	

History of Courses Taught Course Inventory College Agriculture and Life Sciences

2018-19

Course Department ALEC




			Fall 2018		Spring 2019		Summer 2019		Total Sections	TSecs	Total Enrollment	Average Enrollment
			Sections	Enrollment	Sections	Enrollment	Sections	Enrollment				
AGCJ 105	Intro to Ag Comm	College Station	2	85	2	55			2	2	140	70.000
AGCJ 281	Journalism Cncepts in Ag	College Station	1	39	1	51			1	1	90	90.000
AGCJ 305	Theory & Prac of Ag Pub	College Station	2	58			1	28	2	2	86	43.000
AGCJ 306	Theory & Prac of Ag Pr	College Station			1	63			1	1	63	63.000
AGCJ 307	Design for Ag Media	College Station	2	60	2	78			2	2	138	69.000
AGCJ 308	Agricultural Photography	College Station	1	21	1	16	1	4	1	1	41	41.000
AGCJ 312	Editing for Ag Audiences	College Station	2	68	3	44			2	2	112	56.000
AGCJ 313	Ag Media Writing I	College Station	3	62	2	40	1	11	3	3	113	37.667
AGCJ 314	Ag Media Writing II	College Station	2	48	2	48	1	12	2	2	108	54.000
AGCJ 366	Radio Broadcasting	College Station	2	23					2	2	23	11.500
AGCJ 404	Comm Agri Info to Public	College Station			2	39			2	2	39	19.500
AGCJ 405	Agri Publication Prod	College Station	2	19	1	25			2	2	44	22.000
AGCJ 406	Ag Pr Methods	College Station	1	34					1	1	34	34.000
AGCJ 407	Web Authoring in Ag Comm	College Station			1	21			1	1	21	21.000
AGCJ 408	Ad Copy & Design	College Station	1	22	1	33			1	1	55	55.000
AGCJ 409	Tv Prod Ag Journalists	College Station					1	11	1	1	11	11.000
AGCJ 411	Audience and Comm Rsrch Mthds	College Station	1	34	1	26			1	1	60	60.000
AGCJ 413	Emerging Media in Agriculture	College Station	1	18					1	1	18	18.000
AGCJ 466	Advanced Radio Broadcasting	College Station			1	12			1	1	12	12.000
AGCJ 481	Seminar	College Station	1	27	2	53			1	1	80	80.000
AGCJ 485	Directed Studies	College Station	2	4	4	5			2	2	9	4.500
AGCJ 489	Special Topics in	College Station			1	15			1	1	15	15.000
AGCJ 491	Research	College Station	2	2	5	27	1	1	2	2	30	15.000
AGCJ 494	Internship	College Station	2	12	2	14	2	21	2	2	47	23.500
AGSC 301	Intro Ag Sci Teaching	College Station	1	29	1	13			1	1	42	42.000
AGSC 305	Mgmt of Supervised Ag Exprnces	College Station	1	30	1	15			1	1	45	45.000
AGSC 373	Manage Safety in Agsce Prgm	College Station	1	13	1	31			1	1	44	44.000
AGSC 383	Teaching Ag Mechanics	College Station	1	16	1	30			1	1	46	46.000
AGSC 384	Clinicl Prof Exp in Agsce	College Station	1	30	1	14			1	1	44	44.000
AGSC 402	Design Instrn Agsce Prgms	College Station	1	19	1	12			1	1	31	31.000
AGSC 405	Factlg Complt Agsce Prgms	College Station	1	19	1	12			1	1	31	31.000
AGSC 425	Lrnr-Cntrd Inst in Agsce	College Station	1	16	1	20			1	1	36	36.000

* College and Department are as defined in the Approved Course Inventory posted at <http://dars.tamu.edu/Data-and-Reports/Course#approved>

History of Courses Taught Course Inventory College Agriculture and Life Sciences

2018-19

Course Department ALEC



			Fall 2018		Spring 2019		Summer 2019		Total Sections	TSecs	Total Enrollment	Average Enrollment
			Sections	Enrollment	Sections	Enrollment	Sections	Enrollment				
AGSC 436	Prof Teachng Intern Agsc	College Station	1	16	1	18			1	1	34	34.000
AGSC 481	Seminar	College Station	1	16	1	18			1	1	34	34.000
AGSC 484	Field Experience	College Station	1	16	1	18			1	1	34	34.000
AGSC 489	Special Topics in	College Station					1	5	1	1	5	5.000
ALEC 201	Foundations of Alec	College Station	1	100	1	72			1	1	172	172.000
ALEC 350	Global Ag Issues	College Station	1	18					1	1	18	18.000
ALEC 412	Tech Instr Desig Str Ag	College Station			1	22			1	1	22	22.000
ALEC 425	Principles of Program Eval	College Station	1	44	1	30			1	1	74	74.000
ALEC 450	Glbl Soc Jstice Iss Agri	College Station			1	25			1	1	25	25.000
ALEC 460	App Intl Dev Theory Agri	College Station			1	17			1	1	17	17.000
ALEC 485	Directed Studies	College Station	1	7	1	7			1	1	14	14.000
ALEC 494	Internship	College Station					1	5	1	1	5	5.000
ALEC 602	Adv Instr Design in Agsc	College Station	1	2					1	1	2	2.000
ALEC 604	Writing Professional Pub	College Station			1	6			1	1	6	6.000
ALEC 605	Facilitat Agsc Programs	College Station	1	2					1	1	2	2.000
ALEC 606	Found of Ldrshp Theory	College Station			1	10	1	12	1	1	22	22.000
ALEC 608	Leadership of Volunteers	College Station	2	13					2	2	13	6.500
ALEC 609	Learning Organizations	College Station			1	11			1	1	11	11.000
ALEC 610	Prin of Adult Education	College Station	2	13	2	8			2	2	21	10.500
ALEC 612	Instruct Design Online	College Station			2	12			2	2	12	6.000
ALEC 613	Tech Elearnign Dev & Del	College Station			2	5			2	2	5	2.500
ALEC 615	Philosophy of Aged	College Station	1	14	1	4			1	1	18	18.000
ALEC 617	Ldrshp Org Cult & Ethics	College Station					1	17	1	1	17	17.000
ALEC 622	Data Coll Analy Intrap	College Station			1	7			1	1	7	7.000
ALEC 623	Survey Eval Strategies	College Station	2	17					2	2	17	8.500
ALEC 624	Dev Funded Rsch Projects	College Station	1	7					1	1	7	7.000
ALEC 625	Prog Eval & Org Acctblty	College Station			1	11			1	1	11	11.000
ALEC 630	Guid & Coun Rural Youth	College Station			2	14			2	2	14	7.000
ALEC 640	Meth of Tech Change	College Station	1	15	1	4			1	1	19	19.000
ALEC 646	Inst Serving Ag Develop	College Station			1	4			1	1	4	4.000
ALEC 652	Images Ag Visual Com Res	College Station			1	7			1	1	7	7.000
ALEC 681	Seminar	College Station	3	21	3	26	1	9	1	1	56	56.000

* College and Department are as defined in the Approved Course Inventory posted at <http://dars.tamu.edu/Data-and-Reports/Course#approved>

History of Courses Taught Course Inventory College Agriculture and Life Sciences

2018-19

Course Department ALEC



			Fall 2018		Spring 2019		Summer 2019		Total Sections	TSecs	Total Enrollment	Average Enrollment
			Sections	Enrollment	Sections	Enrollment	Sections	Enrollment				
ALEC 684	Professional Internship	College Station	3	3	3	5	1	1	3	3	9	3.000
ALEC 685	Directed Studies	College Station	7	7	11	15	6	6	6	6	28	4.667
ALEC 689	Special Topics in	College Station	2	11					2	2	11	5.500
ALEC 690	Theory of Aged Rsrch	College Station	1	11					1	1	11	11.000
ALEC 691	Research	College Station	15	26	17	22	20	22	15	15	70	4.667
ALEC 692	Professional Study	College Station	9	10	4	5			9	9	15	1.667
ALEC 693	Professional Study	College Station	5	5	2	2	2	2	5	5	9	1.800
ALEC 695	Frnrts in Research	College Station	3	20	2	6			3	3	26	8.667
ALEC 696	Qual Research in Aged	College Station			2	19			2	2	19	9.500
ALED 125	Ldrshp Learning Comm I	College Station	1	58					1	1	58	58.000
ALED 202	Intro to Leadership	College Station	4	224	4	125	2	62	4	4	411	102.750
ALED 222	Divers Ldrshp Cultr Expl	College Station	1	14					1	1	14	14.000
ALED 225	Ldrshp Learning Comm II	College Station			1	48			1	1	48	48.000
ALED 301	Personal Leadership Educ	College Station	3	102	2	91	1	30	3	3	223	74.333
ALED 339	Ag Extension Phil & Missn	College Station	1	30					1	1	30	30.000
ALED 340	Survey Leadership Theory	College Station	8	214	10	292	2	50	8	8	556	69.500
ALED 341	Team Learning	College Station			1	23			1	1	23	23.000
ALED 344	Leadership of Volunteers	College Station	2	74	2	46	1	13	2	2	133	66.500
ALED 401	Advd Prof Leadership Dev	College Station			1	14			1	1	14	14.000
ALED 422	Cultural Prlsm in Agri	College Station	1	25	3	73	1	10	3	3	108	36.000
ALED 424	Appld Ethics in Ldrshp	College Station	2	110	1	58	1	31	2	2	199	99.500
ALED 426	Leading Training Adults	College Station	1	40	2	44	1	7	2	2	91	45.500
ALED 440	Leading Change	College Station	3	103	2	80	2	41	3	3	224	74.667
ALED 441	Agri Exten Org & Meth	College Station			1	40			1	1	40	40.000
ALED 481	Seminar	College Station	2	91	1	90	2	41	2	2	222	111.000
ALED 485	Directed Studies	College Station	4	12	7	52	1	5	4	4	69	17.250
ALED 489	Special Topics in	College Station	2	46	1	39			1	1	85	85.000
ALED 491	Research	College Station			2	2			2	2	2	1.000
ALED 494	Adev Internship	College Station	2	9	3	8	4	25	2	2	42	21.000
Department Total			141	2,374	157	2,367	60	482	174	174	5,223	

History of Courses Taught Course Inventory College Agriculture and Life Sciences

2018-19


Course Department ANSC

			Fall 2018		Spring 2019		Summer 2019		Total Sections	TSecs	Total Enrollment	Average Enrollment
			Sections	Enrollment	Sections	Enrollment	Sections	Enrollment				
ANSC 101	Intro Seminar Animal Sci	College Station	1	230					1	1	230	230.000
ANSC 107	General Animal Science	College Station	6	808	3	442	1	69	6	6	1,319	219.833
ANSC 108	General Animal Science Lab	College Station	21	470	8	131	1	18	21	21	619	29.476
ANSC 111	Animal Prod Sys	College Station			12	251			12	12	251	20.917
ANSC 113	Farm Animal Biosystems	College Station			1	250			1	1	250	250.000
ANSC 117	Texas Barbecue	College Station	1	32					1	1	32	32.000
ANSC 201	Intro Equine Care	College Station	1	144	1	111			1	1	255	255.000
ANSC 210	Companion Animal Science	College Station	1	69	1	54			1	1	123	123.000
ANSC 211	Equine Ind and Career Prep	College Station	1	33	1	35			1	1	68	68.000
ANSC 215	Intro to Livestock Evaluation	College Station			1	23			1	1	23	23.000
ANSC 221	Equine Handling & Safety	College Station	3	24	3	26			3	3	50	16.667
ANSC 242	Growth and Devel of Lvst	College Station			1	49			1	1	49	49.000
ANSC 291	Research	College Station	10	43	8	11	3	3	10	10	57	5.700
ANSC 302	Basic Beef Cattle Prod	College Station	2	131					2	2	131	65.500
ANSC 303	Prin of an Nutrition	College Station	1	153	2	278			1	1	431	431.000
ANSC 305	Animal Breeding	College Station	5	136	6	143	2	44	5	5	323	64.600
ANSC 307	Meats	College Station	8	145	11	164	1	16	11	11	325	29.545
ANSC 309	Applied Animal Record Keeping	College Station	2	58	2	32			2	2	90	45.000
ANSC 311	Equine Behavior & Trn	College Station	2	20	2	16			2	2	36	18.000
ANSC 314	Wool Eval & Grading	College Station	1	140					1	1	140	140.000
ANSC 315	Livestock Judging	College Station	1	30					1	1	30	30.000
ANSC 316	Equine Select and Judg	College Station			1	20			1	1	20	20.000
ANSC 317	Meat Select,eval&Grad	College Station	1	41					1	1	41	41.000
ANSC 318	Animal Feeds & Feeding	College Station	6	150	6	149	2	28	6	6	327	54.500
ANSC 320	Animal Nutr & Feed	College Station	1	141	1	84			1	1	225	225.000
ANSC 325	Adv Lvstk & Prod Eval	College Station	1	49	1	63			1	1	112	112.000
ANSC 333	Reprod in Farm Animals	College Station	7	168	7	156	3	43	7	7	367	52.429
ANSC 337	Meat Merchandising	College Station			1	15			1	1	15	15.000
ANSC 351	Current Issues in Animal Ag	College Station	1	19	1	12			1	1	31	31.000
ANSC 402	Explore Animal Industr	College Station	2	45	2	48			2	2	93	46.500
ANSC 404	Behvr & Mgmt of Dmstc Animals	College Station	2	15	2	16			2	2	31	15.500
ANSC 406	Beef Cattle Prod & Mgm	College Station	3	64	3	56	1	29	3	3	149	49.667

History of Courses Taught Course Inventory College Agriculture and Life Sciences

2018-19

Course Department ANSC




			Fall 2018		Spring 2019		Summer 2019		Total Sections	TSecs	Total Enrollment	Average Enrollment
			Sections	Enrollment	Sections	Enrollment	Sections	Enrollment				
ANSC 408	Stocker & Feedlot Catl	College Station			1	11			1	1	11	11.000
ANSC 411	Equine Nutr & Health	College Station			1	85			1	1	85	85.000
ANSC 414	Sheep & Goat Prod & Mg	College Station	6	71	9	73			6	6	144	24.000
ANSC 418	Equine Exercise Physiol	College Station	1	8					1	1	8	8.000
ANSC 420	Horse Prod & Mgmt	College Station			4	78			4	4	78	19.500
ANSC 423	Issues Equine Industry	College Station			1	49			1	1	49	49.000
ANSC 434	Animal Reproduction Mgmt	College Station	3	34	3	30			3	3	64	21.333
ANSC 436	Tx Panhandle Beef Prod	College Station					1	12	1	1	12	12.000
ANSC 437	Mktg&Grdg Lvstck & Meat	College Station	2	97	2	68			2	2	165	82.500
ANSC 439	Feedlot Risk Mgmt	College Station	1	48					1	1	48	48.000
ANSC 447	Advanced Meat Sci & Tech	College Station	2	20					2	2	20	10.000
ANSC 457	Haccp Systems	College Station	1	18					1	1	18	18.000
ANSC 470	Quality Assurance Food Ind	College Station	1	3					1	1	3	3.000
ANSC 481	Seminar	College Station	6	124	8	160	2	31	8	8	315	39.375
ANSC 484	Livestock Practicum	College Station	1	16	1	18			1	1	34	34.000
ANSC 485	Directed Studies	College Station	12	60	10	29	4	4	4	4	93	23.250
ANSC 487	Sensory Eval of Foods	College Station			1	8			1	1	8	8.000
ANSC 489	Special Topics in	College Station	1	39					1	1	39	39.000
ANSC 491	Research	College Station	18	45	12	31	10	17	18	18	93	5.167
ANSC 494	Ansc Internship	College Station	4	12	6	116	10	38	6	6	166	27.667
ANSC 601	Gen Animal Nutrition	College Station	1	18					1	1	18	18.000
ANSC 604	Ruminant Nutrition	College Station	1	5					1	1	5	5.000
ANSC 605	Adv Beef Production	College Station	1	10					1	1	10	10.000
ANSC 607	Phys & Bich Muscle as Food	College Station	1	19					1	1	19	19.000
ANSC 608	Beef Cattle Management	College Station			1	14			1	1	14	14.000
ANSC 609	Physiol Growth Stress	College Station	1	6					1	1	6	6.000
ANSC 611	Equine Nutrition	College Station	1	6					1	1	6	6.000
ANSC 618	Lipids and Lipid Mtbl	College Station			1	13			1	1	13	13.000
ANSC 621	Issues Equine Industry	College Station			1	1			1	1	1	1.000
ANSC 623	Precision Diet Formula	College Station			1	8			1	1	8	8.000
ANSC 627	Carcass Comp & Quality	College Station			1	19			1	1	19	19.000
ANSC 636	Tx Panhandle Beef Prod	College Station					1	4	1	1	4	4.000

* College and Department are as defined in the Approved Course Inventory posted at <http://dars.tamu.edu/Data-and-Reports/Course#approved>

History of Courses Taught Course Inventory College Agriculture and Life Sciences

2018-19




Course Department ANSC

			Fall 2018		Spring 2019		Summer 2019		Total Sections	TSecs	Total Enrollment	Average Enrollment
			Sections	Enrollment	Sections	Enrollment	Sections	Enrollment				
ANSC 638	Prediction Genetic Merit	College Station	1	4					1	1	4	4.000
ANSC 647	Tech of Meat Proc&Dist	College Station	1	13					1	1	13	13.000
ANSC 651	Current Issues Animal Ag	College Station	1	7	1	2			1	1	9	9.000
ANSC 657	Haccp Systems	College Station	1	8					1	1	8	8.000
ANSC 667	Indus Proc Meat Oper	College Station			1	7			1	1	7	7.000
ANSC 670	Quality Assurance Food Ind	College Station	1	11					1	1	11	11.000
ANSC 680	Appl Concepts Meat Myology	College Station	1	10					1	1	10	10.000
ANSC 681	Seminar	College Station	2	27	2	20			2	2	47	23.500
ANSC 684	Professional Intrnship	College Station	2	2	3	6	4	5	2	2	13	6.500
ANSC 685	Directed Studies	College Station	10	12	8	11	6	6	10	10	29	2.900
ANSC 687	Sensory Eval of Foods	College Station			1	7			1	1	7	7.000
ANSC 689	Special Topics in	College Station			1	5			1	1	5	5.000
ANSC 691	Research	College Station	33	90	33	89	42	73	33	33	252	7.636
ANSC 697	Appl Mic Foods Anim Orig	College Station			1	13			1	1	13	13.000
DASC 326	Food Bacteriology	College Station	1	94	1	119			1	1	213	213.000
DASC 327	Food Bacteriology	College Station	1	5					1	1	5	5.000
DASC 418	Dairy Science Consortium	College Station					1	15	1	1	15	15.000
DASC 485	Directed Studies	College Station	1	2	1	2			1	1	4	4.000
DASC 606	Microbiology of Foods	College Station			1	4			1	1	4	4.000
Department Total			212	4,302	206	3,731	95	455	249	249	8,488	

History of Courses Taught Course Inventory College Agriculture and Life Sciences

2018-19

Course Department BAEN




			Fall 2018		Spring 2019		Summer 2019		Total Sections	TSecs	Total Enrollment	Average Enrollment
			Sections	Enrollment	Sections	Enrollment	Sections	Enrollment				
AGSM 125	Intro to Agr Syst Mgmt	College Station	1	55					1	1	55	55.000
AGSM 201	Agri Energy & Pwr Systems	College Station	4	77	4	48			4	4	125	31.250
AGSM 301	Systems Analysis Agri	College Station	2	41	1	27			1	1	68	68.000
AGSM 310	Agri Machinery Mgmt	College Station			2	51			2	2	51	25.500
AGSM 315	Food Process Engr Tech	College Station	2	12	3	38			2	2	50	25.000
AGSM 325	Agri Indus Appl Elec	College Station			3	49			3	3	49	16.333
AGSM 335	Water & Soil Mgmt	College Station	2	43					2	2	43	21.500
AGSM 337	Tech Env Nat Res Engr	College Station	1	38			1	8	1	1	46	46.000
AGSM 360	Occupational Safety Mgmt	College Station			2	88	1	35	1	1	123	123.000
AGSM 403	Process & Stor Ag Prod	College Station	2	35					2	2	35	17.500
AGSM 435	Irrig Prin & Mgmt	College Station			1	10			1	1	10	10.000
AGSM 439	Mgmt Agri Systm I	College Station	1	35					1	1	35	35.000
AGSM 440	Mgmt Agri Systm II	College Station			1	34			1	1	34	34.000
AGSM 470	Ag Electronics & Ctrl	College Station	2	41					2	2	41	20.500
AGSM 473	Proj Mgmt Agsm	College Station	2	26					2	2	26	13.000
AGSM 484	Internship	College Station			1	2	1	6	1	1	8	8.000
AGSM 485	Directed Studies	College Station	1	2	2	4			1	1	6	6.000
AGSM 489	Special Topics in	College Station					1	8	1	1	8	8.000
BAEN 201	Analysis of Baen Problems	College Station	3	46					3	3	46	15.333
BAEN 281	Professional Dev Seminar	College Station			1	13			1	1	13	13.000
BAEN 301	Bio & Ag Engr Fund I	College Station			2	50			2	2	50	25.000
BAEN 302	Bio & Ag Engr Fund II	College Station	5	56					5	5	56	11.200
BAEN 320	Engr Thermodynamics	College Station	4	50	5	56	1	68	4	4	174	43.500
BAEN 340	Fluid Mechanics	College Station	2	45					2	2	45	22.500
BAEN 354	Engr Prop Biol Matls	College Station	3	43					3	3	43	14.333
BAEN 365	Unit Ops Biol & Agr Engr	College Station			2	46			2	2	46	23.000
BAEN 366	Transport Proc Biol Sys	College Station			2	48			2	2	48	24.000
BAEN 370	Meas Ctrl Bio & Ag Proc	College Station			3	51			3	3	51	17.000
BAEN 375	Des of Ag Mach & Struc	College Station	1	45					1	1	45	45.000
BAEN 414	Renewable Energy Convrnsn	College Station	1	11					1	1	11	11.000
BAEN 422	Unit Opns in Food Proc	College Station	1	4					1	1	4	4.000
BAEN 427	Engr Aspects Packaging	College Station			1	16			1	1	16	16.000

* College and Department are as defined in the Approved Course Inventory posted at <http://dars.tamu.edu/Data-and-Reports/Course#approved>

History of Courses Taught Course Inventory College Agriculture and Life Sciences

2018-19

Course Department BAEN



			Fall 2018		Spring 2019		Summer 2019		Total Sections	TSecs	Total Enrollment	Average Enrollment
			Sections	Enrollment	Sections	Enrollment	Sections	Enrollment				
BAEN 431	Fundamentals in Bioseparations	College Station			1	5			1	1	5	5.000
BAEN 460	Prin of Enviro Hydrology	College Station	1	7					1	1	7	7.000
BAEN 464	Irrgtn & Drainage Engr	College Station	1	10					1	1	10	10.000
BAEN 465	Des Biol Waste Treat Sys	College Station			1	11	1	18	1	1	29	29.000
BAEN 468	Soil & Water Cons Engr	College Station			1	22			1	1	22	22.000
BAEN 469	Water Quality Engr	College Station			1	18			1	1	18	18.000
BAEN 471	Bioreactor Engineering	College Station	1	11					1	1	11	11.000
BAEN 477	Air Pollution Engineerin	College Station	1	24			1	18	1	1	42	42.000
BAEN 479	Biol & Agr Engr Des I	College Station	1	43					1	1	43	43.000
BAEN 480	Biol & Agr Engr Des II	College Station			1	44			1	1	44	44.000
BAEN 485	Directed Studies	College Station	1	3					1	1	3	3.000
BAEN 491	Research	College Station	3	9	4	6			3	3	15	5.000
BAEN 614	Renwble Enrgy Convrnsions	College Station	1	1					1	1	1	1.000
BAEN 622	Unit Opns in Food Proc	College Station	2	3					2	2	3	1.500
BAEN 625	Adv in Food Process Engr	College Station			2	8			2	2	8	4.000
BAEN 627	Engr Aspects Packaging	College Station			1	2			1	1	2	2.000
BAEN 631	Bioprcs Sep Biotec	College Station			1	5			1	1	5	5.000
BAEN 651	Geog Info Sys Res Mgmt	College Station	2	5	1	1			1	1	6	6.000
BAEN 652	Advanced Topics in Gis	College Station			1	12			1	1	12	12.000
BAEN 661	Exprmntal Methds in Baen	College Station	2	10					2	2	10	5.000
BAEN 662	Stat Methods Bio Ag Engr	College Station			1	5			1	1	5	5.000
BAEN 665	Des Biol Waste Treat Sys	College Station			1	6			1	1	6	6.000
BAEN 669	Water Quality Engr	College Station			1	4			1	1	4	4.000
BAEN 672	Small Watershed Hydrology	College Station	1	7					1	1	7	7.000
BAEN 673	Modeling Small Watershed	College Station			1	16			1	1	16	16.000
BAEN 674	Vadose Zone Hydrology	College Station			1	11			1	1	11	11.000
BAEN 681	Seminar	College Station	1	18					1	1	18	18.000
BAEN 683	Peer Revw Proc & Public	College Station	1	2	1	10			1	1	12	12.000
BAEN 684	Professional Internship	College Station	3	3	2	2			3	3	5	1.667
BAEN 685	Directed Studies	College Station	2	2	1	2	1	1	2	2	5	2.500
BAEN 690	Theory of Research	College Station	1	15					1	1	15	15.000
BAEN 691	Research	College Station	16	55	14	55	13	23	16	16	133	8.312

* College and Department are as defined in the Approved Course Inventory posted at <http://dars.tamu.edu/Data-and-Reports/Course#approved>

**History of Courses Taught Course Inventory College Agriculture and
2018-19 Life Sciences**




Course Department BAEN

	Fall 2018		Spring 2019		Summer 2019		Total Sections	TSecs	Total Enrollment	Average Enrollment
	Sections	Enrollment	Sections	Enrollment	Sections	Enrollment				
Department Total	81	933	74	876	21	185	115	115	1,994	

History of Courses Taught Course Inventory College Agriculture and Life Sciences

2018-19

Course Department BCBP




			Fall 2018		Spring 2019		Summer 2019		Total Sections	TSees	Total Enrollment	Average Enrollment
			Sections	Enrollment	Sections	Enrollment	Sections	Enrollment				
BICH 101	Perspectives in Bich and Gene	College Station	3	139					3	3	139	46.333
BICH 285	Directed Studies	College Station			1	1			1	1	1	1.000
BICH 303	Elements of Biol Chem	College Station	1	20	2	28			1	1	48	48.000
BICH 403	Cellular Biophysics	College Station	1	21					1	1	21	21.000
BICH 404	Biochemical Calculations	College Station	2	102	1	35			2	2	137	68.500
BICH 410	Comprehen Biochem I	College Station	32	979	12	401	3	92	32	32	1,472	46.000
BICH 411	Comprehen Biochem II	College Station	8	278	20	698	3	87	8	8	1,063	132.875
BICH 412	Biochem Lab I	College Station	7	201			2	29	7	7	230	32.857
BICH 414	Biochemical Tech I	College Station			4	63			4	4	63	15.750
BICH 419	Cmptl Tech Evol Analy	College Station	1	24					1	1	24	24.000
BICH 431	Molecular Genetics	College Station	2	34	1	36			2	2	70	35.000
BICH 432	Molecular Genetics Lab	College Station	1	14	1	12			1	1	26	26.000
BICH 440	Biochemistry I	College Station	4	97	1	43			4	4	140	35.000
BICH 441	Biochemistry II	College Station	1	31	4	77			4	4	108	27.000
BICH 450	Genomics	College Station	1	4					1	1	4	4.000
BICH 460	Genome Annot Ontologies	College Station	1	10	1	11			1	1	21	21.000
BICH 461	Adv Genome Annot Ontol	College Station			1	1			1	1	1	1.000
BICH 464	Bacteriophage Genomics	College Station			1	20			1	1	20	20.000
BICH 485	Directed Studies	College Station	1	1	2	4			1	1	5	5.000
BICH 489	Special Topics in	College Station	1	19	1	24			1	1	43	43.000
BICH 491	Research	College Station	45	67	61	73	24	36	45	45	176	3.911
BICH 601	Funds of Biochem I	College Station	1	15					1	1	15	15.000
BICH 602	Funds of Biochem II	College Station			1	6			1	1	6	6.000
BICH 603	Prin Biochemistry & Biophysics	College Station	1	23					1	1	23	23.000
BICH 608	Critical Analy Bich Lit	College Station	2	15					2	2	15	7.500
BICH 650	Genomics	College Station	1	2					1	1	2	2.000
BICH 655	Crystallography Methods	College Station			1	3			1	1	3	3.000
BICH 656	Rna Biology	College Station	1	2					1	1	2	2.000
BICH 657	Intro to Structural Biol	College Station			1	7			1	1	7	7.000
BICH 661	Adv Genome Annot Ontol	College Station			1	1			1	1	1	1.000
BICH 671	Macromolec Fold & Design	College Station	1	6	1	2			1	1	8	8.000
BICH 673	Gene Expression	College Station	1	8	1	9			1	1	17	17.000

* College and Department are as defined in the Approved Course Inventory posted at <http://dars.tamu.edu/Data-and-Reports/Course#approved>

History of Courses Taught Course Inventory College Agriculture and Life Sciences

2018-19

Course Department BCBP




			Fall 2018		Spring 2019		Summer 2019		Total Sections	TSecs	Total Enrollment	Average Enrollment
			Sections	Enrollment	Sections	Enrollment	Sections	Enrollment				
BICH 674	Prot Folding & Stability	College Station	1	16	1	20			1	1	36	36.000
BICH 675	Plant Bich & Genomics	College Station	1	9	1	7			1	1	16	16.000
BICH 676	Bacteriophage Biology	College Station	1	14	1	14			1	1	28	28.000
BICH 677	Chem Gene & Drug Discvry	College Station	1	19	1	21			1	1	40	40.000
BICH 678	Metal Ions	College Station	1	6					1	1	6	6.000
BICH 679	Building Scientific Reltnships	College Station	1	6					1	1	6	6.000
BICH 681	Seminar	College Station			3	43			3	3	43	14.333
BICH 685	Directed Studies	College Station			1	16			1	1	16	16.000
BICH 689	Special Topics in	College Station	2	41	6	90	1	1	2	2	132	66.000
BICH 690	Theory of Biochem Res	College Station	1	76	1	72			1	1	148	148.000
BICH 691	Research	College Station	31	84	30	72	32	82	30	30	238	7.933
BICH 697	Teaching Biochem Labs	College Station	2	32	2	27	1	6	2	2	65	32.500
GENE 101	Perspectives in Bich and Gene	College Station	3	33					3	3	33	11.000
GENE 301	Comprehensive Genetics	College Station	4	280	4	298	1	130	4	4	708	177.000
GENE 302	Principles of Genetics	College Station	4	201	3	187			4	4	388	97.000
GENE 310	Principles of Heredity	College Station	2	69	2	54	1	26	2	2	149	74.500
GENE 312	Comprehensive Genetics Lab	College Station	14	439	13	413	3	84	14	14	936	66.857
GENE 320	Biomedical Genetics	College Station	4	27	4	30			4	4	57	14.250
GENE 405	Mammalian Genetics	College Station	1	35					1	1	35	35.000
GENE 406	Bacterial Genetics	College Station	1	8	1	5			1	1	13	13.000
GENE 411	Biotech Crop Improvement	College Station			1	14			1	1	14	14.000
GENE 412	Population & Ecol Gen	College Station	1	41	1	62			1	1	103	103.000
GENE 419	Cmptl Tech Evol Analy	College Station	1	27					1	1	27	27.000
GENE 420	Bioethics	College Station			2	34			2	2	34	17.000
GENE 421	Advanced Human Genetics	College Station	1	10	1	25			1	1	35	35.000
GENE 431	Molecular Genetics	College Station	2	44	1	36			2	2	80	40.000
GENE 432	Molecular Genetics Lab	College Station	1	15	1	13	1	6	1	1	34	34.000
GENE 489	Special Topics in	College Station					1	8	1	1	8	8.000
GENE 491	Research	College Station	46	59	55	65	14	14	46	46	138	3.000
GENE 603	Genetics	College Station	1	25					1	1	25	25.000
GENE 608	Crit Analysis Gene Lit	College Station	1	8					1	1	8	8.000
GENE 612	Population Genetics	College Station	1	11					1	1	11	11.000

* College and Department are as defined in the Approved Course Inventory posted at <http://dars.tamu.edu/Data-and-Reports/Course#approved>

History of Courses Taught Course Inventory College Agriculture and Life Sciences

2018-19



Course Department BCBP

			Fall 2018		Spring 2019		Summer 2019		Total Sections	TSecs	Total Enrollment	Average Enrollment
			Sections	Enrollment	Sections	Enrollment	Sections	Enrollment				
GENE 613	Quan Genetics I	College Station			1	8			1	1	8	8.000
GENE 629	Applied Animal Genomics	College Station	1	1					1	1	1	1.000
GENE 638	Prediction Genetic Merit	College Station	1	1					1	1	1	1.000
GENE 654	Complex Genomes	College Station			1	2			1	1	2	2.000
GENE 655	Complex Genomes Lab	College Station			1	1			1	1	1	1.000
GENE 681	Seminar	College Station	1	9	1	10			1	1	19	19.000
GENE 685	Directed Studies	College Station	1	9					1	1	9	9.000
GENE 689	Special Topics in	College Station	6	33	4	20			6	6	53	8.833
GENE 691	Research	College Station	25	40	24	40	24	35	25	25	115	4.600
GENE 697	Teaching Genetics Labs	College Station	2	6	2	8			2	2	14	7.000
Department Total			287	3,846	290	3,262	111	636	311	311	7,744	

**History of Courses Taught Course Inventory College Agriculture and
2018-19 Life Sciences**



Course Department CLAG

			Fall 2018		Spring 2019		Total Sections	TSecs	Total Enrollment	Average Enrollment
			Sections	Enrollment	Sections	Enrollment				
AGLS 101	Mod Ag Sys&Rnw Nat Res	College Station	2	419	2	145	2	2	564	282.000
AGLS 125	Life Sci Learning Comm I	College Station			1	14	1	1	14	14.000
AGLS 301	AglS Study Abroad	College Station	1	1	1	1	1	1	2	2.000
Department Total			3	420	4	160	4	4	580	

History of Courses Taught Course Inventory College Agriculture and Life Sciences

2018-19

Course Department ENTO

			Fall 2018		Spring 2019		Summer 2019		Total Sections	TSecs	Total Enrollment	Average Enrollment
			Sections	Enrollment	Sections	Enrollment	Sections	Enrollment				
ENTO 201	General Entomology	College Station	8	124	8	96			8	8	220	27.500
ENTO 208	Veterinary Entomology	College Station	3	387	3	271			3	3	658	219.333
ENTO 209	Veterinary Entomology Lab	College Station	23	387	22	270			22	22	657	29.864
ENTO 210	Global Public Health Ent	College Station	2	188	2	133			2	2	321	160.500
ENTO 300	Field Studies	College Station					1	9	1	1	9	9.000
ENTO 301	Biodivers & Biol Insects	College Station			3	26			3	3	26	8.667
ENTO 305	Evol Insect Structure	College Station	4	34					4	4	34	8.500
ENTO 306	Insect Physiology	College Station	4	30					4	4	30	7.500
ENTO 320	Honey Bee Biology	College Station	2	236	2	270	1	105	1	1	611	611.000
ENTO 321	Beekeeping	College Station			1	14			1	1	14	14.000
ENTO 322	Insects in Human Society	College Station	3	458	3	472	1	61	3	3	991	330.333
ENTO 401	Princl of Intgrt Pest Mgmt	College Station	1	4					1	1	4	4.000
ENTO 402	Field-Crop Insects	College Station			1	14			1	1	14	14.000
ENTO 403	Urban Entomology	College Station			2	17			2	2	17	8.500
ENTO 423	Medical Entomology	College Station	7	91	8	94			7	7	185	26.429
ENTO 424	Insect Ecology	College Station			3	28			3	3	28	9.333
ENTO 425	Disease Ecology	College Station			1	21			1	1	21	21.000
ENTO 426	Methods Vector-Borne Diseases	College Station			1	5			1	1	5	5.000
ENTO 428	Insect Biotechnology	College Station	1	20					1	1	20	20.000
ENTO 429	Insect Biotechnology Lab	College Station	1	18					1	1	18	18.000
ENTO 431	Sci Forensic Entomology	College Station			1	15			1	1	15	15.000
ENTO 432	Appl Forensic Entomology	College Station			2	10			2	2	10	5.000
ENTO 435	Case Studies Problem Slv	College Station			1	27			1	1	27	27.000
ENTO 450	Caribbean Conservation	College Station					1	9	1	1	9	9.000
ENTO 451	Caribbean Rsch Seminar	College Station					1	9	1	1	9	9.000
ENTO 481	Seminar	College Station			1	27			1	1	27	27.000
ENTO 482	Occup & Profess Develop	College Station	1	55					1	1	55	55.000
ENTO 484	Professional Internship	College Station			2	2	2	2	2	2	4	2.000
ENTO 485	Directed Studies	College Station	2	6	1	7			2	2	13	6.500
ENTO 489	Special Topics in	College Station	2	26					2	2	26	13.000
ENTO 491	Research	College Station	8	15	6	13	3	6	6	6	34	5.667
ENTO 602	Insect Biodiver & Biol	College Station			1	5			1	1	5	5.000

* College and Department are as defined in the Approved Course Inventory posted at <http://dars.tamu.edu/Data-and-Reports/Course#approved>

History of Courses Taught Course Inventory College Agriculture and Life Sciences

2018-19

Course Department ENTO

			Fall 2018		Spring 2019		Summer 2019		Total Sections	TSecs	Total Enrollment	Average Enrollment
			Sections	Enrollment	Sections	Enrollment	Sections	Enrollment				
ENTO 608	Prin of Biologl Cntrl	College Station	1	9					1	1	9	9.000
ENTO 610	Host Plant Resistance	College Station			1	5			1	1	5	5.000
ENTO 612	Insect Evolution	College Station	1	8					1	1	8	8.000
ENTO 614	Insect Comm Ecology	College Station			1	26			1	1	26	26.000
ENTO 615	Insect Physiology	College Station	1	5					1	1	5	5.000
ENTO 617	Acarology	College Station	1	9					1	1	9	9.000
ENTO 618	Med & Vet Entomology	College Station			1	7			1	1	7	7.000
ENTO 619	Insect Toxicology	College Station			1	6			1	1	6	6.000
ENTO 626	Methods Vector-Borne Diseases	College Station			1	3			1	1	3	3.000
ENTO 628	Arth Genomes & Gene Expr	College Station	1	11					1	1	11	11.000
ENTO 630	Ins Inter Microbe Plant	College Station			1	6			1	1	6	6.000
ENTO 631	Princl of Intgrt Pst Mgmt	College Station	1	11					1	1	11	11.000
ENTO 681	Seminar	College Station	1	8	1	17			1	1	25	25.000
ENTO 685	Directed Studies	College Station	2	2	4	4			2	2	6	3.000
ENTO 689	Special Topics in	College Station	2	15					2	2	15	7.500
ENTO 690	Theory of Research	College Station	1	32	1	29			1	1	61	61.000
ENTO 691	Research	College Station	23	78	21	71	24	67	23	23	216	9.391
FIVS 123	Forensic Investigations	College Station	2	213	2	213			2	2	426	213.000
FIVS 205	Intro Forensic & Inv Sc	College Station	3	216			1	33	3	3	249	83.000
FIVS 289	Special Topics in	College Station	2	13					2	2	13	6.500
FIVS 308	Forensic Impl Inheritance	College Station	2	25					2	2	25	12.500
FIVS 316	Biotechnology & Forensic	College Station	1	24					1	1	24	24.000
FIVS 401	Forensic Soil Science	College Station	1	24					1	1	24	24.000
FIVS 415	Practice & Prinpl Sc Law	College Station			1	24			1	1	24	24.000
FIVS 422	Csi	College Station			1	27			1	1	27	27.000
FIVS 431	Sci Forensic Entomology	College Station			2	27			2	2	27	13.500
FIVS 432	Appl Forensic Entomology	College Station			2	27			2	2	27	13.500
FIVS 435	Case Studies Problem Slv	College Station			1	24			1	1	24	24.000
FIVS 481	Seminar	College Station			2	26			2	2	26	13.000
FIVS 482	Occup & Profess Develop	College Station	2	25					2	2	25	12.500
FIVS 484	Professional Internship	College Station			1	4	5	14	1	1	18	18.000
FIVS 491	Research	College Station	1	2	3	5	2	2	1	1	9	9.000

* College and Department are as defined in the Approved Course Inventory posted at <http://dars.tamu.edu/Data-and-Reports/Course#approved>

Prepared by Data and Research Services
Texas A&M University

**History of Courses Taught Course Inventory College Agriculture and
2018-19 Life Sciences**




Course Department ENTO

	Fall 2018		Spring 2019		Summer 2019		Total Sections	TSecs	Total Enrollment	Average Enrollment
	Sections	Enrollment	Sections	Enrollment	Sections	Enrollment				
Department Total	121	2,809	123	2,388	42	317	156	156	5,514	

History of Courses Taught Course Inventory College Agriculture and Life Sciences

2018-19

Course Department ESSM




			Fall 2018		Spring 2019		Summer 2019		Total Sections	TSecs	Total Enrollment	Average Enrollment
			Sections	Enrollment	Sections	Enrollment	Sections	Enrollment				
ESSM 102	Intro Nat Resc & Ecosys	College Station	1	21	1	13			1	1	34	34.000
ESSM 201	Explore Ecosys Sci & Mgt	College Station	1	64	1	33			1	1	97	97.000
ESSM 203	Forest Trees of N Amer	College Station	6	75					6	6	75	12.500
ESSM 281	Seminar in Essm	College Station	2	35	1	27			2	2	62	31.000
ESSM 300	Field Studies Forest Eco	College Station			1	16			1	1	16	16.000
ESSM 301	Wildland Watershed Mgmt	College Station			6	95			6	6	95	15.833
ESSM 302	Wildland Plants N Amer	College Station	5	91					5	5	91	18.200
ESSM 303	Agrostology	College Station	2	18					2	2	18	9.000
ESSM 304	Rangeland Plant Taxonomy	College Station			3	32			3	3	32	10.667
ESSM 306	Plant Func Ecol & Adapt	College Station			1	49			1	1	49	49.000
ESSM 307	Forest Protection	College Station			1	18			1	1	18	18.000
ESSM 308	Fund of Envir Dec Making	College Station			1	53			1	1	53	53.000
ESSM 309	Forest Ecology	College Station	2	75					2	2	75	37.500
ESSM 310	Forest Tree Improve and Regen	College Station			1	17			1	1	17	17.000
ESSM 311	Biogeochem & Global Chang	College Station	1	26					1	1	26	26.000
ESSM 313	Veg Sample Meth & Design	College Station			2	74			2	2	74	37.000
ESSM 314	Prin Range Mgmt World	College Station	2	83	2	51			2	2	134	67.000
ESSM 315	Range Inventory & Monit	College Station	1	32					1	1	32	32.000
ESSM 316	Range Ecology	College Station	1	29					1	1	29	29.000
ESSM 317	Vegetation Management	College Station			2	38			2	2	38	19.000
ESSM 318	Coupled Soc & Econ Syst	College Station	1	55					1	1	55	55.000
ESSM 319	Principles of Forestry	College Station	1	11					1	1	11	11.000
ESSM 320	Ecosystem Restor & Mgmt	College Station			1	63			1	1	63	63.000
ESSM 324	Forest Measurements	College Station			1	11			1	1	11	11.000
ESSM 351	Geog Info Sys Res Mgmt	College Station	5	94	4	73			5	5	167	33.400
ESSM 405	Forest Resour Assemt Mgt	College Station			1	21			1	1	21	21.000
ESSM 406	Natural Resources Policy	College Station	5	124					5	5	124	24.800
ESSM 415	Rnge Anly Mgmt Planning	College Station	1	19					1	1	19	19.000
ESSM 416	Fire Ecol & Nat Resc Mgt	College Station	1	40					1	1	40	40.000
ESSM 420	Wetland Ecol Restoration	College Station	2	27					2	2	27	13.500
ESSM 430	Adv Restoration Ecology	College Station			1	11			1	1	11	11.000
ESSM 440	Wetland Delineation	College Station					1	9	1	1	9	9.000

History of Courses Taught Course Inventory College Agriculture and Life Sciences

2018-19


Course Department ESSM



			Fall 2018		Spring 2019		Summer 2019		Total Sections	TSecs	Total Enrollment	Average Enrollment
			Sections	Enrollment	Sections	Enrollment	Sections	Enrollment				
ESSM 444	Remote Sensing of Envir	College Station	1	13					1	1	13	13.000
ESSM 459	Program for Spatial Data Apps	College Station			1	11			1	1	11	11.000
ESSM 462	Adv Gis for Res Mgmt	College Station			1	7			1	1	7	7.000
ESSM 464	Spatial Project Mgmt	College Station			1	7			1	1	7	7.000
ESSM 480	Plant Id UG Range Mgt Exam Com	College Station	1	7	1	4			1	1	11	11.000
ESSM 481	Senior Seminar	College Station	1	44	1	27			1	1	71	71.000
ESSM 484	Internship	College Station	1	24	2	9	1	1	1	1	34	34.000
ESSM 485	Directed Studies	College Station	1	1			1	16	1	1	17	17.000
ESSM 489	Special Topics in	College Station			2	17			2	2	17	8.500
ESSM 491	Research	College Station	3	3	2	2	2	9	3	3	14	4.667
ESSM 600	Prin of Ecosys Sci& Mgmt	College Station	1	28					1	1	28	28.000
ESSM 610	Rangeland Resource Mgmt	College Station			2	9			2	2	9	4.500
ESSM 611	Grazing Mgmt & Rng Nutr	College Station	1	1	1	6			1	1	7	7.000
ESSM 612	Rangeland Veg Mgmt	College Station	2	8					2	2	8	4.000
ESSM 620	Plant and Range Ecology	College Station	1	8					1	1	8	8.000
ESSM 621	Physiological Plant Ecol	College Station	1	11					1	1	11	11.000
ESSM 622	Biogeochem Terres Ecosys	College Station			1	8			1	1	8	8.000
ESSM 626	Fire & Natrl Resc Mgmt	College Station	1	5					1	1	5	5.000
ESSM 628	Wetland Delineation	College Station					1	1	1	1	1	1.000
ESSM 631	Eco Rest of Wetland Syst	College Station	1	10					1	1	10	10.000
ESSM 633	Coast Proc Ecosys Mgmt	College Station			3	15			3	3	15	5.000
ESSM 635	Ecohydrology	College Station	1	5	2	6			1	1	11	11.000
ESSM 636	Wildland Watershed Mgmt	College Station					2	9	2	2	9	4.500
ESSM 647	Range Grasses & Grslands	College Station	1	4					1	1	4	4.000
ESSM 651	Geog Info Sys Res Mgmt	College Station	4	15	4	13			4	4	28	7.000
ESSM 652	Advanced Topics in Gis	College Station			1	14			1	1	14	14.000
ESSM 655	Remote Sensing of Envmt	College Station	1	16					1	1	16	16.000
ESSM 660	Landscape Analysis & Mod	College Station			2	12			2	2	12	6.000
ESSM 681	Seminar	College Station	1	12	2	11			1	1	23	23.000
ESSM 685	Directed Studies	College Station	5	6	5	8	1	1	5	5	15	3.000
ESSM 689	Special Topics in	College Station			2	21			2	2	21	10.500
ESSM 691	Research	College Station	19	37	18	39	16	30	19	19	106	5.579

History of Courses Taught Course Inventory College Agriculture and Life Sciences

2018-19




Course Department ESSM

			Fall 2018		Spring 2019		Summer 2019		Total Sections	TSecs	Total Enrollment	Average Enrollment
			Sections	Enrollment	Sections	Enrollment	Sections	Enrollment				
FRSC 420	Aboriculture	College Station			1	19			1	1	19	19.000
REN205	Fundamentals of Ecology	College Station	2	449	2	292			2	2	741	370.500
REN215	Fundamentals of Eco Lab	College Station	14	251	14	242			14	14	493	35.214
REN240	Study Abroad Natural Res	College Station			2	41	4	36	2	2	77	38.500
REN245	Geog Info Sys Res Mgmt	College Station			1	16			1	1	16	16.000
REN241	Ecosystem Management	College Station			2	32			2	2	32	16.000
REN247	Envir Impact Assessment	College Station			2	46			2	2	46	23.000
REN266	Env Impact Analy Renr	College Station			1	5			1	1	5	5.000
Department Total			104	1,877	110	1,634	29	112	155	155	3,623	

History of Courses Taught Course Inventory College Agriculture and Life Sciences

2018-19

Course Department HRSC



			Fall 2018		Spring 2019		Summer 2019		Total Sections	TSecs	Total Enrollment	Average Enrollment
			Sections	Enrollment	Sections	Enrollment	Sections	Enrollment				
HORT 201	Hort Science & Practices	College Station	1	331	1	288	1	17	1	1	636	636.000
HORT 202	Hort Sciences & Prac Lab	College Station	5	65	5	81			5	5	146	29.200
HORT 203	Floral Design	College Station	6	107	6	105	2	35	6	6	247	41.167
HORT 281	Horticulture as a Profession	College Station	1	55					1	1	55	55.000
HORT 301	Garden Science	College Station	2	161	2	134			2	2	295	147.500
HORT 302	Garden Science Lab	College Station	1	14					1	1	14	14.000
HORT 306	Trees and Shrbs Sust Built Env	College Station	4	53					4	4	53	13.250
HORT 308	Plants for Sust Landscapes	College Station			4	73			4	4	73	18.250
HORT 315	Issues in Horticulture	College Station	1	22	1	20			1	1	42	42.000
HORT 319	Fruit & Nut Production	College Station	1	14					1	1	14	14.000
HORT 325	Vegetable Cr Production	College Station	1	17					1	1	17	17.000
HORT 326	Plant Propagation	College Station			3	55			3	3	55	18.333
HORT 328	Wild Edible Cult & Pois Herbs	College Station			1	29			1	1	29	29.000
HORT 332	Hort Landscape Graphics	College Station	1	14	1	15			1	1	29	29.000
HORT 335	Sociohorticulture	College Station	1	336	1	336			1	1	672	672.000
HORT 360	Land Sust Built Envir	College Station			1	26			1	1	26	26.000
HORT 400	Field Studies in Hort	College Station					2	26	2	2	26	13.000
HORT 416	Understanding Wine	College Station	1	94					1	1	94	94.000
HORT 418	Nut Culture	College Station			1	16			1	1	16	16.000
HORT 420	Concepts of Wine Prod	College Station	1	26	1	23			1	1	49	49.000
HORT 421	Enology	College Station	2	29					2	2	29	14.500
HORT 425	Land Maint & Construct	College Station			1	14			1	1	14	14.000
HORT 426	Intl Floriculture Mktg	College Station			1	17			1	1	17	17.000
HORT 428	Greenhouse Oper & Mgmt	College Station	1	17					1	1	17	17.000
HORT 431	Nursry Prodcn & Mgmt	College Station	1	16					1	1	16	16.000
HORT 432	Hort Landscape Design	College Station	1	10					1	1	10	10.000
HORT 440	International Hort	College Station					1	17	1	1	17	17.000
HORT 450	Process Coffee & Hort Crops	College Station	1	59					1	1	59	59.000
HORT 451	Retail Floristry	College Station			1	17			1	1	17	17.000
HORT 454	Spec Event Design & Plan	College Station	1	12					1	1	12	12.000
HORT 460	Lndsep Est Bidding Ops	College Station	1	12					1	1	12	12.000
HORT 481	Seminar	College Station	1	23	1	18			1	1	41	41.000

* College and Department are as defined in the Approved Course Inventory posted at <http://dars.tamu.edu/Data-and-Reports/Course#approved>

History of Courses Taught Course Inventory College Agriculture and Life Sciences

2018-19




Course Department HRSC

			Fall 2018		Spring 2019		Summer 2019		Total Sections	TSecs	Total Enrollment	Average Enrollment
			Sections	Enrollment	Sections	Enrollment	Sections	Enrollment				
HORT 484	Internship	College Station	2	14	1	4	2	8	1	1	26	26.000
HORT 485	Directed Studies	College Station	2	2	2	4	1	1	1	1	7	7.000
HORT 491	Research	College Station	1	1	3	3			1	1	4	4.000
HORT 607	Plant Biochemistry	College Station			1	6			1	1	6	6.000
HORT 608	Plants Landscape Design	College Station	1	21					1	1	21	21.000
HORT 610	Plant Stress Response	College Station	1	12					1	1	12	12.000
HORT 619	Plant-Associated Microbe	College Station			1	16			1	1	16	16.000
HORT 626	Intl Floriculture Mktg	College Station			1	2			1	1	2	2.000
HORT 630	Post Harvest Biology	College Station			1	11			1	1	11	11.000
HORT 640	Phytochemicals in Fruits	College Station	1	23					1	1	23	23.000
HORT 681	Seminar	College Station	1	16					1	1	16	16.000
HORT 684	Professional Intrnship	College Station	1	1	1	1	2	2	1	1	4	4.000
HORT 685	Directed Studies	College Station			1	2	3	4	3	3	6	2.000
HORT 689	Special Topics in	College Station	1	3	2	10			2	2	13	6.500
HORT 690	Theory Research	College Station	1	20					1	1	20	20.000
HORT 691	Research	College Station	16	51	14	44	16	49	14	14	144	10.286
HORT 693	Professional Study	College Station	1	1			1	1	1	1	2	2.000
Department Total			65	1,652	60	1,370	31	160	85	85	3,182	

History of Courses Taught Course Inventory College Agriculture and Life Sciences

2018-19

Course Department NFSC




			Fall 2018		Spring 2019		Summer 2019		Total Sections	TSecs	Total Enrollment	Average Enrollment
			Sections	Enrollment	Sections	Enrollment	Sections	Enrollment				
FSTC 481	Seminar	College Station	1	20	2	20			1	1	40	40.000
NFSC 201	Food Science	College Station	3	134	2	285	1	29	2	2	448	224.000
NFSC 202	Fund of Human Nutr	College Station	2	508	2	621	1	70	2	2	1,199	599.500
NFSC 203	Scient Prin Nutrition	College Station	2	85	2	96			2	2	181	90.500
NFSC 204	Perspectives Nutr Fstc	College Station	1	25	1	23			1	1	48	48.000
NFSC 210	Horizons in Nutr & Fstc	College Station	2	158	1	84			2	2	242	121.000
NFSC 211	Scientific Prin of Foods	College Station	2	28	2	24			2	2	52	26.000
NFSC 222	Nutr Hlth & Hlth Care	College Station	3	328	1	320			3	3	648	216.000
NFSC 300	Religious & Ethnic Foods	College Station	2	233	2	376			2	2	609	304.500
NFSC 301	Nutr Through Life	College Station	2	93	2	79			2	2	172	86.000
NFSC 303	Prin of Anim Nutrition	College Station			1	4			1	1	4	4.000
NFSC 304	Food Service System Mgmt	College Station	1	17	1	20			1	1	37	37.000
NFSC 305	Fundamental Baking	College Station	1	6					1	1	6	6.000
NFSC 311	Prin of Food Proccsing	College Station	2	34	1	5			1	1	39	39.000
NFSC 312	Food Chemistry	College Station			1	27			1	1	27	27.000
NFSC 313	Food Chemistry Lab	College Station			2	25			2	2	25	12.500
NFSC 314	Food Analysis	College Station	2	44					2	2	44	22.000
NFSC 315	Food Process Engr Tech	College Station	2	13	3	16			2	2	29	14.500
NFSC 320	Understand Obesity Soc Sci	College Station	1	271	2	193	1	70	1	1	534	534.000
NFSC 324	Food Safe Prev Controls	College Station	1	10					1	1	10	10.000
NFSC 326	Food Bacteriology	College Station	1	74	1	29			1	1	103	103.000
NFSC 327	Food Bacteriology	College Station	3	33					3	3	33	11.000
NFSC 365	Nutr Phys Vitamins & Minerals	College Station	1	17	2	16			1	1	33	33.000
NFSC 401	Food Product Development	College Station			2	31			2	2	31	15.500
NFSC 404	Nutr Assessment & Plan	College Station	2	27					2	2	27	13.500
NFSC 407	Nutrition Care & Therapy	College Station			1	26			1	1	26	26.000
NFSC 410	Nutr Pharm of Food Comp	College Station			2	22			2	2	22	11.000
NFSC 412	Nutrition Trtmt Disease	College Station	2	16	2	13			2	2	29	14.500
NFSC 420	Medit Nutr & Food Process Ital	College Station					1	20	1	1	20	20.000
NFSC 430	Community Nutrition	College Station	1	50	1	50	1	27	1	1	127	127.000
NFSC 444	Fund of Food Law	College Station			1	28			1	1	28	28.000
NFSC 457	Haccp Systems	College Station	1	9					1	1	9	9.000

* College and Department are as defined in the Approved Course Inventory posted at <http://dars.tamu.edu/Data-and-Reports/Course#approved>

History of Courses Taught Course Inventory College Agriculture and Life Sciences

2018-19

Course Department NFSC




			Fall 2018		Spring 2019		Summer 2019		Total Sections	TSecs	Total Enrollment	Average Enrollment
			Sections	Enrollment	Sections	Enrollment	Sections	Enrollment				
NFSC 470	Quality Assurance Food Ind	College Station			1	1			1	1	1	1.000
NFSC 475	Nutr & Physiolog Chem	College Station	2	69	2	83			2	2	152	76.000
NFSC 481	Seminar	College Station	3	45	5	97	1	8	3	3	150	50.000
NFSC 485	Directed Studies	College Station	9	17	7	16	4	4	7	7	37	5.286
NFSC 487	Sensory Eval of Foods	College Station			1	5			1	1	5	5.000
NFSC 491	Research	College Station	8	10	11	18	4	5	4	4	33	8.250
NFSC 605	Chemistry of Foods	College Station			1	10			1	1	10	10.000
NFSC 606	Microbiology of Foods	College Station			1	5			1	1	5	5.000
NFSC 607	Phys & Bich Muscle as Food	College Station	1	1					1	1	1	1.000
NFSC 614	Ferment and Gastro Micro	College Station	1	6					1	1	6	6.000
NFSC 618	Lipids and Lipid Mtbl	College Station			1	8			1	1	8	8.000
NFSC 629	Micro Food Irradiation	College Station			1	2			1	1	2	2.000
NFSC 632	Nutrition in Disease	College Station	1	7					1	1	7	7.000
NFSC 641	Nutritional Biochem I	College Station	1	8					1	1	8	8.000
NFSC 642	Nutritional Bich II	College Station			1	7			1	1	7	7.000
NFSC 655	Nutrition & Healthy Aging	College Station			1	7			1	1	7	7.000
NFSC 657	Haccp Systems	College Station	1	2					1	1	2	2.000
NFSC 681	Seminar	College Station	1	16	1	15			1	1	31	31.000
NFSC 684	Professional Intrnship	College Station	1	1			2	4	1	1	5	5.000
NFSC 685	Directed Studies	College Station	6	12	7	14	3	6	3	3	32	10.667
NFSC 687	Sensory Eval of Foods	College Station			1	1			1	1	1	1.000
NFSC 691	Research	College Station	22	44	20	46	23	40	20	20	130	6.500
NFSC 697	Appl Mic Foods Anim Orig	College Station			1	2			1	1	2	2.000
Department Total			98	2,471	103	2,770	42	283	106	106	5,524	

History of Courses Taught Course Inventory College Agriculture and Life Sciences

2018-19

Course Department PLPM



			Fall 2018		Spring 2019		Summer 2019		Total Sections	TSecs	Total Enrollment	Average Enrollment
			Sections	Enrollment	Sections	Enrollment	Sections	Enrollment				
BESC 201	Intro Bioenviron Sci	College Station	2	184	2	152	1	32	2	2	368	184.000
BESC 204	Molds and Mushrooms	College Station			2	96			2	2	96	48.000
BESC 311	Intl Perspectives Envr Issues	College Station					1	12	1	1	12	12.000
BESC 314	Pathogens Env & Society	College Station	2	58					2	2	58	29.000
BESC 320	Wtr & the Bioenviron Sci	College Station			1	43			1	1	43	43.000
BESC 357	Biotech Biofuel Bioprod	College Station			1	64			1	1	64	64.000
BESC 367	US Environmental Regulat	College Station	3	87					3	3	87	29.000
BESC 401	Bioenvironmental Micro	College Station	1	24					1	1	24	24.000
BESC 402	Microbial Proc Biorem	College Station			2	27			2	2	27	13.500
BESC 403	Sampling & Envir Monitor	College Station	1	24	1	23			1	1	47	47.000
BESC 411	Ehs Compliance	College Station			1	21			1	1	21	21.000
BESC 481	Seminar	College Station	3	41	3	42			3	3	83	27.667
BESC 484	Field Experience	College Station	5	15	8	16	17	38	5	5	69	13.800
BESC 485	Directed Studies	College Station	1	1	1	2	1	2	1	1	5	5.000
BESC 489	Special Topics in	College Station	1	13					1	1	13	13.000
BESC 491	Research	College Station	4	4	4	4	2	2	4	4	10	2.500
PLPA 301	Plant Pathology	College Station	1	84	1	76	1	10	1	1	170	170.000
PLPA 303	Plant Pathology Lab	College Station	4	65	3	46			4	4	111	27.750
PLPA 334	Turfgrass Pathology	College Station	1	16					1	1	16	16.000
PLPA 601	Fundamentals Plant Path	College Station	1	12	1	7			1	1	19	19.000
PLPA 604	Plant Bacterial Diseases	College Station			1	10			1	1	10	10.000
PLPA 605	Molecular Plant Virology	College Station			1	10			1	1	10	10.000
PLPA 606	Fungal Biology	College Station			1	10			1	1	10	10.000
PLPA 607	Pathogen Strategies	College Station	1	9					1	1	9	9.000
PLPA 608	Pathogen Percept & Signalng	College Station	1	9					1	1	9	9.000
PLPA 609	Defense Hormone Signals	College Station	1	8					1	1	8	8.000
PLPA 610	Host Plant Resistance	College Station			1	1			1	1	1	1.000
PLPA 613	Adv Plant Path Lab	College Station	1	8					1	1	8	8.000
PLPA 616	Molecular Bio Pl-Microbe	College Station	1	8					1	1	8	8.000
PLPA 619	Plant-Associated Microbe	College Station			1	3			1	1	3	3.000
PLPA 623	Dis of Field Crops	College Station					1	8	1	1	8	8.000
PLPA 657	Biotech Biofuel Bioprod	College Station			1	2			1	1	2	2.000

**History of Courses Taught Course Inventory College Agriculture and
2018-19 Life Sciences**



Course Department PLPM

			Fall 2018		Spring 2019		Summer 2019		Total Sections	TSecs	Total Enrollment	Average Enrollment
			Sections	Enrollment	Sections	Enrollment	Sections	Enrollment				
PLPA 681	Seminar	College Station	1	10	1	3			1	1	13	13.000
PLPA 685	Directed Studies	College Station	1	3					1	1	3	3.000
PLPA 690	Theory of Research	College Station			1	13			1	1	13	13.000
PLPA 691	Research	College Station	12	29	13	31	13	25	12	12	85	7.083
Department Total			49	712	52	702	37	129	65	65	1,543	

History of Courses Taught Course Inventory College Agriculture and Life Sciences

2018-19

Course Department POSC

			Fall 2018		Spring 2019		Summer 2019		Total Sections	TSecs	Total Enrollment	Average Enrollment
			Sections	Enrollment	Sections	Enrollment	Sections	Enrollment				
POSC 201	General Avian Science	College Station	3	415	3	412	1	70	3	3	897	299.000
POSC 302	Avian Science Laboratory	College Station	2	51	1	26			1	1	77	77.000
POSC 304	Judging	College Station	1	18	1	11			1	1	29	29.000
POSC 308	Avian Anatomy & Physio	College Station	4	61					4	4	61	15.250
POSC 309	Poultry Meat Production	College Station	2	67					2	2	67	33.500
POSC 313	Gme Brds & Ornmntl Fwl	College Station			3	60			3	3	60	20.000
POSC 319	Breeder Hatchery Mgmt	College Station			2	70			2	2	70	35.000
POSC 326	Commercial Egg Indus	College Station	3	79					3	3	79	26.333
POSC 333	Instincts and Behavior	College Station	3	15					3	3	15	5.000
POSC 381	Profes Develop in Poul Sc	College Station	1	47	1	46			1	1	93	93.000
POSC 405	Egg-Poultry Meat Processing	College Station	1	45					1	1	45	45.000
POSC 406	Poultry Further Processing	College Station			2	39			2	2	39	19.500
POSC 411	Poultry Nutrition	College Station	2	44					2	2	44	22.000
POSC 412	Poul Feed Formulation	College Station			2	40			2	2	40	20.000
POSC 414	Avian Genetics & Breed	College Station	1	35					1	1	35	35.000
POSC 427	Animal Waste Mgmt	College Station	3	32					3	3	32	10.667
POSC 429	Adv Food Bacteriology	College Station			2	42			2	2	42	21.000
POSC 444	Intl Poultry Production	College Station			1	16			1	1	16	16.000
POSC 454	Animal Welfare	College Station			1	21			1	1	21	21.000
POSC 481	Poultry Science Systems	College Station	1	43					1	1	43	43.000
POSC 484	Internship	College Station	1	15	2	2			2	2	17	8.500
POSC 485	Directed Studies	College Station	1	6	2	18			1	1	24	24.000
POSC 491	Research	College Station	7	15	6	13			6	6	28	4.667
POSC 609	Avian Physiology	College Station			1	13			1	1	13	13.000
POSC 614	Ferment and Gastro Micro	College Station	1	6					1	1	6	6.000
POSC 625	Precision Diet Formula	College Station			3	13			3	3	13	4.333
POSC 628	Adv Poul Meat Further Process	College Station			3	8			3	3	8	2.667
POSC 629	Micro Food Irradiation	College Station			1	5			1	1	5	5.000
POSC 634	Diseases of Poultry	College Station			3	14			3	3	14	4.667
POSC 649	Immunology	College Station	3	10			1	2	1	1	12	12.000
POSC 660	Experimental Immunology	College Station	1	3					1	1	3	3.000
POSC 681	Seminar	College Station	2	15	1	9			2	2	24	12.000

* College and Department are as defined in the Approved Course Inventory posted at <http://dars.tamu.edu/Data-and-Reports/Course#approved>

**History of Courses Taught Course Inventory College Agriculture and
2018-19 Life Sciences**



Course Department POSC

			Fall 2018		Spring 2019		Summer 2019		Total Sections	TSecs	Total Enrollment	Average Enrollment
			Sections	Enrollment	Sections	Enrollment	Sections	Enrollment				
POSC 685	Directed Studies	College Station	2	4	2	3	1	2	2	2	9	4.500
POSC 689	Special Topics in	College Station	1	12	3	10			1	1	22	22.000
POSC 691	Research	College Station	14	44	15	41	19	38	15	15	123	8.200
Department Total			60	1,082	61	932	22	112	82	82	2,126	

History of Courses Taught Course Inventory College Agriculture and Life Sciences

2018-19



Course Department RPTS

			Fall 2018		Spring 2019		Summer 2019		Total Sections	TSecs	Total Enrollment	Average Enrollment
			Sections	Enrollment	Sections	Enrollment	Sections	Enrollment				
REN 345	Park Ecology & Mgmt	College Station			1	16			1	1	16	16.000
REN 375	Cons of Nat Resources	College Station	2	145	2	177	1	31	2	2	353	176.500
REN 460	Nature Values Prot Areas	College Station	1	11					1	1	11	11.000
REN 662	Env Law & Policy	College Station			1	17			1	1	17	17.000
RPTS 201	Found of Rec Park & Toursm	College Station	2	175	3	167	1	19	3	3	361	120.333
RPTS 209	Park & Tour Operations	College Station	1	22	1	28			1	1	50	50.000
RPTS 230	Computer Apps in Rec Park Tour	College Station	2	82	2	74			2	2	156	78.000
RPTS 300	Suprvsd Field Studies	College Station			1	11	2	15	2	2	26	13.000
RPTS 301	Leis Out Rec in Am Cult	College Station	2	77	2	112	1	35	2	2	224	112.000
RPTS 302	Applic Tourism Principles	College Station	2	136	3	170	1	35	2	2	341	170.500
RPTS 304	Admn of Rec Res Agencies	College Station	1	66	1	45			1	1	111	111.000
RPTS 307	Meth of Envir Interpre	College Station			4	63			4	4	63	15.750
RPTS 308	Found Comm & Comm Develop	College Station			1	21			1	1	21	21.000
RPTS 311	Plan Impl Events & Progs	College Station	6	164	4	134	1	35	6	6	333	55.500
RPTS 316	Rec Mgmt of Wildlands	College Station	1	25	1	24			1	1	49	49.000
RPTS 320	Event Mgmt & Oper I	College Station	2	85	1	60			2	2	145	72.500
RPTS 321	Event Mgmt & Oper II	College Station	1	45	1	54			1	1	99	99.000
RPTS 323	Tourism Management	College Station			3	52	1	13	3	3	65	21.667
RPTS 331	Tourism Marketing	College Station	2	81	2	74	1	14	2	2	169	84.500
RPTS 336	Rec & Tourism Research	College Station	2	96	2	96	1	16	2	2	208	104.000
RPTS 340	Rec Pks Tour & Div Populat	College Station	3	143	3	128	1	36	3	3	307	102.333
RPTS 370	Youth Dev Org & Services	College Station	2	110	2	92	1	22	2	2	224	112.000
RPTS 371	Effective Skills Youth	College Station	2	51	1	28			2	2	79	39.500
RPTS 401	Tour & Rec Enterprises	College Station			1	37			1	1	37	37.000
RPTS 402	Park Planning & Design	College Station			2	44			2	2	44	22.000
RPTS 403	Fin & Mktg Rpts Resource	College Station	1	68	1	51			1	1	119	119.000
RPTS 404	Soc of the Community	College Station			1	6			1	1	6	6.000
RPTS 421	Hotel Resort Operations	College Station	1	42	1	43			1	1	85	85.000
RPTS 423	Tourism Mgmt	College Station	3	58					3	3	58	19.333
RPTS 426	Tourism Impacts	College Station	1	40	1	46	1	25	1	1	111	111.000
RPTS 444	Serv Qual for Hospitality Orgs	College Station			1	57	1	32	1	1	89	89.000
RPTS 460	Nature Values Prot Areas	College Station	1	32					1	1	32	32.000

* College and Department are as defined in the Approved Course Inventory posted at <http://dars.tamu.edu/Data-and-Reports/Course#approved>

History of Courses Taught Course Inventory College Agriculture and Life Sciences

2018-19




Course Department RPTS

			Fall 2018		Spring 2019		Summer 2019		Total Sections	TSecs	Total Enrollment	Average Enrollment
			Sections	Enrollment	Sections	Enrollment	Sections	Enrollment				
RPTS 474	Mgmt Prog Serv for Youth	College Station	2	31	1	35			2	2	66	33.000
RPTS 478	Youth Develop Practice	College Station	1	11	1	29	1	10	1	1	50	50.000
RPTS 481	Seminar	College Station	2	69	2	74			2	2	143	71.500
RPTS 484	Internship	College Station	3	73	2	53	2	35	3	3	161	53.667
RPTS 485	Directed Studies	College Station			1	1	1	1	1	1	2	2.000
RPTS 489	Special Topics in	College Station	1	25					1	1	25	25.000
RPTS 601	Rec & Leisure Concepts	College Station	1	14					1	1	14	14.000
RPTS 602	Soc Sci Foundtns of Rpt	College Station			1	11			1	1	11	11.000
RPTS 603	Fin & Mktg P&R Resources	College Station			1	2			1	1	2	2.000
RPTS 604	Principles of Community	College Station	1	10					1	1	10	10.000
RPTS 605	Community Organization	College Station			1	7			1	1	7	7.000
RPTS 606	Overview of Tourism	College Station	1	6					1	1	6	6.000
RPTS 615	Analy Tech in Rec Park	College Station	1	7					1	1	7	7.000
RPTS 646	Heritage Tourism	College Station	1	5					1	1	5	5.000
RPTS 655	Applied Biodiversity Sci	College Station			1	3			1	1	3	3.000
RPTS 670	Youth Devel Prog & Serv	College Station	1	14					1	1	14	14.000
RPTS 672	Comm Based Participatory Rsrch	College Station			1	8			1	1	8	8.000
RPTS 684	Professional Intrnship	College Station	1	1					1	1	1	1.000
RPTS 685	Directed Studies	College Station	7	10	7	9	8	8	7	7	27	3.857
RPTS 689	Special Topics in	College Station			1	11			1	1	11	11.000
RPTS 691	Research	College Station	15	32	16	34	8	10	15	15	76	5.067
RPTS 693	Professional Study	College Station	1	1	3	5	5	5	1	1	11	11.000
Department Total			80	2,063	89	2,209	39	397	105	105	4,669	

History of Courses Taught Course Inventory College Agriculture and Life Sciences

2018-19

Course Department SCSC




			Fall 2018		Spring 2019		Summer 2019		Total Sections	TSecs	Total Enrollment	Average Enrollment
			Sections	Enrollment	Sections	Enrollment	Sections	Enrollment				
MEPS 313	Intro Plant Physiology	College Station	1	29	1	32			1	1	61	61.000
MEPS 411	Biotech Crop Improvement	College Station			1	1			1	1	1	1.000
MEPS 601	Physiology of Plants	College Station	1	14					1	1	14	14.000
MEPS 605	Plant Biochemistry	College Station			1	8			1	1	8	8.000
MEPS 610	Plant Stress Response	College Station	1	2					1	1	2	2.000
MEPS 654	Complex Genomes	College Station			1	1			1	1	1	1.000
MEPS 655	Complex Genomes Lab	College Station			1	1			1	1	1	1.000
MEPS 691	Research	College Station	12	21	10	23	9	15	12	12	59	4.917
SCSC 105	World Food&Fiber Crops	College Station	10	110	10	112			10	10	222	22.200
SCSC 201	Grt Plns Setlmt&Farming	College Station	1	12					1	1	12	12.000
SCSC 205	Prob Solv Plant Soil Sys	College Station	2	47					2	2	47	23.500
SCSC 301	Soil Science	College Station	7	143	7	126	3	46	7	7	315	45.000
SCSC 302	Recreational Turf	College Station	3	259	3	229	4	67	4	4	555	138.750
SCSC 304	Plant Breeding & Genetic	College Station			3	57			3	3	57	19.000
SCSC 305	Professional Dev in Agronomy	College Station	1	7					1	1	7	7.000
SCSC 307	Crop Biol and Physiology	College Station	2	5	2	31			2	2	36	18.000
SCSC 309	Water in Soil and Plants	College Station			4	50			4	4	50	12.500
SCSC 310	Sl Morphology & Intrpt	College Station			2	23			2	2	23	11.500
SCSC 311	Prin Crop Production	College Station	3	30					3	3	30	10.000
SCSC 312	Professional Dev in Turfgrass	College Station	1	10					1	1	10	10.000
SCSC 401	Forensic Soil Science	College Station	1	1					1	1	1	1.000
SCSC 402	Crop Stress Management	College Station	1	21					1	1	21	21.000
SCSC 405	Soil Water Microbiology	College Station	2	51	2	39			2	2	90	45.000
SCSC 406	Soil Water Micro Lab	College Station	1	4					1	1	4	4.000
SCSC 410	Intl Ag Systems	College Station			2	36			2	2	36	18.000
SCSC 411	Biotech Crop Improvement	College Station			1	6			1	1	6	6.000
SCSC 422	Soil Fertly Plant Nutri	College Station	1	25					1	1	25	25.000
SCSC 427	Sport Field Construction	College Station			1	19			1	1	19	19.000
SCSC 429	Turf Management Systems	College Station	1	14					1	1	14	14.000
SCSC 432	Soil Fert Plant Nutr Lab	College Station	1	10					1	1	10	10.000
SCSC 441	Advances in Agronomic Sciences	College Station			1	22			1	1	22	22.000
SCSC 444	Forage Ecol and Mgmt	College Station			1	44			1	1	44	44.000

* College and Department are as defined in the Approved Course Inventory posted at <http://dars.tamu.edu/Data-and-Reports/Course#approved>

History of Courses Taught Course Inventory College Agriculture and Life Sciences

2018-19

Course Department SCSC




		College Station	Fall 2018		Spring 2019		Summer 2019		Total Sections	TSecs	Total Enrollment	Average Enrollment
			Sections	Enrollment	Sections	Enrollment	Sections	Enrollment				
SCSC 446	Weed Mgmt and Ecology	College Station	2	30					2	2	30	15.000
SCSC 455	Environ Soil & Water Sci	College Station			2	16			2	2	16	8.000
SCSC 458	Watershed Wtr Soil Qual Mgmt	College Station			1	33			1	1	33	33.000
SCSC 481	Senior Seminar	College Station	1	18	1	23			1	1	41	41.000
SCSC 484	Internship	College Station	5	22	2	3			5	5	25	5.000
SCSC 489	Special Topics in	College Station	2	28					2	2	28	14.000
SCSC 491	Research	College Station	5	6	3	3	1	1	3	3	10	3.333
SCSC 605	Pedology	College Station			1	7			1	1	7	7.000
SCSC 610	Host Plant Resistance	College Station			2	15			2	2	15	7.500
SCSC 611	Intro Environ Biophysics	College Station			1	7			1	1	7	7.000
SCSC 624	Soil Chemistry	College Station			1	5			1	1	5	5.000
SCSC 626	Soil Mineralogy	College Station	1	11					1	1	11	11.000
SCSC 628	Soil Mineralogy Lab	College Station	1	8					1	1	8	8.000
SCSC 634	Regulatory Science Principles	College Station			2	4			2	2	4	2.000
SCSC 635	Comp Global Std Food Sys	College Station	1	1					1	1	1	1.000
SCSC 640	Intell Prop Plant Sciences	College Station	2	10					2	2	10	5.000
SCSC 641	Plant Breeding I	College Station			2	25			2	2	25	12.500
SCSC 642	Plant Breeding II	College Station	2	21					2	2	21	10.500
SCSC 643	Mol Quant Gene Plnt Bred	College Station			1	10			1	1	10	10.000
SCSC 644	Forage Ecol and Mgmt	College Station			1	7			1	1	7	7.000
SCSC 653	Ess Weed Sys Id Mgmt Agro	College Station					1	5	1	1	5	5.000
SCSC 654	Complex Genomes	College Station			1	7			1	1	7	7.000
SCSC 655	Complex Genomes Lab	College Station			1	6			1	1	6	6.000
SCSC 657	Environ Soil & Water Sci	College Station			1	8			1	1	8	8.000
SCSC 658	Watershed Wtr Soil Qual Mgmt	College Station			1	5			1	1	5	5.000
SCSC 660	Expt Designs in Agric	College Station	2	33					2	2	33	16.500
SCSC 681	Seminar	College Station	2	16	2	20			2	2	36	18.000
SCSC 684	Professional Intrnship	College Station					1	1	1	1	1	1.000
SCSC 685	Directed Studies	College Station	5	6	2	2	8	12	5	5	20	4.000
SCSC 689	Special Topics in	College Station			1	9			1	1	9	9.000
SCSC 691	Research	College Station	36	101	35	97	33	94	36	36	292	8.111
Department Total			120	1,126	118	1,172	60	241	159	159	2,539	

* College and Department are as defined in the Approved Course Inventory posted at <http://dars.tamu.edu/Data-and-Reports/Course#approved>

History of Courses Taught Course Inventory College Agriculture and Life Sciences

2018-19


Course Department WFSC



			Fall 2018		Spring 2019		Summer 2019		Total Sections	TSecs	Total Enrollment	Average Enrollment
			Sections	Enrollment	Sections	Enrollment	Sections	Enrollment				
WFSC 101	Intro Wildlife & Fish	College Station	1	28					1	1	28	28.000
WFSC 300	Field Studies	College Station					1	4	1	1	4	4.000
WFSC 301	Wildlfe & Changing Env	College Station			1	19			1	1	19	19.000
WFSC 302	Nat Hist Vertebrates	College Station	6	90	6	92			6	6	182	30.333
WFSC 303	Fish & Wlfe Laws & Adm	College Station			2	60			2	2	60	30.000
WFSC 304	Wildlife & Fish Cons	College Station	1	54	1	58			1	1	112	112.000
WFSC 311	Ichthyology	College Station	3	45					3	3	45	15.000
WFSC 314	Down Rvr Biol Gulf Coast Fish	College Station					1	3	1	1	3	3.000
WFSC 315	Herpetology	College Station			2	37			2	2	37	18.500
WFSC 316	Field Herpetology	College Station			1	9			1	1	9	9.000
WFSC 327	Wildlife Diseases	College Station			1	19			1	1	19	19.000
WFSC 335	Nat Hist Invertebrates	College Station	6	71	3	30			6	6	101	16.833
WFSC 401	General Mammalogy	College Station	4	48	4	41			4	4	89	22.250
WFSC 402	General Ornithology	College Station	3	35	3	26			3	3	61	20.333
WFSC 403	Animal Ecology	College Station	4	59	2	33			4	4	92	23.000
WFSC 404	Aquatic Ecosystems	College Station			1	27			1	1	27	27.000
WFSC 405	Urban Wildlife & Fish	College Station	3	37	2	52			3	3	89	29.667
WFSC 406	Wildlife Habitat Management	College Station	2	36					2	2	36	18.000
WFSC 408	Technqs of Wldlfe Mgmt	College Station	3	44	3	50			3	3	94	31.333
WFSC 410	Prin of Fisheries Mgmt	College Station	2	32					2	2	32	16.000
WFSC 419	Wildlife Restoration	College Station			1	21			1	1	21	21.000
WFSC 422	Ethology	College Station			1	20			1	1	20	20.000
WFSC 425	Marine Fisheries	College Station			2	31			2	2	31	15.500
WFSC 433	Mol Ecol Wldlf & Fish	College Station	1	26	1	14			1	1	40	40.000
WFSC 444	Aquaculture I Principles Pract	College Station			1	12			1	1	12	12.000
WFSC 447	Aquaculture II Aquatic Animal	College Station	1	19					1	1	19	19.000
WFSC 450	Caribbean Conservation	College Station					1	4	1	1	4	4.000
WFSC 451	Caribbean Rsch Seminar	College Station					1	4	1	1	4	4.000
WFSC 462	Amazon River Tropical Biology	College Station			1	8			1	1	8	8.000
WFSC 481	Seminar	College Station	1	29	1	30			1	1	59	59.000
WFSC 484	Internship	College Station	24	54	17	20	6	7	6	6	81	13.500
WFSC 485	Directed Studies	College Station			2	21			2	2	21	10.500

History of Courses Taught Course Inventory College Agriculture and Life Sciences

2018-19



Course Department WFSC


			Fall 2018		Spring 2019		Summer 2019		Total Sections	TSecs	Total Enrollment	Average Enrollment
			Sections	Enrollment	Sections	Enrollment	Sections	Enrollment				
WFSC 491	Research	College Station	10	36	17	45			10	10	81	8.100
WFSC 602	Field Herpetology	College Station			1	1			1	1	1	1.000
WFSC 604	Ecological Modeling	College Station			1	7			1	1	7	7.000
WFSC 605	Community Ecology	College Station	1	15					1	1	15	15.000
WFSC 613	Animal Ecology	College Station	1	1					1	1	1	1.000
WFSC 619	Wildlife Restoration	College Station			1	8			1	1	8	8.000
WFSC 623	Aquaculture	College Station			2	3			2	2	3	1.500
WFSC 636	Wildlife Habitat Mgmt	College Station	2	17					2	2	17	8.500
WFSC 638	Technqs of Wildlife Mgmt	College Station	1	2	1	1			1	1	3	3.000
WFSC 639	Wildlife Ecotoxicology	College Station	2	7					2	2	7	3.500
WFSC 644	Wildlife Nat Resource Policy	College Station			1	10			1	1	10	10.000
WFSC 655	Applied Biodiversity Sci	College Station			1	11			1	1	11	11.000
WFSC 670	Excel Biometry	College Station	1	6					1	1	6	6.000
WFSC 681	Seminar	College Station	2	14	1	11			2	2	25	12.500
WFSC 684	Prof Internship	College Station	1	1	1	1			1	1	2	2.000
WFSC 685	Directed Studies	College Station	8	11	8	9	10	10	8	8	30	3.750
WFSC 689	Special Topics in	College Station			1	11			1	1	11	11.000
WFSC 691	Research	College Station	26	63	29	62	27	42	27	27	167	6.185
Department Total			120	880	124	910	47	74	131	131	1,864	

**History of Courses Taught
Academic Year 2018-19**



Course Inventory College: **Architecture**

History of Courses Taught Course Inventory College Architecture 2018-19 Course Department ARCH




			Fall 2018		Spring 2019		Summer 2019		Total Sections	TSecs	Total Enrollment	Average Enrollment
			Sections	Enrollment	Sections	Enrollment	Sections	Enrollment				
ARCH 205	Arch Design I	College Station	7	116					7	7	116	16.571
ARCH 206	Arch Design II	College Station			7	111			7	7	111	15.857
ARCH 212	Social & Behav Fact Desn	College Station	1	204	2	91			2	2	295	147.500
ARCH 213	Sustainable Architecture	College Station			2	174			2	2	174	87.000
ARCH 216	Comput Methods in Arch	College Station	1	15	2	27			1	1	42	42.000
ARCH 246	Found of Historic Preserv	College Station	1	37					1	1	37	37.000
ARCH 249	Survey World Arch His I	College Station	7	510	4	325	1	105	7	7	940	134.286
ARCH 250	Survey World Arch His II	College Station	8	532	8	486	1	48	8	8	1,066	133.250
ARCH 260	Comparative Theory	College Station			1	7			1	1	7	7.000
ARCH 281	Seminar in Contemporary Arch	College Station	1	56	1	94			1	1	150	150.000
ARCH 305	Arch Design III	College Station	4	62	4	50			4	4	112	28.000
ARCH 317	Digital Fabrication Arch	College Station	1	15	1	14			1	1	29	29.000
ARCH 327	Conceptual Structural Analysis	College Station			1	8			1	1	8	8.000
ARCH 328	Architectural Envelopes	College Station			1	17			1	1	17	17.000
ARCH 330	The Making of Architect	College Station	2	111					2	2	111	55.500
ARCH 331	Architectural Structures	College Station	1	57	1	56	1	22	1	1	135	135.000
ARCH 335	Architectural Systems	College Station	2	59	1	55			2	2	114	57.000
ARCH 345	History of Building Tech	College Station			1	58			1	1	58	58.000
ARCH 346	Arch Heritage Culture	College Station			1	30			1	1	30	30.000
ARCH 347	Recording Historic Bldgs	College Station	1	7					1	1	7	7.000
ARCH 350	Hist/Theor Mod/Cont Arch	College Station	2	140	3	218	1	42	3	3	400	133.333
ARCH 353	History of Product Design	College Station	1	35					1	1	35	35.000
ARCH 381	Design Seminar	College Station	1	29	1	35			1	1	64	64.000
ARCH 405	Architecture Design IV	College Station	5	78					5	5	78	15.600
ARCH 406	Arch Design V	College Station			5	67	2	27	5	5	94	18.800
ARCH 421	Energy & Sustainable Arch	College Station	1	15	1	19			1	1	34	34.000
ARCH 431	Integrated Structures	College Station	5	78					5	5	78	15.600
ARCH 434	Sculp Paint Anc Arch	College Station			1	21			1	1	21	21.000
ARCH 435	Integrated Systems	College Station	5	78					5	5	78	15.600
ARCH 441	Baroque & Rococo Arch	College Station	1	29					1	1	29	29.000
ARCH 443	Aegean Art & Arch	College Station	1	19					1	1	19	19.000
ARCH 458	Cult Ethical Global Prac	College Station	2	106	2	86			2	2	192	96.000
ARCH 481	Seminar	College Station	2	11	2	8			2	2	19	9.500

**History of Courses Taught Course Inventory College Architecture
2018-19 Course Department ARCH**



		College Station	Fall 2018		Spring 2019		Summer 2019		Total Sections	TSecs	Total Enrollment	Average Enrollment
			Sections	Enrollment	Sections	Enrollment	Sections	Enrollment				
ARCH 485	Directed Studies	College Station	6	18	2	24			6	6	42	7.000
ARCH 494	Internship	College Station	1	12	1	22			1	1	34	34.000
ARCH 600	Intro Arch & Urban Desgn	College Station					1	15	1	1	15	15.000
ARCH 601	Design Fundamentals I	College Station	1	11					1	1	11	11.000
ARCH 602	Design Fundamentals II	College Station			1	11			1	1	11	11.000
ARCH 603	Design Fundamentals III	College Station					1	9	1	1	9	9.000
ARCH 605	Architectrl Design I	College Station	4	39					4	4	39	9.750
ARCH 606	Architectrl Design II	College Station			4	36			4	4	36	9.000
ARCH 607	Architectrl Design III	College Station	3	37					3	3	37	12.333
ARCH 608	Architectrl Design IV	College Station			3	37			3	3	37	12.333
ARCH 610	Visual Communications	College Station	1	11					1	1	11	11.000
ARCH 612	Struct & Environ Tech	College Station	1	11					1	1	11	11.000
ARCH 614	Elements of Arch Struc	College Station			1	11	1	4	1	1	15	15.000
ARCH 615	Elem of Env Cntrl Syst	College Station			1	12			1	1	12	12.000
ARCH 620	Bldg Performance Mesurement	College Station			1	5			1	1	5	5.000
ARCH 621	Energy Optm Bldg Dsgn	College Station	1	7					1	1	7	7.000
ARCH 628	Tools for Green Bldg Dsn	College Station	1	7					1	1	7	7.000
ARCH 631	Applied Arch Structures	College Station	1	37	1	5			1	1	42	42.000
ARCH 633	Applied Arch Systems	College Station	1	15	1	34			1	1	49	49.000
ARCH 634	Arch Lighting	College Station			1	7			1	1	7	7.000
ARCH 637	Sem Japn Arch Hist and Theory	College Station			1	13			1	1	13	13.000
ARCH 638	Arch Theory Ren -19c	College Station	1	10	1	4			1	1	14	14.000
ARCH 639	20th C Arch Thry & Prac	College Station	1	12	1	9			1	1	21	21.000
ARCH 643	Sft Anly Hvac Sys Lo Ene	College Station			1	7			1	1	7	7.000
ARCH 644	Art & Architectural Hist	College Station	2	25	2	23			2	2	48	24.000
ARCH 646	Hist Presn Theoy Prac	College Station			1	14			1	1	14	14.000
ARCH 648	Bldg Presn Technology	College Station	1	5					1	1	5	5.000
ARCH 649	Adv Hist of Bldg Tech	College Station			1	12			1	1	12	12.000
ARCH 653	Bldg Info Modeling Arch	College Station	1	16					1	1	16	16.000
ARCH 655	Parametric Modeling Design	College Station	1	18					1	1	18	18.000
ARCH 657	Adv Pro Practice & Ethic	College Station	1	27	1	11			1	1	38	38.000
ARCH 660	Design Programming	College Station	1	10	1	15			1	1	25	25.000
ARCH 664	Urban Design for Arch	College Station	1	12					1	1	12	12.000

History of Courses Taught Course Inventory College Architecture 2018-19 Course Department ARCH



			Fall 2018		Spring 2019		Summer 2019		Total Sections	TSecs	Total Enrollment	Average Enrollment
			Sections	Enrollment	Sections	Enrollment	Sections	Enrollment				
ARCH 674	Typ of Contemp Hosp Dsgn	College Station			1	4			1	1	4	4.000
ARCH 675	Health Design & Research	College Station	1	9	1	11			1	1	20	20.000
ARCH 677	Neuroscience & Arch	College Station	1	13					1	1	13	13.000
ARCH 678	Found of Healthcare Desgn	College Station	1	3					1	1	3	3.000
ARCH 681	Seminar	College Station	2	25	2	23			2	2	48	24.000
ARCH 684	Prof Internship	College Station			1	3	1	16	1	1	19	19.000
ARCH 685	Directed Studies	College Station	10	15	19	59	2	2	10	10	76	7.600
ARCH 689	Special Topics in	College Station	1	6	4	38			1	1	44	44.000
ARCH 690	Research Ideol for Arch	College Station	1	19					1	1	19	19.000
ARCH 691	Research	College Station	20	43	22	44	13	17	20	20	104	5.200
ENDS 101	Design Process	College Station	9	467	9	509	2	180	9	9	1,156	128.444
ENDS 105	Design Foundations I	College Station	6	123	1	22	1	9	6	6	154	25.667
ENDS 108	Design and Visual Comm Foun II	College Station			6	110	2	28	6	6	138	23.000
ENDS 115	Design Comm Foundation	College Station	6	123	1	20	1	9	6	6	152	25.333
Department Total			152	3,585	147	3,212	31	533	200	200	7,330	

History of Courses Taught Course Inventory College Architecture 2018-19 Course Department COSC



			Fall 2018		Spring 2019		Summer 2019		Total Sections	TSees	Total Enrollment	Average Enrollment
			Sections	Enrollment	Sections	Enrollment	Sections	Enrollment				
COSC 153	Intro to Constr Indus	College Station	1	36	1	36			1	1	72	72.000
COSC 175	Construction Graphics	College Station	9	209	7	174			9	9	383	42.556
COSC 253	Const Matls & Meth I	College Station	3	305	3	298			3	3	603	201.000
COSC 254	Const Matrls & Methods II	College Station	2	232	2	207			2	2	439	219.500
COSC 275	Estimating I	College Station	4	140	5	176	1	13	4	4	329	82.250
COSC 301	Construction Surveying	College Station	5	113	6	134			6	6	247	41.167
COSC 310	Design and Constr Lead Educ I	College Station	1	103	1	67			1	1	170	170.000
COSC 321	Structural Systems I	College Station	2	191	2	121			2	2	312	156.000
COSC 325	Mep Systems in Const I	College Station	2	196	1	110	1	19	2	2	325	162.500
COSC 326	Mep Systems in Const II	College Station	2	92	1	175	1	12	2	2	279	139.500
COSC 333	Proj Mgmt Facility Managers	College Station	1	60	1	50			1	1	110	110.000
COSC 353	Construction Prject Mgmt	College Station	6	157	4	121	1	35	6	6	313	52.167
COSC 364	Construction Safety I	College Station	5	160	4	93	1	28	5	5	281	56.200
COSC 375	Estimating II	College Station	4	164	4	105	1	34	4	4	303	75.750
COSC 381	Prof Ethics in Const Ind	College Station	1	151	2	122	1	18	1	1	291	291.000
COSC 410	Design and Constr Lead Educ II	College Station	1	61	1	81			1	1	142	142.000
COSC 411	Seminar in Exec Leadership	College Station	1	48	1	84			1	1	132	132.000
COSC 421	Soil & Structural Anyls	College Station	2	163	1	147	1	25	2	2	335	167.500
COSC 440	Interdisciplinary Capstone	College Station	1	15	1	22			1	1	37	37.000
COSC 441	Residential Capstone	College Station	1	21	1	24			1	1	45	45.000
COSC 442	Commercial Capstone	College Station	2	46	3	54	3	49	2	2	149	74.500
COSC 443	Industrial Capstone	College Station			1	14			1	1	14	14.000
COSC 446	Specialty Capstone	College Station	1	25	1	25			1	1	50	50.000
COSC 450	Facility Mgmt Principles	College Station	1	19	1	33	1	16	1	1	68	68.000
COSC 459	Industrial Construction	College Station	1	11					1	1	11	11.000
COSC 461	Bldg Info Model System	College Station	2	45	3	81			3	3	126	42.000
COSC 463	Intro to Const Law	College Station	8	189	9	186	1	11	8	8	386	48.250
COSC 464	Construction Safety II	College Station	1	34	1	36	1	34	1	1	104	104.000
COSC 465	Adv Topics in Const Law	College Station	2	132	2	134	2	36	2	2	302	151.000
COSC 468	Risk Mgmt Built Environ	College Station			1	15			1	1	15	15.000
COSC 474	Facility Mgmt Internship	College Station	1	6	1	4	1	10	1	1	20	20.000
COSC 475	Const Project Planning	College Station	4	140	4	127	2	47	4	4	314	78.500
COSC 477	Const Project Controls	College Station	2	74	2	172	1	41	2	2	287	143.500

**History of Courses Taught Course Inventory College Architecture
2018-19 Course Department COSC**




			Fall 2018		Spring 2019		Summer 2019		Total Sections	TSees	Total Enrollment	Average Enrollment
			Sections	Enrollment	Sections	Enrollment	Sections	Enrollment				
COSC 484	Internship - 10 Week	College Station			1	15	1	1	1	1	16	16.000
COSC 485	Directed Studies	College Station	1	1	1	15	4	14	1	1	30	30.000
COSC 489	Special Topics in	College Station			1	10	1	16	1	1	26	26.000
COSC 494	Internship	College Station	1	123	1	158			1	1	281	281.000
COSC 601	Construction Practices	College Station	1	24					1	1	24	24.000
COSC 602	Const Cost Estimating	College Station	1	26					1	1	26	26.000
COSC 603	Construction Scheduling	College Station	1	16					1	1	16	16.000
COSC 606	Mech Elec Construction	College Station			1	20			1	1	20	20.000
COSC 608	Struct Princ & Practices	College Station			1	16			1	1	16	16.000
COSC 620	Const Company Operations	College Station	1	17					1	1	17	17.000
COSC 628	Const Contr & Risk Mgmt	College Station	1	5					1	1	5	5.000
COSC 631	Adv Productivity & Lean	College Station			1	9			1	1	9	9.000
COSC 642	Const Info Technology	College Station	1	4					1	1	4	4.000
COSC 650	Adv Const Visualization	College Station			1	12			1	1	12	12.000
COSC 670	Facility Asset Mgmt	College Station			1	9			1	1	9	9.000
COSC 681	Seminar	College Station	1	18	1	5	1	1	1	1	24	24.000
COSC 684	Professional Internship	College Station					1	6	1	1	6	6.000
COSC 685	Directed Studies	College Station	4	6	8	14			4	4	20	5.000
COSC 689	Special Topics in	College Station			1	5			1	1	5	5.000
COSC 690	Thry of Rsrch Const Mgmt	College Station			1	15			1	1	15	15.000
COSC 691	Research	College Station	8	13	6	10	3	4	8	8	27	3.375
COSC 693	Professional Study	College Station			2	2			2	2	2	1.000
Department Total			100	3,591	106	3,543	31	470	116	116	7,604	

History of Courses Taught Course Inventory College Architecture 2018-19 Course Department LAUP



			Fall 2018		Spring 2019		Summer 2019		Total Sections	TSees	Total Enrollment	Average Enrollment
			Sections	Enrollment	Sections	Enrollment	Sections	Enrollment				
LAND 101	Intro Land Arch Pract	College Station	2	90	1	27			1	1	117	117.000
LAND 111	Land Arch Communicatn I	College Station	2	37					2	2	37	18.500
LAND 112	Land Arch Communicatn II	College Station			2	26			2	2	26	13.000
LAND 211	Landscape Design I	College Station	2	27					2	2	27	13.500
LAND 212	Landscape Design II	College Station			2	24			2	2	24	12.000
LAND 231	Landscape Construction I	College Station	2	29					2	2	29	14.500
LAND 232	Land Construction II	College Station			2	24			2	2	24	12.000
LAND 240	Hist of Landsape Arch	College Station	2	327	2	215	1	123	2	2	665	332.500
LAND 301	Landscape Arch Theory	College Station	1	32					1	1	32	32.000
LAND 311	Landscape Design III	College Station	2	31					2	2	31	15.500
LAND 312	Landscape Design IV	College Station			2	31			2	2	31	15.500
LAND 331	Land Construction III	College Station			2	33			2	2	33	16.500
LAND 412	Landscape Design Vi	College Station			2	31			2	2	31	15.500
LAND 431	Professional Practice	College Station			1	31			1	1	31	31.000
LAND 489	Special Topics in	College Station			1	11			1	1	11	11.000
LAND 494	Internship	College Station	1	20					1	1	20	20.000
LAND 601	Land Arch Des Thry App I	College Station	1	11					1	1	11	11.000
LAND 602	Land Arch Des Thy App II	College Station			1	10			1	1	10	10.000
LAND 603	Prin Proc Tech Land Use	College Station					1	2	1	1	2	2.000
LAND 612	Land Arch Site Eng Dev	College Station	1	11					1	1	11	11.000
LAND 614	Land Arch Construction	College Station			1	9			1	1	9	9.000
LAND 620	Open Spa Land Use Plan I	College Station	1	13					1	1	13	13.000
LAND 621	Open Sp Land Use Plan II	College Station			1	14			1	1	14	14.000
LAND 630	Development of Land Arch	College Station	1	2			1	7	1	1	9	9.000
LAND 640	Rsch Mtd in Land Arch	College Station			1	13			1	1	13	13.000
LAND 645	Practice Diversity	College Station	1	11					1	1	11	11.000
LAND 646	Professional Practice	College Station			1	17			1	1	17	17.000
LAND 655	Land Arch Comm	College Station	1	11					1	1	11	11.000
LAND 681	Seminar	College Station			2	13			2	2	13	6.500
LAND 684	Prof Internship	College Station	1	2	1	1	4	9	1	1	12	12.000
LAND 685	Directed Studies	College Station	4	7	3	8	2	3	3	3	18	6.000
LAND 693	Professional Study	College Station	7	17	7	17			7	7	34	4.857
LDEV 661	Dev & Environment	College Station			1	29			1	1	29	29.000

History of Courses Taught Course Inventory College Architecture 2018-19 Course Department LAUP



			Fall 2018		Spring 2019		Summer 2019		Total Sections	TSees	Total Enrollment	Average Enrollment
			Sections	Enrollment	Sections	Enrollment	Sections	Enrollment				
LDEV 663	Intro Project Mgt	College Station	1	31					1	1	31	31.000
LDEV 664	Mrkt Analysis for Dev	College Station	1	65					1	1	65	65.000
LDEV 667	Dsn & Dev Economy	College Station	1	20	1	20			1	1	40	40.000
LDEV 668	Land Dev Practice	College Station			1	33			1	1	33	33.000
LDEV 669	Income Prop Land Develop	College Station	1	37					1	1	37	37.000
LDEV 684	Professional Intern	College Station	2	25	2	4	1	2	2	2	31	15.500
LDEV 685	Directed Studies	College Station	2	24	2	7			2	2	31	15.500
LDEV 687	Dev Feasibility&Dsn I	College Station	1	34					1	1	34	34.000
LDEV 688	Dev Feasibility&Dsnii	College Station	1	23	1	8			1	1	31	31.000
LDEV 689	Special Topics	College Station	1	19	1	20			1	1	39	39.000
PLAN 604	Planning Methods I	College Station	1	20					1	1	20	20.000
PLAN 610	Struc Func Urb Setlmn	College Station	1	22					1	1	22	22.000
PLAN 612	Tran in City Plan	College Station	1	10			1	9	1	1	19	19.000
PLAN 613	Plan Meth & Techniques	College Station			1	20			1	1	20	20.000
PLAN 624	Digital Communication in Laup	College Station	2	5					2	2	5	2.500
PLAN 625	Gis in Landsep&Urbn Plan	College Station	2	45	2	22	1	6	2	2	73	36.500
PLAN 626	Adv Gis Land Arch Plan	College Station			1	14			1	1	14	14.000
PLAN 629	Neighborhood Revitalizat	College Station			1	12			1	1	12	12.000
PLAN 634	Environ Hlth Policy&Plan	College Station			1	2			1	1	2	2.000
PLAN 640	Law & Legis Rela to Pl	College Station			1	20			1	1	20	20.000
PLAN 641	Envrnmntl Plan Admnstrn	College Station	1	9					1	1	9	9.000
		Galveston	1	9					1	1	9	9.000
PLAN 642	Plan Coast Sustain Resil	Galveston			1	5			1	1	5	5.000
		College Station			1	7			1	1	7	7.000
PLAN 647	Dister Recovy Haz Mitign	College Station	1	7					1	1	7	7.000
PLAN 650	Disaster Resp Planning	College Station			1	3			1	1	3	3.000
PLAN 658	Plan Implementation	College Station			1	15			1	1	15	15.000
PLAN 662	Applied Planning I	College Station	1	17					1	1	17	17.000
PLAN 664	Plan Theory & History	College Station	1	20					1	1	20	20.000
PLAN 665	Plan Making	College Station	1	18					1	1	18	18.000
PLAN 667	Site Planning	College Station			1	12			1	1	12	12.000
PLAN 670	Urb Pub Transpor Plan	College Station	1	7					1	1	7	7.000
PLAN 673	Design Sustain Transport	College Station			1	10			1	1	10	10.000
PLAN 674	Transpt Systm Analysis	College	1	6					1	1	6	6.000

**History of Courses Taught Course Inventory College Architecture
2018-19 Course Department LAUP**



			Fall 2018		Spring 2019		Summer 2019		Total Sections	TSees	Total Enrollment	Average Enrollment
		Station	Sections	Enrollment	Sections	Enrollment	Sections	Enrollment				
PLAN 678	Applied Trans Studio	College Station			1	7			1	1	7	7.000
PLAN 684	Profess Internship	College Station	8	10	2	2	5	9	2	2	21	10.500
PLAN 685	Directed Studies	College Station	1	1	2	2			1	1	3	3.000
PLAN 689	Special Topics in	College Station	1	6					1	1	6	6.000
PLAN 691	Research	College Station	2	2	1	1			2	2	3	1.500
PLAN 693	Professional Study Cr	College Station	3	3	11	14	1	1	3	3	18	6.000
URPN 201	The Evolving City	College Station	4	267	3	274	2	32	4	4	573	143.250
URPN 202	Building Better Cities	College Station	5	220	3	209	1	26	5	5	455	91.000
URPN 210	Urb Analytical Methods I	College Station	1	21	1	12			1	1	33	33.000
URPN 220	Digital Communication I	College Station	4	65	2	19			2	2	84	42.000
URPN 310	Urb Analytical Methods	College Station	1	23	1	18			1	1	41	41.000
URPN 320	Digital Communication II	College Station			1	35			1	1	35	35.000
URPN 325	Intro Gis in Urban Plan	College Station	3	51	3	61	1	8	3	3	120	40.000
URPN 330	Land Development I	College Station	1	30	1	33			1	1	63	63.000
URPN 331	Infrastructure Funding	College Station			1	46			1	1	46	46.000
URPN 340	Housing and Community	College Station			1	35			1	1	35	35.000
URPN 361	Urban Issues	College Station	2	153	2	176	2	48	2	2	377	188.500
URPN 369	Transport & Urban Form	College Station	1	12			2	13	1	1	25	25.000
URPN 370	Health Systems Planning	College Station	2	229	2	266	1	94	2	2	589	294.500
URPN 371	Enviro Health Plan Policy	College Station			1	6			1	1	6	6.000
URPN 401	Policy Implementation	College Station			1	42			1	1	42	42.000
URPN 440	Urb & Reg Econ Development	College Station			1	11			1	1	11	11.000
URPN 450	Emergency Mgmt Principle	College Station			1	13			1	1	13	13.000
URPN 460	Sustainable Communities	College Station	2	57	2	47			2	2	104	52.000
URPN 471	Plan Health Communities	College Station	1	15					1	1	15	15.000
URPN 483	Studio in Urban Reg Sci	College Station			1	36			1	1	36	36.000
URPN 489	Special Topics	College Station			2	14			2	2	14	7.000
URPN 493	Ursc Capstone Course	College Station			2	52			2	2	52	26.000
URPN 494	Internship	College Station	1	37					1	1	37	37.000
URSC 631	Foundations of Planning	College Station	1	7					1	1	7	7.000
URSC 632	Structure Functions Citi	College Station	1	10					1	1	10	10.000
URSC 641	Analytic Methods I	College Station	1	6					1	1	6	6.000

History of Courses Taught Course Inventory College Architecture
2018-19 Course Department LAUP



			Fall 2018		Spring 2019		Summer 2019		Total Sections	TSees	Total Enrollment	Average Enrollment
			Sections	Enrollment	Sections	Enrollment	Sections	Enrollment				
URSC 642	Analytic Methods II	College Station			1	7			1	1	7	7.000
URSC 681	Seminar	College Station	1	8					1	1	8	8.000
URSC 682	Seminar	College Station			1	5			1	1	5	5.000
URSC 685	Directed Studies	College Station	1	1	3	3			1	1	4	4.000
URSC 689	Special Topics in	College Station			1	6			1	1	6	6.000
URSC 691	Research	College Station	11	32	13	29	4	6	4	4	67	16.750
Department Total			117	2,417	125	2,299	31	398	151	151	5,114	

**History of Courses Taught Course Inventory College Architecture
2018-19 Course Department VIZA**



			Fall 2018		Spring 2019		Summer 2019		Total Sections	TSecs	Total Enrollment	Average Enrollment
			Sections	Enrollment	Sections	Enrollment	Sections	Enrollment				
ARTS 103	Design I	College Station	2	41	2	39			2	2	80	40.000
ARTS 104	Intro to Graphic Design	College Station	4	90	3	56			4	4	146	36.500
ARTS 111	Drawing I	College Station	1	18	1	21			1	1	39	39.000
ARTS 115	Draw for Visualization	College Station	7	114	1	12			7	7	126	18.000
ARTS 149	Art History Survey I	College Station	5	374	8	440	2	99	5	5	913	182.600
ARTS 150	Art History Survey II	Galveston	1	43	1	46			1	1	89	89.000
		College Station	9	611	11	673	2	74	9	9	1,358	150.889
ARTS 210	Intro to Digital Photography	College Station	2	60	1	55	1	14	2	2	129	64.500
ARTS 212	Life Drawing	College Station	4	71	4	61	1	9	4	4	141	35.250
ARTS 234	Body Art of Tattoos	College Station			1	27			1	1	27	27.000
ARTS 303	Graphic Design I	College Station	3	66	2	39			3	3	105	35.000
ARTS 304	Graphic Design II	College Station	2	39	1	19			2	2	58	29.000
ARTS 305	Painting I	College Station	2	44	2	36	1	7	2	2	87	43.500
ARTS 308	Sculpture	College Station			1	19			1	1	19	19.000
ARTS 311	Traditional Photography	College Station			1	15			1	1	15	15.000
ARTS 312	Advanced Photography	College Station	1	16	1	19			1	1	35	35.000
ARTS 315	Fig Dwg Narrative Concept Dev	College Station			1	17			1	1	17	17.000
ARTS 325	Digital Painting	College Station	2	38	4	67	1	13	2	2	118	59.000
ARTS 335	Art & Architecture Rome	College Station	1	24					1	1	24	24.000
ARTS 349	History of Modern Art	College Station	4	159	4	181	1	43	4	4	383	95.750
ARTS 353	Color Theory	College Station	1	18	1	20			1	1	38	38.000
ARTS 403	Graphic Design III	College Station			1	16			1	1	16	16.000
ARTS 485	Directed Studies	College Station	9	14	9	17	1	1	9	9	32	3.556
ARTS 489	Special Topics in	College Station			2	27			2	2	27	13.500
VIST 105	Principles of Design I	College Station	7	118	1	7			7	7	125	17.857
VIST 106	Principles of Design II	College Station			6	108	1	8	6	6	116	19.333
VIST 131	First Year Seminar	College Station	1	97					1	1	97	97.000
VIST 170	Intro to Vis Comp Enviro	College Station			6	108			6	6	108	18.000
VIST 201	Writing for Design	College Station	1	35	1	49			1	1	84	84.000
VIST 205	Principles of Design III	College Station	3	69			2	43	3	3	112	37.333
VIST 206	Vis Studies Studio I	College Station	3	37	4	65			4	4	102	25.500
VIST 270	Computing for Visual I	College Station	5	95			1	36	5	5	131	26.200
VIST 271	Computing for Visual II	College Station	2	34	5	90			2	2	124	62.000

**History of Courses Taught Course Inventory College Architecture
2018-19 Course Department VIZA**



			Fall 2018		Spring 2019		Summer 2019		Total Sections	TSecs	Total Enrollment	Average Enrollment
			Sections	Enrollment	Sections	Enrollment	Sections	Enrollment				
VIST 284	Visualization Techniques	College Station	14	349	15	337	2	54	14	14	740	52.857
VIST 305	Vis Studies Studio II	College Station	4	42	4	41	1	15	4	4	98	24.500
VIST 310	Photography for Visualization	College Station	1	23					1	1	23	23.000
VIST 357	Interaction Design	College Station			1	12			1	1	12	12.000
VIST 370	Interact Virtual Environ	College Station	1	14	1	21			1	1	35	35.000
VIST 372	Creating Digital Environ	College Station	1	20					1	1	20	20.000
VIST 374	Multimedia Design and De	College Station			1	15			1	1	15	15.000
VIST 375	Foundtn of Visualization	College Station	1	38	1	58			1	1	96	96.000
VIST 405	Vis Studies Studio III	College Station	4	60	3	27	2	12	2	2	99	49.500
VIST 432	Applied Perception	College Station	1	11	1	28			1	1	39	39.000
VIST 441	Sci & Tech Dev Vis Arts	College Station	1	61					1	1	61	61.000
VIST 465	Video & Time Based Media	College Station			1	17			1	1	17	17.000
VIST 474	Designing for the Web	College Station	2	52	2	51			2	2	103	51.500
VIST 484	Summer Internship	College Station					1	2	1	1	2	2.000
VIST 485	Directed Studies	College Station	7	16	5	12	7	32	5	5	60	12.000
VIST 486	Intro to Game Design	College Station	1	26					1	1	26	26.000
VIST 487	Game Development	College Station	1	9	1	18			1	1	27	27.000
VIST 491	Research	College Station	2	5	1	7			1	1	12	12.000
VIST 494	Internship	College Station	1	13	1	19			1	1	32	32.000
VIZA 613	3d Modeling & Animatn	College Station	1	16					1	1	16	16.000
VIZA 614	Form/Installation/Enviro	College Station	1	7					1	1	7	7.000
VIZA 615	Computer Animation	College Station			1	12			1	1	12	12.000
VIZA 622	Design Comm I	College Station	1	16					1	1	16	16.000
VIZA 625	Multimedia Web Design	College Station			1	8			1	1	8	8.000
VIZA 627	Design Comm III	College Station					4	26	4	4	26	6.500
VIZA 630	Contemp Art Studio/Sem I	College Station	1	12					1	1	12	12.000
VIZA 631	Contemp Art Stdio/Sem II	College Station			1	8			1	1	8	8.000
VIZA 643	Time Based Media I	College Station	1	19					1	1	19	19.000
VIZA 644	Time Based Media II	College Station			1	5			1	1	5	5.000
VIZA 647	Color Photography	College Station			1	4			1	1	4	4.000
VIZA 654	Digital Image	College Station	1	18					1	1	18	18.000
VIZA 656	Image Synthesis	College Station			1	5			1	1	5	5.000
VIZA 658	Experimental Technique	College Station			1	4			1	1	4	4.000

* College and Department are as defined in the Approved Course Inventory posted at <http://dars.tamu.edu/Data-and-Reports/Course#approved>
Prepared by Data and Research Services
Texas A&M University

History of Courses Taught **Course Inventory College Architecture**
2018-19 **Course Department VIZA**



			Fall 2018		Spring 2019		Summer 2019		Total Sections	TSecs	Total Enrollment	Average Enrollment
			Sections	Enrollment	Sections	Enrollment	Sections	Enrollment				
VIZA 665	Digital Compositing	College Station			1	6			1	1	6	6.000
VIZA 680	Prof Practice in Visual	College Station			1	9			1	1	9	9.000
VIZA 684	Professional Internship	College Station			1	1			1	1	1	1.000
VIZA 685	Directed Studies	College Station	6	16	3	3	1	1	6	6	20	3.333
VIZA 689	Special Topics in	College Station	1	7					1	1	7	7.000
VIZA 691	Research	College Station	11	27	13	32	5	7	11	11	66	6.000
VIZA 693	Professional Study	College Station	10	17	10	19	4	5	10	10	41	4.100
Department Total			158	3,219	160	3,128	41	501	191	191	6,848	

History of Courses Taught
Academic Year 2018-19



Course Inventory College: **Bush School of Government**

**History of Courses Taught Course Inventory College Bush School of
2018-19 Government
Course Department CLGB**



			Fall 2018		Spring 2019		Summer 2019		Total Sections	TSecs	Total Enrollment	Average Enrollment
			Sections	Enrollment	Sections	Enrollment	Sections	Enrollment				
BUSH 600	Bush Grad Study Abroad	College Station					1	1	1	1	1	1.000
BUSH 631	Quant Meth Pub Mgmt I	College Station	7	152	2	45			7	7	197	28.143
BUSH 632	Quant Meth Pub Mgmt II	College Station			1	21			1	1	21	21.000
BUSH 635	Quant Meth II Policy Emp	College Station			3	49			3	3	49	16.333
Department Total			7	152	6	115	1	1	12	12	268	

History of Courses Taught Course Inventory College Bush School of Government

2018-19

Course Department INTA



			Fall 2018		Spring 2019		Summer 2019		Total Sections	TSecs	Total Enrollment	Average Enrollment
			Sections	Enrollment	Sections	Enrollment	Sections	Enrollment				
INTA 601	Leadership Intl Affairs	College Station	1	26	1	19			1	1	45	45.000
INTA 603	American Diplomacy	College Station	3	24	1	12	1	8	1	1	44	44.000
INTA 604	Politic Cont Middle East	College Station	1	14	1	13			1	1	27	27.000
INTA 605	American Foreign Policy	College Station	3	53	3	43	1	8	3	3	104	34.667
INTA 606	Int Politics Thry Pract	College Station	4	92					4	4	92	23.000
INTA 608	Global Economy	College Station	2	65	1	30			2	2	95	47.500
INTA 609	International Law	College Station	1	26	1	14			1	1	40	40.000
INTA 612	Law & Hmlnd Security	College Station	1	21					1	1	21	21.000
INTA 613	Diplomatic Negotiations	College Station			2	20			2	2	20	10.000
INTA 616	Eco Development in China	College Station	1	7					1	1	7	7.000
INTA 617	Deterrence and Coercion	College Station			1	16	1	12	1	1	28	28.000
INTA 620	International Security	College Station	1	8					1	1	8	8.000
INTA 621	Chinese Foreign Policy	College Station			1	19			1	1	19	19.000
INTA 623	Grand Strategy	College Station			1	1			1	1	1	1.000
INTA 625	International Trade Pol	College Station			1	18			1	1	18	18.000
INTA 632	Advanced Econ Developmnt	College Station			1	11			1	1	11	11.000
INTA 635	Great Famines	College Station	1	6					1	1	6	6.000
INTA 636	Intl Dev Theory & Prac	College Station			1	11			1	1	11	11.000
INTA 637	Field Research Methods	College Station	1	7					1	1	7	7.000
INTA 638	Pol Econ of Devl in Africa	College Station			1	6			1	1	6	6.000
INTA 640	Pol and Prac of Dem Promotion	College Station			1	13			1	1	13	13.000
INTA 642	Institutions and Development	College Station	1	12					1	1	12	12.000
INTA 643	Intl Organizations	College Station	1	15					1	1	15	15.000
INTA 645	Women & Nations	College Station	1	23					1	1	23	23.000
INTA 646	Foreign Policy Analysis	College Station	1	12					1	1	12	12.000
INTA 647	State Bldg & Fail Dev World	College Station			1	21			1	1	21	21.000
INTA 648	Contemporary Civil Wars	College Station	1	19					1	1	19	19.000
INTA 650	National Security Law	College Station			1	25			1	1	25	25.000
INTA 651	National Security Policy	College Station	1	19	1	13	1	15	1	1	47	47.000
INTA 652	Intell Security Affairs	College Station	2	36	2	27			2	2	63	31.500
INTA 653	Technical Collections	College Station	1	4					1	1	4	4.000
INTA 654	Military Strategy	College Station			1	10			1	1	10	10.000

* College and Department are as defined in the Approved Course Inventory posted at <http://dars.tamu.edu/Data-and-Reports/Course#approved>

History of Courses Taught Course Inventory College Bush School of Government

2018-19

Course Department INTA



			Fall 2018		Spring 2019		Summer 2019		Total Sections	TSecs	Total Enrollment	Average Enrollment
			Sections	Enrollment	Sections	Enrollment	Sections	Enrollment				
INTA 655	Natl Imgrt Trsm in Eu	College Station			1	17			1	1	17	17.000
INTA 657	Terrorism in Todays World	College Station	1	19	1	15			1	1	34	34.000
INTA 659	Transnational Sec Issues	College Station	2	28	1	21			1	1	49	49.000
INTA 661	Nato	College Station			1	11			1	1	11	11.000
INTA 663	Intl Transfer Pricing	College Station	2	12					2	2	12	6.000
INTA 664	Me State System	College Station			1	12			1	1	12	12.000
INTA 665	Natl Sec & Def Planning	College Station			1	19			1	1	19	19.000
INTA 667	Intl Crisis Management	College Station	1	20	1	19			1	1	39	39.000
INTA 668	Pol and Hist of Arab Spring	College Station			1	10			1	1	10	10.000
INTA 670	Intl Affairs Capstne Sem	College Station	1	7	10	73			1	1	80	80.000
INTA 671	Pol Econ of Middle East	College Station	1	8					1	1	8	8.000
INTA 672	East Asian Security	College Station	1	20					1	1	20	20.000
INTA 673	Chinese Dom Pol Trans	College Station	1	14					1	1	14	14.000
INTA 674	U.S. Foreign Pol Persian Gulf	College Station			1	18			1	1	18	18.000
INTA 675	Religion & Politics in Iran	College Station	1	7					1	1	7	7.000
INTA 680	Pol Viol & Terror Intl Sys	College Station	1	11			1	8	1	1	19	19.000
INTA 684	Prof Internship	College Station	1	1					1	1	1	1.000
INTA 685	Directed Studies	College Station	4	4	1	3	2	2	1	1	9	9.000
INTA 686	Russia Intl Politics	College Station	1	10	1	10			1	1	20	20.000
INTA 689	Special Topics in	College Station	7	62	9	100	2	14	2	2	176	88.000
Department Total			54	712	54	670	9	67	62	62	1,449	

**History of Courses Taught Course Inventory College Bush School of
2018-19 Government
Course Department PSAA**



			Fall 2018		Spring 2019		Summer 2019		Total Sections	TSecs	Total Enrollment	Average Enrollment
			Sections	Enrollment	Sections	Enrollment	Sections	Enrollment				
PSAA 601	Foundations of Pub Serv	College Station	4	89			2	39	4	4	128	32.000
PSAA 602	Tools Ldrshp Public Service	College Station	2	29					2	2	29	14.500
PSAA 603	Non-Gov Org Mgmt Int	College Station			1	19			1	1	19	19.000
PSAA 604	Emrgncy Mgmt & Hmlnd Sec	College Station	1	16	1	24			1	1	40	40.000
PSAA 605	Homeland Sec Pol Strat	College Station			2	32			2	2	32	16.000
PSAA 606	Environmental Pol & Mgmt	College Station			1	6			1	1	6	6.000
PSAA 608	Cybersec Policy Issues & Ops	College Station	1	24	2	38			1	1	62	62.000
PSAA 610	Compar Pub Admin and Mgmt	College Station	1	8					1	1	8	8.000
PSAA 611	Pub Policy Formation	College Station	1	20	5	103			1	1	123	123.000
PSAA 613	Immigration & Educ Policy	College Station			1	10			1	1	10	10.000
PSAA 615	Policy Analysis	College Station	2	44					2	2	44	22.000
PSAA 616	Mgmt Div Pub & Nonprof Orgs	College Station	1	12	1	15	1	14	1	1	41	41.000
PSAA 617	U.S. State and Local Govt	College Station	1	21					1	1	21	21.000
PSAA 620	Safeguard Maritme Gateway	College Station					1	11	1	1	11	11.000
PSAA 621	Economic Analysis	College Station	5	103	1	28	1	7	1	1	138	138.000
PSAA 622	Public Finance	College Station			2	39			2	2	39	19.500
PSAA 623	Budgeting in Public Serv	College Station	3	58	1	26	1	16	3	3	100	33.333
PSAA 624	Water Policy and Management	College Station	1	11					1	1	11	11.000
PSAA 626	Contract Management	College Station			1	16			1	1	16	16.000
PSAA 630	Prog Eval in Pub & Nprof	College Station	1	23	2	42	1	25	1	1	90	90.000
PSAA 631	Marketing for Nonprofits	College Station			1	19			1	1	19	19.000
PSAA 632	Fiscal Mgmt Nonprofits	College Station	1	7	2	24			1	1	31	31.000
PSAA 633	Philanthropy in Nonprof	College Station	1	12	2	19			1	1	31	31.000
PSAA 634	Public Management	College Station	1	16	3	63	1	16	1	1	95	95.000
PSAA 635	Socl Welfare & Hlth Pol	College Station			1	9			1	1	9	9.000
PSAA 636	Grnt & Project Mgmt Publ	College Station			2	42	1	16	1	1	58	58.000
PSAA 637	Decision Mak Gvt Pub Ser	College Station			1	26			1	1	26	26.000
PSAA 638	Health Economics Policy	College Station			1	7			1	1	7	7.000
PSAA 640	Energy Policy & Security	College Station			1	12			1	1	12	12.000
PSAA 642	Ethics and Pub Policy	College Station			1	12			1	1	12	12.000
PSAA 643	Found of Non-Profit Sect	College Station	5	107	1	16	1	18	1	1	141	141.000
PSAA 644	Mgmt & Ldr of N-Prft Org	College Station	2	43	1	24	1	20	2	2	87	43.500

History of Courses Taught Course Inventory College Bush School of Government
2018-19
Course Department PSAA



			Fall 2018		Spring 2019		Summer 2019		Total Sections	TSecs	Total Enrollment	Average Enrollment
			Sections	Enrollment	Sections	Enrollment	Sections	Enrollment				
PSAA 648	Perf Mgmt Pub & Nonprof	College Station	1	17			1	5	1	1	22	22.000
PSAA 650	Soc Innovatn & Entrepren	College Station			1	8			1	1	8	8.000
PSAA 651	Hmlnd Sec & Hmlnd Def	College Station			1	9	1	15	1	1	24	24.000
PSAA 652	Prot Nations Crit Infra	College Station			1	8			1	1	8	8.000
PSAA 653	Weap of Mass Destruction	College Station	1	5					1	1	5	5.000
PSAA 654	US Border Security	College Station	1	6			1	8	1	1	14	14.000
PSAA 655	Domestic Intel Oper	College Station	1	15					1	1	15	15.000
PSAA 656	Fund Homeland Security	College Station	1	13	2	19	1	10	1	1	42	42.000
PSAA 657	Terrorism in Todays World	College Station			1	8			1	1	8	8.000
PSAA 658	Disaster Recov Busi Continuity	College Station			1	9			1	1	9	9.000
PSAA 660	Domestic Terrorism	College Station	1	21					1	1	21	21.000
PSAA 661	Hr Mgmt Govt & Public Serv	College Station	1	7					1	1	7	7.000
PSAA 668	Law & Hmlnd Security	College Station	1	9					1	1	9	9.000
PSAA 671	Science and Tech Policy	College Station			1	12			1	1	12	12.000
PSAA 675	Pub Serv Admin Capstne I	College Station	11	80	1	7	2	22	1	1	109	109.000
PSAA 676	Pub Serv Admn Capstne II	College Station	2	17	12	86			2	2	103	51.500
PSAA 685	Directed Studies	College Station	2	6	1	2			2	2	8	4.000
Department Total			57	839	60	839	17	242	61	61	1,920	

**History of Courses Taught
Academic Year 2018-19**



Course Inventory College: **College of Engineering**

**History of Courses Taught
2018-19**


**Course Inventory College College of
Engineering
Course Department AERO**



			Fall 2018		Spring 2019		Summer 2019		Total Sections	TSecs	Total Enrollment	Average Enrollment
			Sections	Enrollment	Sections	Enrollment	Sections	Enrollment				
AERO 201	Intro to Flight	College Station	6	176	2	37			6	6	213	35.500
AERO 210	Intro to Aero Mechanics	College Station	1	64	5	167			1	1	231	231.000
AERO 211	Aero Engr Mechanics	College Station			1	38			1	1	38	38.000
AERO 212	Intro to Aerothermodyn	College Station	5	182	1	19			5	5	201	40.200
AERO 214	Intro Aero Mech of Mats	College Station	2	51	4	158			4	4	209	52.250
AERO 291	Research	College Station	2	3	2	3			2	2	6	3.000
AERO 301	Theoretical Aerodyn	College Station	3	118	2	41			2	2	159	79.500
AERO 303	High Speed Aerodyn	College Station	2	45	3	104			2	2	149	74.500
AERO 304	Aero Structural Analys I	College Station	3	108	1	52	1	45	3	3	205	68.333
AERO 306	Aero Structural Analy II	College Station	1	37	2	97			2	2	134	67.000
AERO 310	Aerospace Dynamics	College Station	2	98	1	57			2	2	155	77.500
AERO 321	Dyn of Aero Vehicles	College Station	1	75	3	93			1	1	168	168.000
AERO 351	Aerothermo Propulsion	College Station	1	66	2	96			1	1	162	162.000
AERO 401	Aerospace Vehicle Des I	College Station	3	104	3	59			3	3	163	54.333
AERO 402	Aerospace Vehicle Des II	College Station	3	53	3	104			3	3	157	52.333
AERO 404	Mech Adv Aero Structures	College Station	1	30					1	1	30	30.000
AERO 405	Aerospace Struc Design	College Station			1	39			1	1	39	39.000
AERO 413	Aero Materials Science	College Station	1	67	1	90			1	1	157	157.000
AERO 417	Aerospace Propulsion	College Station			1	42			1	1	42	42.000
AERO 419	Chem Rocket Propulsion	College Station	2	48					2	2	48	24.000
AERO 420	Aeroelasticity	College Station	1	21	1	29			1	1	50	50.000
AERO 422	Act Contr for Aero Veh	College Station	1	48	2	97			1	1	145	145.000
AERO 423	Orbital Mechanics	College Station	2	95	2	61			2	2	156	78.000
AERO 425	Flight Test Engr	College Station			2	26			2	2	26	13.000
AERO 428	Electromag Sensing Img	College Station	1	27					1	1	27	27.000
AERO 430	Numerical Simulation	College Station	1	65	1	27			1	1	92	92.000
AERO 435	Aerothermochemistry	College Station	1	25					1	1	25	25.000
AERO 452	Heat Trans Visc Flows	College Station	2	72	1	67			1	1	139	139.000
AERO 455	Helicopter Aerodynamics	College Station	1	20					1	1	20	20.000
AERO 472	Airfoil and Wing Design	College Station	1	39					1	1	39	39.000
AERO 485	Directed Studies	College Station	8	142	8	188	1	1	8	8	331	41.375
AERO 489	Special Topics in	College Station	2	16	3	41	1	16	2	2	73	36.500

**History of Courses Taught
2018-19**


**Course Inventory College College of
Engineering
Course Department AERO**



			Fall 2018		Spring 2019		Summer 2019		Total Sections	TSecs	Total Enrollment	Average Enrollment
			Sections	Enrollment	Sections	Enrollment	Sections	Enrollment				
AERO 491	Research	College Station	8	13	10	15	11	19	8	8	47	5.875
AERO 601	Advanced Aerodynamics	College Station	2	29					2	2	29	14.500
AERO 602	Theory of Fluid Mech	College Station			1	45			1	1	45	45.000
AERO 603	Continuum Mechanics	College Station	1	48					1	1	48	48.000
AERO 605	Theory of Elasticity	College Station			1	10			1	1	10	10.000
AERO 622	Spacecraft Dynamics	College Station	2	50					2	2	50	25.000
AERO 623	Spacecraft Manuevers	College Station			1	23			1	1	23	23.000
AERO 625	Modern Control Aero Sys	College Station	1	23					1	1	23	23.000
AERO 629	Experimental Aerodynamic	College Station			1	18			1	1	18	18.000
AERO 632	Design Adv Flt Ctl Sys	College Station	1	8					1	1	8	8.000
AERO 642	Laser Diagnostics	College Station			1	7			1	1	7	7.000
AERO 643	High-Performance Cfd	College Station	1	26					1	1	26	26.000
AERO 655	Helicopter Aerodynamics	College Station	1	10					1	1	10	10.000
AERO 670	Turbulence Modeling	College Station			1	21			1	1	21	21.000
AERO 673	Boundry Layr Stab Trnsit	College Station	1	14					1	1	14	14.000
AERO 676	Aerothermochemistry	College Station	1	20					1	1	20	20.000
AERO 681	Seminar	College Station	2	41	2	47			2	2	88	44.000
AERO 684	Professional Internship	College Station			1	2	6	8	1	1	10	10.000
AERO 685	Directed Studies	College Station	4	8	11	11	7	9	11	11	28	2.545
AERO 689	Special Topics in	College Station	5	60	5	53			5	5	113	22.600
AERO 691	Research	College Station	39	128	37	136	52	120	39	39	384	9.846
MEMA 613	Princ of Composite Mtl	College Station	1	9					1	1	9	9.000
MEMA 641	Plasticity Theory	College Station	1	9					1	1	9	9.000
MEMA 646	Intro Finite Elements	College Station			1	22			1	1	22	22.000
Department Total			131	2,391	131	2,242	79	218	152	152	4,851	

History of Courses Taught 2018-19

Course Inventory College College of Engineering Course Department BMEN



			Fall 2018		Spring 2019		Summer 2019		Total Sections	TSees	Total Enrollment	Average Enrollment
			Sections	Enrollment	Sections	Enrollment	Sections	Enrollment				
BMEN 101	Intro to Biomedical Engr	College Station	4	160					4	4	160	40.000
BMEN 207	Computing for Bmen	College Station	4	144			1	16	4	4	160	40.000
BMEN 211	Biomed Apps Circuit Sign	College Station			5	132	1	36	5	5	168	33.600
BMEN 253	Medical Device Design I	College Station			3	164			3	3	164	54.667
BMEN 291	Research	College Station	1	2					1	1	2	2.000
BMEN 305	Bioinstrumentation	College Station	6	141					6	6	141	23.500
BMEN 321	Biomedical Electronics	College Station	4	146			1	7	4	4	153	38.250
BMEN 322	Biosignal Analysis	College Station			1	31			1	1	31	31.000
BMEN 341	Biofluid Mechanics	College Station	2	76	2	59			2	2	135	67.500
BMEN 343	Intro to Biomaterials	College Station	4	151					4	4	151	37.750
BMEN 344	Bio Response Med Devices	College Station			4	145			4	4	145	36.250
BMEN 345	Biomaterials Lab	College Station			8	142			8	8	142	17.750
BMEN 350	Statistics for Bmen	College Station	4	134			1	29	4	4	163	40.750
BMEN 353	Medical Device Design II	College Station			2	130			2	2	130	65.000
BMEN 361	Biosolid Mechanics	College Station	2	72	2	71			2	2	143	71.500
BMEN 400	Hist Medicine in Europe	College Station			1	10	1	3	1	1	13	13.000
BMEN 401	Princ Bio Control Sys	College Station			1	34			1	1	34	34.000
BMEN 404	Fda Good Lab/Clinic Pract	College Station	1	23					1	1	23	23.000
BMEN 420	Medical Imaging	College Station			4	144			4	4	144	36.000
BMEN 422	Bioelectromagnetism	College Station	1	13					1	1	13	13.000
BMEN 427	Magnetic Resonance Engr	College Station	3	7					3	3	7	2.333
BMEN 428	Embedded Systems Med Apps	College Station	4	36					4	4	36	9.000
BMEN 431	Biomolecular Engineering	College Station			1	21			1	1	21	21.000
BMEN 433	Biomolec & Cell Engr Lab	College Station			1	17			1	1	17	17.000
BMEN 448	Healthcare Tech in Dvlp World	College Station					1	7	1	1	7	7.000
BMEN 450	Case Studies	College Station			3	149			3	3	149	49.667
BMEN 452	Mass & Ener Trans Biosys	College Station	2	63	1	18			2	2	81	40.500
BMEN 453	Analysis & Design Proj I	College Station	4	128					4	4	128	32.000
BMEN 454	Analysis & Design II	College Station			2	127			2	2	127	63.500
BMEN 458	Motion Biomechanics	College Station			1	33			1	1	33	33.000
BMEN 463	Soft Tissue Mechanics	College Station	1	23					1	1	23	23.000
BMEN 465	Biomechanics Exper Lab	College Station	8	134					8	8	134	16.750

**History of Courses Taught
2018-19**

**Course Inventory College College of
Engineering
Course Department BMEN**



			Fall 2018		Spring 2019		Summer 2019		Total Sections	TSees	Total Enrollment	Average Enrollment
			Sections	Enrollment	Sections	Enrollment	Sections	Enrollment				
BMEN 468	Advanced Biomechanics	College Station	2	75					2	2	75	37.500
BMEN 469	Entrepren Pathways Med Devices	College Station			1	27			1	1	27	27.000
BMEN 480	Bmed Engr of Tissues	College Station			1	34			1	1	34	34.000
BMEN 482	Polymeric Biomaterials	College Station	1	25					1	1	25	25.000
BMEN 483	Polymeric Biomatrnl Synth	College Station			1	30			1	1	30	30.000
BMEN 485	Directed Studies	College Station	3	13	3	7	2	6	2	2	26	13.000
BMEN 486	Biomed Nanotechnology	College Station			1	39			1	1	39	39.000
BMEN 487	Drug Delivery	College Station	2	36					2	2	36	18.000
BMEN 491	Research	College Station	20	36	24	46	11	12	20	20	94	4.700
BMEN 604	Fda Good Lab/Clinic Pract	College Station	1	23					1	1	23	23.000
BMEN 622	Bioelectromagnetism	College Station	1	5					1	1	5	5.000
BMEN 627	Magnetic Resonance Engr	College Station	3	8					3	3	8	2.667
BMEN 628	Embedded Systems Med Apps	College Station	4	12					4	4	12	3.000
BMEN 631	Biomolecular Engineering	College Station			1	2			1	1	2	2.000
BMEN 635	Biomtrls Compatibility	College Station			2	10			2	2	10	5.000
BMEN 636	Pathophys Disease Implant Dev	College Station			1	22			1	1	22	22.000
BMEN 637	Pathol Basis Implant Devices	College Station	1	38					1	1	38	38.000
BMEN 643	Risk Based Devl Test Med Dev	College Station	1	22					1	1	22	22.000
BMEN 650	Biomedical Optics Lab	College Station			2	12			2	2	12	6.000
BMEN 658	Motion Biomechanics	College Station			1	13			1	1	13	13.000
BMEN 663	Soft Tissue Mechanics	College Station	1	25					1	1	25	25.000
BMEN 669	Entrepren Pathways Med Devices	College Station			1	20			1	1	20	20.000
BMEN 674	Communications in Biomed	College Station			1	18			1	1	18	18.000
BMEN 676	Prof Dev for Bmen	College Station			1	22			1	1	22	22.000
BMEN 680	Bmed Engr of Tissues	College Station			1	10			1	1	10	10.000
BMEN 681	Seminar	College Station	1	58	1	59			1	1	117	117.000
BMEN 682	Polymeric Biomaterials	College Station	1	22					1	1	22	22.000
BMEN 683	Polymeric Biomatrnl Synth	College Station			1	7			1	1	7	7.000
BMEN 684	Professional Internship	College Station	1	1			7	31	7	7	32	4.571
BMEN 685	Directed Studies	College Station	2	16	3	23	1	1	1	1	40	40.000
BMEN 686	Biomed Nanotechnology	College Station			1	5			1	1	5	5.000
BMEN 687	Drug Delivery	College Station	1	16					1	1	16	16.000

**History of Courses Taught
2018-19**

**Course Inventory College College of
Engineering
Course Department BMEN**



			Fall 2018		Spring 2019		Summer 2019		Total Sections	TSecs	Total Enrollment	Average Enrollment
			Sections	Enrollment	Sections	Enrollment	Sections	Enrollment				
BMEN 689	Special Topics in	College Station			1	6			1	1	6	6.000
BMEN 691	Research	College Station	26	92	28	87	27	74	28	28	253	9.036
Department Total			127	1,976	119	1,926	54	222	189	189	4,124	

History of Courses Taught 2018-19

Course Inventory College College of Engineering Course Department CHEN



			Fall 2018		Spring 2019		Summer 2019		Total Sections	TSecs	Total Enrollment	Average Enrollment
			Sections	Enrollment	Sections	Enrollment	Sections	Enrollment				
BIOT 635	Molecular Biotechnology	College Station	1	24					1	1	24	24.000
BIOT 645	Biotechnology Writing	College Station	2	25					2	2	25	12.500
BIOT 681	Biotechnology Seminar	College Station	1	24					1	1	24	24.000
BIOT 684	Directed Prof Internship	College Station	7	8			17	17	7	7	25	3.571
BIOT 685	Directed Studies	College Station			20	24			20	20	24	1.200
BIOT 689	Special Topics in	College Station	1	24	1	24			1	1	48	48.000
CHEN 204	Elementary Chem Engr	Qatar	1	24					1	1	24	24.000
		College Station	6	249	2	51			6	6	300	50.000
CHEN 205	Chem Engr Thermo I	College Station	1	27	6	202	3	54	1	1	283	283.000
		Qatar			1	20			1	1	20	20.000
CHEN 304	Chem Engr Fluid Ops	College Station	4	211	2	58			4	4	269	67.250
		Qatar	1	16					1	1	16	16.000
CHEN 320	Chen Analysis	Qatar	1	17					1	1	17	17.000
		College Station	3	198	2	47	1	13	3	3	258	86.000
CHEN 322	Chem Engr Materials	College Station	2	163	3	77			2	2	240	120.000
		Qatar			1	17			1	1	17	17.000
CHEN 323	Chem Engr Heat Ops	College Station	1	37	6	207	1	31	1	1	275	275.000
		Qatar			1	15			1	1	15	15.000
CHEN 324	Chem Engr Mass Ops	College Station	1	88	4	196			1	1	284	284.000
		Qatar	1	16					1	1	16	16.000
CHEN 354	Chem Engr Thermo II	Qatar	1	17					1	1	17	17.000
		College Station	3	210	1	40			1	1	250	250.000
CHEN 364	Kinetics & Reactor Design	Qatar	1	16					1	1	16	16.000
		College Station	2	155	4	197	1	16	2	2	368	184.000
CHEN 382	Bioprocess Engineering	College Station	1	66	3	96	1	37	1	1	199	199.000
		Qatar			1	16			1	1	16	16.000
CHEN 422	Unit Opns in Food Proc	College Station	1	11					1	1	11	11.000
CHEN 425	Process Integ Sim Econ	College Station	2	167	2	51			2	2	218	109.000
		Qatar	1	15					1	1	15	15.000
CHEN 426	Chem Engr Plant Design	College Station	2	72	2	149			2	2	221	110.500
		Qatar			1	15			1	1	15	15.000
CHEN 430	Risk Analysis Safety Eng	College Station	1	31					1	1	31	31.000
CHEN 432	Chemical Engr Lab I	Qatar	1	6					1	1	6	6.000
		College Station	10	159	4	53			10	10	212	21.200
CHEN 433	Chemical Engr Lab II	College Station	4	71	8	148			8	8	219	27.375
		Qatar			1	15			1	1	15	15.000
CHEN 451	Intro to Polymer Engr	College Station					1	15	1	1	15	15.000
CHEN 455	Process Safety Engr	College	3	62	3	93	1	37	3	3	192	64.000

History of Courses Taught 2018-19

Course Inventory College College of Engineering Course Department CHEN



			Fall 2018		Spring 2019		Summer 2019		Total Sections	TSecs	Total Enrollment	Average Enrollment
			Sections	Enrollment	Sections	Enrollment	Sections	Enrollment				
CHEN 455	Process Safety Engr	Station										
		Qatar	1	16					1	1	16	16.000
CHEN 459	Gas&Petroleum Processing	College Station					1	16	1	1	16	16.000
		Qatar			1	13			1	1	13	13.000
CHEN 460	Qrisk Anlysis Safety Eng	College Station			1	25			1	1	25	25.000
CHEN 461	Process Dynamics & Cntrl	College Station	3	177	1	68			3	3	245	81.667
		Qatar			1	15			1	1	15	15.000
CHEN 469	Chem Engr Car Design	College Station	1	6	1	4			1	1	10	10.000
		Qatar					1	2	1	1	2	2.000
CHEN 471	Bioreactor Engineering	College Station	1	24					1	1	24	24.000
CHEN 475	Microelectron Proc Engr	College Station			1	28			1	1	28	28.000
CHEN 481	Seminar	College Station	4	89	4	88			4	4	177	44.250
		Qatar	1	14					1	1	14	14.000
CHEN 485	Directed Studies	College Station	1	3	3	4	2	4	1	1	11	11.000
		Qatar	1	1	4	8			1	1	9	9.000
CHEN 489	Special Topics in	Qatar			1	2			1	1	2	2.000
CHEN 491	Research	College Station	21	52	22	50	22	28	21	21	130	6.190
		Qatar			1	3			1	1	3	3.000
CHEN 601	Chem Laboratory Safety	College Station	1	40					1	1	40	40.000
		Qatar	1	17					1	1	17	17.000
CHEN 604	Chen Process Analy I	College Station	1	44					1	1	44	44.000
		Qatar	1	17					1	1	17	17.000
CHEN 623	App of Thermo to Ch E	College Station	1	46					1	1	46	46.000
		Qatar			1	22			1	1	22	22.000
CHEN 624	Che Kinetics & React Dsg	College Station			1	42			1	1	42	42.000
		Qatar			1	19			1	1	19	19.000
CHEN 629	Transport Phenomena	College Station			1	50			1	1	50	50.000
		Qatar	1	19					1	1	19	19.000
CHEN 651	Biochemical Engineerng	College Station	1	9					1	1	9	9.000
CHEN 655	Process Safety Engr	College Station	2	13					2	2	13	6.500
CHEN 660	Quant Risk Analysis	College Station			1	1			1	1	1	1.000
CHEN 675	Microelectron Proc Engr	College Station			1	10			1	1	10	10.000
CHEN 681	Seminar	Qatar	1	17	1	17			1	1	34	34.000
		College Station	1	99	1	49			1	1	148	148.000
CHEN 684	Professional Internship	College Station	2	3	2	2	11	21	11	11	26	2.364
CHEN 685	Directed Studies	Qatar	1	2	3	3			1	1	5	5.000
		College Station	2	3	3	4	1	2	1	1	9	9.000
CHEN 689	Special Topics in	Qatar	1	4	2	17			2	2	21	10.500
CHEN 691	Research	Qatar	10	27	9	34	9	26	9	9	87	9.667

**History of Courses Taught
2018-19**

**Course Inventory College College of
Engineering
Course Department CHEN**



			Fall 2018		Spring 2019		Summer 2019		Total Sections	TSecs	Total Enrollment	Average Enrollment
			Sections	Enrollment	Sections	Enrollment	Sections	Enrollment				
CHEN 691	Research	College Station	31	170	33	175	38	120	31	31	465	15.000
CHEN 695	Grad Mentoring Seminar I	College Station			1	23			1	1	23	23.000
CHEN 696	Grad Mentoring Seminar II	College Station	1	50					1	1	50	50.000
SENG 310	Indus Hygiene Engr	College Station	1	73					1	1	73	73.000
SENG 312	System Safety Engr	College Station			3	97			3	3	97	32.333
SENG 321	Industrl Safety Engr	College Station	1	47					1	1	47	47.000
SENG 422	Fre Protectn Eng Fac Ds	College Station	1	9	1	21			1	1	30	30.000
SENG 430	Risk Analysis Safety Eng	College Station	1	20					1	1	20	20.000
SENG 455	Process Safety Engr	College Station	2	12	2	25	1	18	2	2	55	27.500
SENG 460	Qrisk Anlysis Safety Eng	College Station			2	12			2	2	12	6.000
SENG 655	Process Safety Engr	College Station	2	4					2	2	4	2.000
SENG 660	Quant Risk Analysis	College Station			2	9			2	2	9	4.500
SENG 670	Indust Safety Engr	College Station	2	4					2	2	4	2.000
SENG 674	System Safety Eng	College Station			1	5			1	1	5	5.000
SENG 677	Fire Protection	College Station			2	7			2	2	7	3.500
SENG 680	Industrial Hygiene	College Station	1	2					1	1	2	2.000
SENG 684	Prof Internship	College Station	1	1			2	2	1	1	3	3.000
SENG 685	Directed Studies	College Station	1	1	2	2			1	1	3	3.000
SENG 691	Research	College Station	4	8	4	5	1	1	4	4	14	3.500
Department Total			177	3,352	200	2,770	115	460	239	239	6,582	

**History of Courses Taught
2018-19**


**Course Inventory College College of
Engineering
Course Department CLEN**



			Fall 2018		Spring 2019		Summer 2019		Total Sections	TSecs	Total Enrollment	Average Enrollment
			Sections	Enrollment	Sections	Enrollment	Sections	Enrollment				
ENGR 102	Engr Lab I Computation	Qatar	3	72	4	64	1	7	3	3	143	47.667
		College Station	50	3,174	28	956	2	55	50	50	4,185	83.700
ENGR 111	Foundations of Engr I	College Station	1	93					1	1	93	93.000
ENGR 112	Foundations of Engr II	College Station	5	369	2	102			2	2	471	235.500
ENGR 181	Engr Honors Seminar I	College Station	1	283	1	298			1	1	581	581.000
ENGR 216	Ex Phys Engr Lab II Mechanics	Qatar			3	74	2	32	3	3	106	35.333
		College Station			88	1,724	2	21	88	88	1,745	19.830
ENGR 251	Creating a Self-Aware Leader	College Station			1	32			1	1	32	32.000
ENGR 281	Eh Mentoring & Team Bldg	College Station	1	23	1	22			1	1	45	45.000
ENGR 285	Directed Studies	College Station			1	6			1	1	6	6.000
ENGR 289	Special Topics in	College Station	13	351	3	195	1	10	13	13	556	42.769
ENGR 291	Research	College Station			2	25			2	2	25	12.500
ENGR 301	Engr Study Abroad	College Station	1	4	1	5			1	1	9	9.000
ENGR 333	Project Mgmt for Engineers	College Station	3	99	3	86			3	3	185	61.667
ENGR 350	Lead Impact in Engr Busi Soci	College Station	1	31					1	1	31	31.000
ENGR 351	Role of Engr & Bus in Society	College Station			1	31			1	1	31	31.000
ENGR 380	Seminar Series Engr Proj Mgmt	College Station	1	35	1	47			1	1	82	82.000
ENGR 381	Eh Leadership & Proj Mgmt	College Station	1	21	1	15			1	1	36	36.000
ENGR 385	Prob for Coop Students	College Station	10	89	10	113	6	52	10	10	254	25.400
ENGR 401	Interdisciplinary Design	College Station	3	27					3	3	27	9.000
ENGR 402	Interdisc Design II	College Station			2	23			2	2	23	11.500
ENGR 410	Global Engineering Design	College Station	1	29					1	1	29	29.000
ENGR 430	Fundamentals of Subsea Engr	College Station	2	17	2	50			2	2	67	33.500
ENGR 450	Finding Your Ldrshp Qualities	College Station	1	31					1	1	31	31.000
ENGR 451	Leading for a Lifetime	College Station			1	29			1	1	29	29.000
ENGR 461	Engr Product Lean Launch	College Station			1	25			1	1	25	25.000
ENGR 462	Engr Entrepreneur Hour	College Station	1	70					1	1	70	70.000
ENGR 482	Ethics and Engineering	Qatar	2	37	2	55	1	18	2	2	110	55.000
		College Station	40	445	56	723	10	269	40	40	1,437	35.925
ENGR 484	International Engr Intern	College Station	2	53					2	2	53	26.500
ENGR 485	Directed Studies	College Station	18	145	1	2			18	18	147	8.167
ENGR 489	Special Topics in	College Station	3	30	5	86	1	5	3	3	121	40.333
ENGR 491	Research	College Station	10	65	21	206	2	19	10	10	290	29.000

**History of Courses Taught
2018-19**

**Course Inventory College College of
Engineering
Course Department CLEN**




			Fall 2018		Spring 2019		Summer 2019		Total Sections	TSecs	Total Enrollment	Average Enrollment
			Sections	Enrollment	Sections	Enrollment	Sections	Enrollment				
ENGR 630	Fundamentals of Subsea Engr	College Station	1	14	1	9			1	1	23	23.000
ENGR 632	Subsea Proj Impl	College Station	1	9					1	1	9	9.000
ENGR 640	Subsea Hardware Design	College Station			2	11			2	2	11	5.500
ENGR 642	Subsea Pipeline Design	College Station	2	9					2	2	9	4.500
ENGR 643	Subsea Riser Design	College Station			2	10			2	2	10	5.000
ENGR 650	Flow Assur & Operability	College Station	2	10					2	2	10	5.000
ENGR 651	Subsea Prod Operations	College Station			1	10			1	1	10	10.000
ENGR 677	Stem-Teaching Prof Dev	College Station			1	8			1	1	8	8.000
ENGR 681	Professional Developmnt	College Station	2	39	2	26	1	1	2	2	66	33.000
ENGR 684	Professional Internshp	College Station	1	1	2	2	3	6	1	1	9	9.000
ENGR 685	Directed Studies	College Station	3	5	3	4	2	2	3	3	11	3.667
ENGR 689	Special Topics in	College Station	5	17	2	7	2	46	2	2	70	35.000
ICPE 601	Environmental Issues of Energy	College Station	2	14					2	2	14	7.000
ICPE 602	Reservoir Characterization	College Station	2	13					2	2	13	6.500
ICPE 603	Bioenergy	College Station			2	20			2	2	20	10.000
ICPE 604	Energy Systems Engineering I	College Station	2	12					2	2	12	6.000
ICPE 605	Energy Systems Engineering II	College Station			2	12			2	2	12	6.000
ICPE 606	Introduction to Optimization	College Station	2	12					2	2	12	6.000
ICPE 607	Energy Accounting	College Station	2	13					2	2	13	6.500
ICPE 608	Beyond Science and Technology	College Station	2	15					2	2	15	7.500
ICPE 609	Intro to U.S. Energy Law	College Station	2	15					2	2	15	7.500
ICPE 610	The Global Energy Future	College Station					2	12	2	2	12	6.000
ICPE 611	Economics of Energy	College Station			2	22			2	2	22	11.000
ICPE 612	Entrepreneurship in Energy	College Station			2	21			2	2	21	10.500
ICPE 613	Natural & Shale Gas Monetiztn	College Station			2	20			2	2	20	10.000
ICPE 614	Co2 Sequestration	College Station			2	19			2	2	19	9.500
ICPE 615	Smart Grid Fundamentals	College Station	2	10					2	2	10	5.000
ICPE 617	Gas Separations for Energy	College Station			1	2			1	1	2	2.000
ICPE 618	Carbon Capture Utilization	College Station			2	19			2	2	19	9.500
ICPE 619	Nanomaterials Engr & Storage	College Station	1	3					1	1	3	3.000
ICPE 620	Thermoelectric Matls Devices	College Station					2	5	2	2	5	2.500
ICPE 622	Energy Efficiency in Buildings	College Station					2	7	2	2	7	3.500

* College and Department are as defined in the Approved Course Inventory posted at <http://dars.tamu.edu/Data-and-Reports/Course#approved>
Prepared by Data and Research Services
Texas A&M University

**History of Courses Taught
2018-19**


**Course Inventory College College of
Engineering
Course Department CLEN**



			Fall 2018		Spring 2019		Summer 2019		Total Sections	TSecs	Total Enrollment	Average Enrollment
			Sections	Enrollment	Sections	Enrollment	Sections	Enrollment				
ICPE 623	Water-Energy-Food Nexus	College Station			2	11			2	2	11	5.500
ICPE 624	Energy-Water Nexus	College Station	2	11					2	2	11	5.500
ICPE 681	Seminar	College Station	2	13					2	2	13	6.500
ICPE 689	Special Topics in	College Station	2	10	4	25	4	16	2	2	51	25.500
ICPE 691	Research	College Station	1	4	1	6	3	4	1	1	14	14.000
ITDE 485	Directed Studies	College Station			1	3			1	1	3	3.000
ITDE 685	Directed Studies	College Station	1	3	1	3			1	1	6	6.000
ITDE 691	Research	College Station			1	2	1	1	1	1	3	3.000
Department Total			216	5,845	283	5,266	50	588	341	341	11,699	

**History of Courses Taught
2018-19**

**Course Inventory College College of
Engineering
Course Department CSCE**




			Fall 2018		Spring 2019		Summer 2019		Total Sections	TSecs	Total Enrollment	Average Enrollment
			Sections	Enrollment	Sections	Enrollment	Sections	Enrollment				
CSCE 110	Programming I	College Station	4	192	6	291	1	42	4	4	525	131.250
CSCE 111	Cpsc Concepts & Program	College Station	4	155	2	100			4	4	255	63.750
CSCE 121	Intro Pgm Design Concept	College Station	31	789	24	585	2	98	31	31	1,472	47.484
CSCE 181	Intro to Computing	College Station	1	135	1	194			1	1	329	329.000
CSCE 206	Structured Prog in C	College Station	4	152	2	98			4	4	250	62.500
CSCE 221	Data Struc & Algorithm	College Station	7	244	20	450	2	39	7	7	733	104.714
CSCE 222	Discrete Struc Computing	College Station	7	588	4	268	1	35	4	4	891	222.750
CSCE 289	Special Topics in	College Station					1	8	1	1	8	8.000
CSCE 291	Research	College Station			2	2			2	2	2	1.000
CSCE 310	Database Systems	College Station			1	59			1	1	59	59.000
CSCE 312	Computer Organization	College Station	5	108	13	276	1	27	5	5	411	82.200
CSCE 313	Intro to Computer System	College Station	9	298	9	221	1	22	9	9	541	60.111
CSCE 314	Programming Languages	College Station	2	141	3	286	1	28	3	3	455	151.667
CSCE 315	Programming Studio	College Station	9	245	8	167			9	9	412	45.778
CSCE 410	Operating Systems	College Station			1	50	1	17	1	1	67	67.000
CSCE 411	Design Anly Algorithms	College Station	2	156	3	171	1	39	2	2	366	183.000
CSCE 420	Artificial Intelligence	College Station	1	97	1	95	1	27	1	1	219	219.000
CSCE 431	Software Engineering	College Station			4	119			4	4	119	29.750
CSCE 433	Formal Languages Autom	College Station			1	24			1	1	24	24.000
CSCE 434	Compiler Design	College Station	1	39					1	1	39	39.000
CSCE 435	Parallel Computing	College Station					1	27	1	1	27	27.000
CSCE 436	Comp Human Interaction	College Station			1	99			1	1	99	99.000
CSCE 438	Distributed Systems	College Station			2	57			2	2	57	28.500
CSCE 440	Quantum Algorithms	College Station			1	11			1	1	11	11.000
CSCE 441	Computer Graphics	College Station	2	60	2	58			2	2	118	59.000
CSCE 443	Game Development	College Station	1	11	1	7			1	1	18	18.000
CSCE 445	Computers and New Media	College Station	1	59	1	59			1	1	118	118.000
CSCE 451	Software Reverse Engineering	College Station			2	31			2	2	31	15.500
CSCE 452	Robotics & Spatl Intel	College Station	1	53					1	1	53	53.000
CSCE 461	Embedded Systems Med Apps	College Station	4	17					4	4	17	4.250
CSCE 462	Microcomputer Systems	College Station	2	47	1	40			2	2	87	43.500
CSCE 463	Networks & Dist Proc	College Station			2	33			2	2	33	16.500

* College and Department are as defined in the Approved Course Inventory posted at <http://dars.tamu.edu/Data-and-Reports/Course#approved>

**History of Courses Taught
2018-19**

**Course Inventory College College of
Engineering
Course Department CSCE**



			Fall 2018		Spring 2019		Summer 2019		Total Sections	TSecs	Total Enrollment	Average Enrollment
			Sections	Enrollment	Sections	Enrollment	Sections	Enrollment				
CSCE 464	Wireless and Mobile Sys	College Station	1	59					1	1	59	59.000
CSCE 465	Comp & Net Security	College Station	1	97	2	174			1	1	271	271.000
CSCE 470	Info Storage & Retrieval	College Station	1	100	2	129			1	1	229	229.000
CSCE 481	Seminar	College Station	2	270	2	267			2	2	537	268.500
CSCE 482	Sr Capstone Design	College Station	3	81	4	144			4	4	225	56.250
CSCE 483	Computer Sys Design	College Station	2	38	2	54			2	2	92	46.000
CSCE 485	Directed Studies	College Station	1	1	3	7			1	1	8	8.000
CSCE 489	Special Topics in	College Station	8	198	6	137	1	21	6	6	356	59.333
CSCE 491	Research	College Station	20	36	21	29	1	1	20	20	66	3.300
CSCE 606	Software Engineering	College Station	1	95	1	97			1	1	192	192.000
CSCE 608	Database Systems	College Station	1	37					1	1	37	37.000
CSCE 611	Operating Systems & Appl	College Station	1	71	2	51	1	13	1	1	135	135.000
CSCE 612	Applied Netwrk Dist Proc	College Station			1	8			1	1	8	8.000
CSCE 613	Operating Systems	College Station			1	14			1	1	14	14.000
CSCE 614	Computer Architecture	College Station	1	56	1	30			1	1	86	86.000
CSCE 616	Intro Hardware Design	College Station	1	28					1	1	28	28.000
CSCE 620	Computational Geometry	College Station			1	16			1	1	16	16.000
CSCE 625	Artificial Intelligence	College Station	1	97	1	60			1	1	157	157.000
CSCE 627	Th of Computability	College Station			1	12			1	1	12	12.000
CSCE 629	Analysis of Algorithms	College Station	2	145	2	83			2	2	228	114.000
CSCE 633	Machine Learning	College Station	1	50	2	139			1	1	189	189.000
CSCE 636	Neural Networks	College Station	1	26	1	100			1	1	126	126.000
CSCE 638	Nlp Foundations & Tech	College Station	1	58					1	1	58	58.000
CSCE 640	Quantum Algorithms	College Station			1	6			1	1	6	6.000
CSCE 646	Digital Image	College Station	1	14					1	1	14	14.000
CSCE 647	Image Synthesis	College Station			1	8			1	1	8	8.000
CSCE 652	Software Reverse Engineering	College Station			1	9			1	1	9	9.000
CSCE 655	Human-Centered Computing	College Station			1	19			1	1	19	19.000
CSCE 657	Hpc Earth Science & Pete	College Station			1	6			1	1	6	6.000
CSCE 658	Randomized Algorithms	College Station			1	8			1	1	8	8.000
CSCE 664	Wireless and Mobile Syst	College Station			1	10			1	1	10	10.000
CSCE 665	Adv Network & Security	College Station			1	10			1	1	10	10.000

**History of Courses Taught
2018-19**

**Course Inventory College College of
Engineering
Course Department CSCE**



			Fall 2018		Spring 2019		Summer 2019		Total Sections	TSecs	Total Enrollment	Average Enrollment
			Sections	Enrollment	Sections	Enrollment	Sections	Enrollment				
CSCE 668	Distributed Algs & Sys	College Station			1	23			1	1	23	23.000
CSCE 670	Info Storage & Retrieval	College Station			1	95			1	1	95	95.000
CSCE 672	Comp Support Coll Work	College Station			1	13			1	1	13	13.000
CSCE 678	Distributed Sys & Cloud Comp	College Station	1	59	1	30			1	1	89	89.000
CSCE 681	Seminar	College Station	1	62	1	62			1	1	124	124.000
CSCE 684	Professional Internship	College Station	10	23	4	17	29	110	10	10	150	15.000
CSCE 685	Directed Studies	College Station	12	23	7	20	5	8	12	12	51	4.250
CSCE 689	Special Topics in	College Station	9	128	3	72	1	7	9	9	207	23.000
CSCE 691	Research	College Station	49	211	50	222	40	92	50	50	525	10.500
CSCE 702	Law & Policy in Cybersecurity	College Station	1	17	2	25			1	1	42	42.000
Department Total			232	5,666	253	6,057	92	661	264	264	12,384	

**History of Courses Taught
2018-19**


**Course Inventory College College of
Engineering
Course Department CVEN**



			Fall 2018		Spring 2019		Summer 2019		Total Sections	TSecs	Total Enrollment	Average Enrollment
			Sections	Enrollment	Sections	Enrollment	Sections	Enrollment				
CVEN 207	Intro Civil Engrg Profsn	College Station	2	200	1	73			2	2	273	136.500
CVEN 221	Engr Mechanics: Statics	College Station	5	187	1	89			5	5	276	55.200
CVEN 250	Intr Grphcs & Vislzn Ce Dsgn	College Station	5	135	4	138			5	5	273	54.600
CVEN 301	Environmental Engr	College Station	2	123	2	112			2	2	235	117.500
CVEN 302	Comp Appl Engr & Const	College Station	2	95	4	151	1	18	2	2	264	132.000
CVEN 303	Civil Engr Measurement	College Station	9	107	8	142			9	9	249	27.667
CVEN 305	Mechanics of Materials	College Station	5	241	6	533	2	95	5	5	869	173.800
		Qatar			2	44			2	2	44	22.000
CVEN 306	Materials Engr Cven Engr	College Station	2	100	2	110			2	2	210	105.000
CVEN 307	Transportation Eng	College Station	2	132	3	129			2	2	261	130.500
CVEN 311	Fluid Dynamics	College Station	4	151	4	115	1	23	4	4	289	72.250
CVEN 315	Senor Technology	College Station			5	49			5	5	49	9.800
CVEN 322	Civil Engr Systems	College Station	2	158	2	98	1	21	2	2	277	138.500
CVEN 339	Water Resources Engr	College Station	1	89	2	129	1	16	1	1	234	234.000
CVEN 342	Materials of Const	College Station	5	91	6	133			5	5	224	44.800
CVEN 343	Concrete Matls for Ce	College Station	2	20					2	2	20	10.000
CVEN 345	Th of Structures	College Station	4	229	2	77			4	4	306	76.500
CVEN 349	Cven Proj Mgmt	College Station	1	100	3	116	1	21	1	1	237	237.000
CVEN 363	Engr Mechanics: Dynamics	College Station	2	147	2	130			2	2	277	138.500
CVEN 365	Intro to Geotech Engr	College Station	7	118	7	112	2	24	7	7	254	36.286
CVEN 400	Design Problems in Cven	College Station	2	59	4	134			2	2	193	96.500
CVEN 402	Engr Environmental Sys	College Station	1	32					1	1	32	32.000
CVEN 403	Applied Cven Surveying	College Station					1	21	1	1	21	21.000
CVEN 405	Cons Mgmt Field Ops	College Station	1	37					1	1	37	37.000
CVEN 406	Env Protect Pub Health	College Station			1	31			1	1	31	31.000
CVEN 413	Natural Environ System	College Station			1	27			1	1	27	27.000
CVEN 418	Hwy Mtrls & Pvmnt Des	College Station			1	18			1	1	18	18.000
CVEN 423	Geomatics for Civil Eng	College Station	1	25	1	21			1	1	46	46.000
CVEN 424	Civ Engr Prof Practice	College Station	5	92	5	98	2	43	5	5	233	46.600
CVEN 435	Geotech Eng Design	College Station			1	4			1	1	4	4.000
CVEN 436	Case Hist in Geotech	College Station	1	2					1	1	2	2.000
CVEN 444	Struc Concrete Design	College Station	3	112	2	94			3	3	206	68.667
CVEN 445	Matrix Struct Analysis	College	2	20	1	16			2	2	36	18.000

**History of Courses Taught
2018-19**


**Course Inventory College College of
Engineering
Course Department CVEN**



			Fall 2018		Spring 2019		Summer 2019		Total Sections	TSecs	Total Enrollment	Average Enrollment
			Sections	Enrollment	Sections	Enrollment	Sections	Enrollment				
		Station										
CVEN 446	Struc Steel Design	College Station	2	78	3	125	1	17	2	2	220	110.000
CVEN 450	Autocad in Cven	College Station	1	15					1	1	15	15.000
CVEN 454	Urban Plan for Enginrs	College Station	1	34					1	1	34	34.000
CVEN 455	Urban Stormwater Mgmt	College Station			1	42			1	1	42	42.000
CVEN 456	Highway Design	College Station			1	22			1	1	22	22.000
CVEN 457	Urban Traffic Facil	College Station	1	16					1	1	16	16.000
CVEN 458	Hydraulic Engineer	College Station			1	43			1	1	43	43.000
CVEN 462	Engineering Hydrogeology	College Station	1	35					1	1	35	35.000
CVEN 463	Engineering Hydrology	College Station	1	41					1	1	41	41.000
CVEN 473	Engr Project Est & Plan	College Station	1	25	1	24			1	1	49	49.000
CVEN 483	Anly & Des of Struc	College Station	1	15	1	25			1	1	40	40.000
CVEN 485	Directed Studies	College Station					1	1	1	1	1	1.000
CVEN 489	Special Topics in	College Station	1	14					1	1	14	14.000
CVEN 491	Research	College Station	7	7	7	8	1	1	7	7	16	2.286
CVEN 601	Environ Engr Proc III	College Station	1	9					1	1	9	9.000
CVEN 602	Remote Sensing in Hydrology	College Station			1	10			1	1	10	10.000
CVEN 604	Engr Anly of Treat Systm	College Station			1	9			1	1	9	9.000
CVEN 607	Engr Aspts of Air Qual	College Station			1	8			1	1	8	8.000
CVEN 612	Tools for Pavement Design	College Station			1	10			1	1	10	10.000
CVEN 613	Micromech Civil Matrls	College Station	1	14					1	1	14	14.000
CVEN 614	Stab of Soil-Aggr Sys	College Station	1	11					1	1	11	11.000
CVEN 615	Struc Des of Pavements	College Station			1	10			1	1	10	10.000
CVEN 616	Systms Desgn Pavements	College Station			1	12			1	1	12	12.000
CVEN 617	Traffic Engr-Charac	College Station	1	18					1	1	18	18.000
CVEN 618	Traffic Engr-Oper	College Station			1	19			1	1	19	19.000
CVEN 619	Environ Engr Proc I	College Station	1	10					1	1	10	10.000
CVEN 620	Environ Engr Proc II	College Station	1	9					1	1	9	9.000
CVEN 621	Adv Rein Conc Des	College Station			1	18			1	1	18	18.000
CVEN 622	Properties of Concrete	College Station	2	7					2	2	7	3.500
CVEN 624	Infrastructure Engr	College Station	1	21					1	1	21	21.000
CVEN 627	Engr Surface Water Hydro	College Station	1	21					1	1	21	21.000
CVEN 628	Adv Hydraulic Engrg	College	1	17					1	1	17	17.000

**History of Courses Taught
2018-19**


**Course Inventory College College of
Engineering
Course Department CVEN**



			Fall 2018		Spring 2019		Summer 2019		Total Sections	TSecs	Total Enrollment	Average Enrollment
			Sections	Enrollment	Sections	Enrollment	Sections	Enrollment				
		Station										
CVEN 631	Sys Id & Nde of Strucs	College Station			1	17			1	1	17	17.000
CVEN 632	Trans Engr: Econ	College Station			1	22			1	1	22	22.000
CVEN 633	Adv Mechanics of Matls	College Station	1	46					1	1	46	46.000
CVEN 635	Street & Hwy Design	College Station	1	15					1	1	15	15.000
CVEN 638	Comp Intg Const Engr Sys	College Station	1	23					1	1	23	23.000
CVEN 639	Methods Impr Constr Engr	College Station			1	13			1	1	13	13.000
CVEN 641	Constr Eng Systems	College Station			1	16			1	1	16	16.000
CVEN 644	Project Risk Management	College Station			1	21			1	1	21	21.000
CVEN 645	Geotech Site Invest	College Station	1	22					1	1	22	22.000
CVEN 646	Foundation Expan Soils	College Station			1	9			1	1	9	9.000
CVEN 648	Adv Num Meth in Geotech	College Station	1	10					1	1	10	10.000
CVEN 649	Phys & Engr Prop Soil	College Station	2	19					2	2	19	9.500
CVEN 651	Geomechanics	College Station	1	19					1	1	19	19.000
CVEN 653	Bituminous Mat	College Station	1	14					1	1	14	14.000
CVEN 654	Stratgic Const Engr Mgmt	College Station	1	11					1	1	11	11.000
CVEN 655	Structural Reliability	College Station			1	19			1	1	19	19.000
CVEN 656	Bridge Engineering	College Station	1	26					1	1	26	26.000
CVEN 657	Dyn Loads & Struc Beh	College Station	1	48					1	1	48	48.000
CVEN 658	Cven Applications of Gis	College Station	1	12	1	13			1	1	25	25.000
CVEN 659	Beh & Des Steel Struct	College Station			1	47			1	1	47	47.000
CVEN 662	Experiment Method Cven	College Station	1	14					1	1	14	14.000
CVEN 664	Wtr Res Engr Plan & Mgmt	College Station	1	34					1	1	34	34.000
CVEN 665	Wat Resources Sys Engr	College Station			1	9			1	1	9	9.000
CVEN 666	Foundation Structures	College Station			1	12			1	1	12	12.000
CVEN 667	Slope Stblty & Ret Walls	College Station			1	16			1	1	16	16.000
CVEN 668	Adv Epc Project Develop	College Station	1	27					1	1	27	27.000
CVEN 671	Beh&Des Prestressed Conc	College Station	1	48					1	1	48	48.000
CVEN 672	Engr & Plan Urban Trans	College Station	1	20					1	1	20	20.000
CVEN 673	Transport Porous Media	College Station			1	18			1	1	18	18.000
CVEN 674	Groundwater Engineering	College Station			1	17			1	1	17	17.000
CVEN 675	Stochastic Hydrology	College Station	1	21					1	1	21	21.000
CVEN 679	Exp Fluid Mech Modeling	College	1	6					1	1	6	6.000

**History of Courses Taught
2018-19**

**Course Inventory College College of
Engineering
Course Department CVEN**



			Fall 2018		Spring 2019		Summer 2019		Total Sections	TSecs	Total Enrollment	Average Enrollment
			Sections	Enrollment	Sections	Enrollment	Sections	Enrollment				
		Station										
CVEN 681	Seminar	College Station	4	80	2	28			2	2	108	54.000
CVEN 684	Professional Internship	College Station	1	14	1	12	1	49	1	1	75	75.000
CVEN 685	Directed Studies	College Station	12	19	15	16	2	2	12	12	37	3.083
CVEN 686	Offsh & Coas Struct	College Station			1	9			1	1	9	9.000
CVEN 687	Foundation Engineering	College Station			1	16			1	1	16	16.000
CVEN 688	Comp Fluid Dynamics	College Station	1	18					1	1	18	18.000
CVEN 689	Special Topics in	College Station	2	22	4	38			2	2	60	30.000
CVEN 691	Research	College Station	58	191	56	195	41	96	58	58	482	8.310
CVEN 696	Urban Traffic Facilities	College Station	1	8					1	1	8	8.000
CVEN 699	Eng Risk Analysis	College Station	1	26					1	1	26	26.000
CVEN 710	Project Finance	College Station			1	23			1	1	23	23.000
CVEN 717	Engr Project Control	College Station	1	22					1	1	22	22.000
CVEN 750	Finite Element App Struct	College Station			1	34			1	1	34	34.000
CVEN 754	Adv Stret Design Studio	College Station			1	39			1	1	39	39.000
CVEN 766	Highway Design	College Station			1	4			1	1	4	4.000
Department Total			207	4,054	204	3,971	59	448	248	248	8,473	

**History of Courses Taught
2018-19**

**Course Inventory College College of
Engineering
Course Department ECEN**



			Fall 2018		Spring 2019		Summer 2019		Total Sections	TSecs	Total Enrollment	Average Enrollment
			Sections	Enrollment	Sections	Enrollment	Sections	Enrollment				
ECEN 214	Elec Circuit Theory	College Station	15	205	24	326	3	42	15	15	573	38.200
		Qatar			2	23	1	7	1	1	30	30.000
ECEN 215	Prin of Electrical Engr	College Station	15	375	22	625	3	43	15	15	1,043	69.533
		Qatar			2	28			2	2	28	14.000
ECEN 248	Intro to Dglt Sym Dsgn	College Station	23	338	16	232	2	24	16	16	594	37.125
		Qatar	3	52					3	3	52	17.333
ECEN 303	Random Signals & Systems	College Station	2	141	4	143	2	33	2	2	317	158.500
		Qatar			1	39			1	1	39	39.000
ECEN 314	Signals and Systems	College Station	4	223	3	176	2	47	3	3	446	148.667
		Qatar	2	37					2	2	37	18.500
ECEN 322	Elec & Magnetic Fields	College Station	4	140	3	137	1	23	4	4	300	75.000
		Qatar	1	35					1	1	35	35.000
ECEN 325	Electronics	Qatar	3	41			1	12	3	3	53	17.667
		College Station	7	227	18	245	3	33	18	18	505	28.056
ECEN 326	Electronic Circuits	College Station	2	29	2	29			2	2	58	29.000
ECEN 333	Interface Eng & Life Science	College Station			1	93			1	1	93	93.000
ECEN 338	Elecromech Ener Conv	Qatar			1	18			1	1	18	18.000
ECEN 350	Computer Arch & Design	College Station	13	192	16	225	4	58	13	13	475	36.538
		Qatar			3	51			3	3	51	17.000
ECEN 370	Elec Props of Matls	College Station	3	125	4	177	1	21	3	3	323	107.667
		Qatar			1	33			1	1	33	33.000
ECEN 403	Electrical Design Lab I	College Station	8	180	3	127			8	8	307	38.375
		Qatar	2	32					2	2	32	16.000
ECEN 404	Electrical Design Lab II	Qatar	1	3	2	33			1	1	36	36.000
		College Station	2	87	9	176			2	2	263	131.500
ECEN 410	Medical Imaging	Qatar			1	13			1	1	13	13.000
ECEN 411	Intro Mri and Mrs	College Station			6	33			6	6	33	5.500
ECEN 412	Ultrasound Imaging	College Station			2	47			2	2	47	23.500
ECEN 415	Phys Econ Op Sust Energy	College Station			2	65			2	2	65	32.500
ECEN 420	Linear Conrol Systems	College Station	3	140			2	52	3	3	192	64.000
		Qatar	1	31					1	1	31	31.000
ECEN 422	Control Engr & Design	College Station	1	15	1	23			1	1	38	38.000
ECEN 424	Fund of Networking	College Station	1	47	1	40			1	1	87	87.000
ECEN 425	Rf and Microwave Engineering	College Station	1	38					1	1	38	38.000
ECEN 434	Optimization for Ecen	College Station	1	31	1	57			1	1	88	88.000
ECEN 438	Power Electronics	Qatar	1	18					1	1	18	18.000
ECEN 440	Thin Film Tech & Device Appl	College Station			3	10			3	3	10	3.333
ECEN 441	Electronic Motor Drive	College Station			6	46			6	6	46	7.667

**History of Courses Taught
2018-19**


**Course Inventory College College of
Engineering
Course Department ECEN**



			Fall 2018		Spring 2019		Summer 2019		Total Sections	TSecs	Total Enrollment	Average Enrollment
			Sections	Enrollment	Sections	Enrollment	Sections	Enrollment				
ECEN 442	Dsp-Based Motion Control	College Station	6	51					6	6	51	8.500
ECEN 444	Digital Signal Process	College Station	1	18					1	1	18	18.000
		Qatar	2	19					2	2	19	9.500
ECEN 445	Appl Electromag Theory	College Station	1	35	1	24			1	1	59	59.000
ECEN 447	Digital Image Process	College Station	1	32					1	1	32	32.000
ECEN 449	Microprocsr Sys Dsgn	College Station	7	68	10	76			7	7	144	20.571
		Qatar			2	27			2	2	27	13.500
ECEN 451	Antenna Engineering	College Station	1	31					1	1	31	31.000
ECEN 454	Dig Integratedckt Des	College Station	18	142	11	93	2	25	18	18	260	14.444
ECEN 455	Digital Communications	Qatar	2	33					2	2	33	16.500
		College Station			2	26			2	2	26	13.000
ECEN 457	Operational Amplifiers	College Station	1	24					1	1	24	24.000
ECEN 459	Pwr Sypt Flt Anly & Prot	Qatar			1	7			1	1	7	7.000
		College Station	5	55					5	5	55	11.000
ECEN 460	Pwr Syst Oper & Control	College Station	8	93	6	71			8	8	164	20.500
ECEN 462	Optical Comm Systems	College Station			1	14			1	1	14	14.000
ECEN 463	Magnetic Resonance Engr	College Station	4	15					4	4	15	3.750
ECEN 464	Optical Engineering	College Station	1	30					1	1	30	30.000
ECEN 465	Experimental Optics	College Station	1	7					1	1	7	7.000
ECEN 468	Advanced Digital System Design	College Station			4	70			4	4	70	17.500
ECEN 469	Adv Computer Architec	College Station					1	15	1	1	15	15.000
ECEN 470	Laser Principles & App	College Station			1	25			1	1	25	25.000
ECEN 472	Microelect Circuit Fab	College Station	6	18					6	6	18	3.000
ECEN 473	Microelec Device Desgn	College Station			1	37			1	1	37	37.000
ECEN 474	Vlsi Circuit Design	College Station	2	4					2	2	4	2.000
ECEN 477	Photonics Fiber Optics	College Station			3	11			3	3	11	3.667
ECEN 478	Wireless Communication	Qatar			1	28			1	1	28	28.000
ECEN 484	Professional Internship	College Station					2	37	2	2	37	18.500
ECEN 485	Directed Studies	College Station					1	1	1	1	1	1.000
ECEN 489	Special Topics in	College Station	8	176	9	262			9	9	438	48.667
		Qatar	1	18	1	24	1	22	1	1	64	64.000
ECEN 491	Research	Qatar	1	1	2	2			1	1	3	3.000
		College Station	12	17	22	28	9	14	12	12	59	4.917
ECEN 600	Experimental Optics	College Station	1	8					1	1	8	8.000
ECEN 601	Math Methods Signal Process	College Station	1	43					1	1	43	43.000

**History of Courses Taught
2018-19**


**Course Inventory College College of
Engineering
Course Department ECEN**



			Fall 2018		Spring 2019		Summer 2019		Total Sections	TSecs	Total Enrollment	Average Enrollment
			Sections	Enrollment	Sections	Enrollment	Sections	Enrollment				
ECEN 602	Computer Comm & Net	College Station	1	45	2	16			1	1	61	61.000
ECEN 605	Linear Multivariable Systems	College Station	1	20					1	1	20	20.000
ECEN 607	Adv Analog Circuit Tech	College Station			2	15			2	2	15	7.500
ECEN 608	Modern Control	College Station	1	14					1	1	14	14.000
ECEN 609	Adaptive Control	College Station			1	16			1	1	16	16.000
ECEN 610	Mixed-Signal Interfaces	College Station			1	22			1	1	22	22.000
ECEN 615	El Pow Sys Anlys Meth	College Station	2	49					2	2	49	24.500
ECEN 619	Internet Protocol & Modl	College Station			1	65			1	1	65	65.000
ECEN 620	Network Theory	College Station	1	30					1	1	30	30.000
ECEN 628	Robust & Optimal Control	College Station			2	12			2	2	12	6.000
ECEN 629	Applied Convex Optimization	College Station			2	33			2	2	33	16.500
ECEN 630	Power Lectronic Systm	College Station			1	22			1	1	22	22.000
ECEN 635	Electromagnetic Theory	College Station	1	10					1	1	10	10.000
ECEN 638	Antennas & Propagation	College Station			1	19			1	1	19	19.000
ECEN 639	Microwave Circuits	College Station	1	10					1	1	10	10.000
ECEN 640	Thin Film Science & Tech	College Station			2	2			2	2	2	1.000
ECEN 641	Microwave Ic	College Station			1	9			1	1	9	9.000
ECEN 642	Digital Image Processing	College Station			1	19			1	1	19	19.000
ECEN 643	Elec Power Syst Reliab	College Station			1	31			1	1	31	31.000
ECEN 646	Probability for Info Science	College Station	1	25					1	1	25	25.000
ECEN 647	Information Theory	College Station			2	31			2	2	31	15.500
ECEN 649	Pattern Recognition	College Station	1	64	2	33			1	1	97	97.000
ECEN 651	Micro Cont of Dig Syst	College Station			2	24			2	2	24	12.000
ECEN 654	Vlsi Systems Design	College Station			2	32			2	2	32	16.000
ECEN 662	Estimation & Det Theor	College Station			1	6			1	1	6	6.000
ECEN 664	Nanotech Fabrication	College Station	1	36					1	1	36	36.000
ECEN 665	Integrated Cmos Rf Cirt	College Station	1	19					1	1	19	19.000
ECEN 671	Solid State Devices	College Station			1	7			1	1	7	7.000
ECEN 676	Adv Computer Architec	College Station	2	63					2	2	63	31.500
ECEN 679	Computer Relays	College Station			1	12			1	1	12	12.000
ECEN 681	Seminar	College Station	6	76	5	78			6	6	154	25.667
ECEN 683	Wireless Communications	College Station			1	5			1	1	5	5.000

History of Courses Taught 2018-19

Course Inventory College College of Engineering Course Department ECEN



			Fall 2018		Spring 2019		Summer 2019		Total Sections	TSecs	Total Enrollment	Average Enrollment
			Sections	Enrollment	Sections	Enrollment	Sections	Enrollment				
ECEN 684	Professional Internshp	College Station	19	65	9	37	40	146	19	19	248	13.053
ECEN 685	Directed Studies	College Station	9	10	9	10	5	5	9	9	25	2.778
ECEN 686	Electric & Hybrid Vehics	College Station	1	21					1	1	21	21.000
ECEN 688	Ic Mems and Sensor Fab	College Station	5	8					5	5	8	1.600
ECEN 689	Special Topics in	College Station	9	160	5	96			9	9	256	28.444
ECEN 691	Research	College Station	80	353	77	349	72	185	80	80	887	11.088
ECEN 694	Nanobiotechnology	College Station			1	30			1	1	30	30.000
ECEN 704	Vlsi Circuit Design	College Station	4	29					4	4	29	7.250
ECEN 714	Digital Integrated Circuit Des	College Station	17	75	7	23			17	17	98	5.765
ECEN 715	Phys Econ Op Sust Energy	College Station			2	21			2	2	21	10.500
ECEN 720	High Speed Links Circuit	College Station			2	21			2	2	21	10.500
ECEN 741	Electronic Motor Drives	College Station			6	11			6	6	11	1.833
ECEN 742	Dsp Based Motion Control	College Station	6	11					6	6	11	1.833
ECEN 749	Microprocessor Systems Design	College Station	6	18	10	37			6	6	55	9.167
ECEN 751	Comp Method Int Sys Dsgn	College Station	1	19					1	1	19	19.000
ECEN 753	Theory Appl Netwrk Coding	College Station	1	15					1	1	15	15.000
ECEN 754	Optimization for Ecen	College Station	1	44					1	1	44	44.000
ECEN 755	Stochastic Systems	College Station			1	88			1	1	88	88.000
ECEN 756	Game Theory	College Station			1	31			1	1	31	31.000
ECEN 758	Data Mining & Analysis	College Station	1	77					1	1	77	77.000
ECEN 759	Hardware Security	College Station	1	6					1	1	6	6.000
ECEN 760	Intro Prob Graphical Mdl	College Station	2	29					2	2	29	14.500
ECEN 763	Magnetic Resonance Engr	College Station	1	1					1	1	1	1.000
ECEN 765	Mach Learn With Networks	College Station	1	44					1	1	44	44.000
ECEN 766	Alg Struct Bioinformatics	College Station	1	7					1	1	7	7.000
ECEN 769	Materials Informatics	College Station	1	10					1	1	10	10.000
ECEN 771	Fluctuat & Noise Electr	College Station	1	30					1	1	30	30.000
ECEN 772	Intro Microelectromech	College Station	1	26					1	1	26	26.000
ECEN 774	Laser Principles & Appl	College Station	1	4					1	1	4	4.000
ECEN 777	Photonics Fiber Optics	College Station			2	4			2	2	4	2.000
Department Total			400	5,243	405	5,362	158	845	495	495	11,450	

**History of Courses Taught
2018-19**

**Course Inventory College College of
Engineering
Course Department ETID**



			Fall 2018		Spring 2019		Summer 2019		Total Sections	TSecs	Total Enrollment	Average Enrollment
			Sections	Enrollment	Sections	Enrollment	Sections	Enrollment				
ENTC 484	Professional Internship	College Station					1	2	1	1	2	2.000
ENTC 485	Directed Studies	College Station			2	2			2	2	2	1.000
ENTC 491	Research	College Station	3	4	3	3	2	10	3	3	17	5.667
ESET 210	Circuit Analysis	College Station	9	152	8	128			9	9	280	31.111
ESET 211	Pwr Sys & Circuit App	College Station	3	50	3	56			3	3	106	35.333
ESET 219	Digital Electronics	College Station	9	159	5	97	1	20	9	9	276	30.667
ESET 269	Embedded Sys Dev in C	College Station	7	122	8	123			7	7	245	35.000
ESET 315	Local Metro Area Network	College Station	3	44	4	58			3	3	102	34.000
ESET 319	Engineering Leadership	College Station	2	34	3	51			2	2	85	42.500
ESET 329	Six Sigma & Appl Stat	College Station	2	37	2	44			2	2	81	40.500
ESET 333	Product Development	College Station	2	38	3	46			2	2	84	42.000
ESET 349	Microcontroller Arch	College Station	3	58	6	100			6	6	158	26.333
ESET 350	Analog Electronics	College Station	4	63	5	98			4	4	161	40.250
ESET 352	Electronics Test I	College Station	2	27	3	39			2	2	66	33.000
ESET 355	Emag & High Freq Systems	College Station	2	34	3	41			2	2	75	37.500
ESET 359	Elec Instrumentation	College Station	2	31	4	52			2	2	83	41.500
ESET 369	Embedded Systems Softwar	College Station	3	49	4	53			3	3	102	34.000
ESET 415	Adv Network Sys & Secur	College Station	2	33	3	39			2	2	72	36.000
ESET 419	Engr Tech Capstone I	College Station	2	45	2	28			2	2	73	36.500
ESET 420	Engr Tech Capstone II	College Station	2	34	3	45			2	2	79	39.500
ESET 444	Bldg Energy Mgmt Systems	College Station	3	43	3	33			3	3	76	25.333
ESET 453	Validation & Verification	College Station	2	23	2	24			2	2	47	23.500
ESET 455	Wireless Trnsmission Sys	College Station	3	43	2	34			3	3	77	25.667
ESET 462	Control Systems	College Station	3	36	3	42			3	3	78	26.000
ESET 469	Embed Realtime Software Devl	College Station			1	14			1	1	14	14.000
ESET 685	Directed Studies	College Station			2	3			2	2	3	1.500
ESET 691	Research	College Station			1	2			1	1	2	2.000
IDIS 240	Intro to Indstrl Distb	College Station	4	251	4	187			4	4	438	109.500
IDIS 300	Industrial Electricity	College Station	12	241	12	211	3	55	12	12	507	42.250
IDIS 330	Sales Engineering	College Station	3	223	4	174			4	4	397	99.250
IDIS 340	Mfgr Distr Relations	College Station	3	194	4	181			3	3	375	125.000
IDIS 343	Distribution Logistics	College Station	3	187	4	200	1	50	3	3	437	145.667

**History of Courses Taught
2018-19**

**Course Inventory College College of
Engineering
Course Department ETID**



			Fall 2018		Spring 2019		Summer 2019		Total Sections	TSecs	Total Enrollment	Average Enrollment
			Sections	Enrollment	Sections	Enrollment	Sections	Enrollment				
IDIS 344	Dist Info & Ctrl Sys	College Station	6	197	6	186			6	6	383	63.833
IDIS 400	Industrial Automation	College Station	11	170	11	180	2	28	11	11	378	34.364
IDIS 424	Purch Appl in Dist	College Station	3	221	3	214			3	3	435	145.000
IDIS 433	Industrial Sales Force Devel	College Station	3	180	4	184			3	3	364	121.333
IDIS 434	Quality Pres in Distrib	College Station	3	207	3	188			3	3	395	131.667
IDIS 444	Ethics & Ldrshp in Dist	College Station	3	140	4	183			3	3	323	107.667
IDIS 450	Analytics for Dist Operation	College Station	2	98	3	139			2	2	237	118.500
IDIS 464	Dist Oper Finance Mgmt	College Station	4	207	4	145			4	4	352	88.000
IDIS 484	Professional Internship	College Station					1	1	1	1	1	1.000
IDIS 489	Special Topics in	College Station					1	27	1	1	27	27.000
IDIS 611	Current Issues in Id	College Station	3	46					3	3	46	15.333
IDIS 614	Indust Distr Networks	College Station			3	44			3	3	44	14.667
IDIS 621	Indust Distr Process I	College Station	3	51					3	3	51	17.000
IDIS 622	Indust Distr Process II	College Station			6	48			6	6	48	8.000
IDIS 624	Strat Relat Indust Distr	College Station	3	45					3	3	45	15.000
IDIS 634	Quality Concepts in Id	College Station			3	43			3	3	43	14.333
IDIS 644	Id Info Tech Mgmt	College Station	3	45					3	3	45	15.000
IDIS 655	Global Distribution	College Station	3	54					3	3	54	18.000
IDIS 664	Dist Profit Analysis	College Station	3	54					3	3	54	18.000
IDIS 674	Indust Distr Enterprise	College Station			3	54			3	3	54	18.000
IDIS 693	Professional Study	College Station					1	1	1	1	1	1.000
MMET 105	Engineering Graphics	College Station	5	97	4	72			4	4	169	42.250
MMET 181	Manuf & Assem Proc I	College Station	13	197	12	197	4	37	13	13	431	33.154
MMET 201	Manufacturing and Materials	College Station	12	180	15	235			15	15	415	27.667
MMET 206	Nonmetallic Materials	College Station	9	137	6	96			9	9	233	25.889
MMET 207	Metallic Materials	College Station	13	195	10	160			13	13	355	27.308
MMET 275	Mechanics for Tech	College Station	2	130	2	102	1	37	2	2	269	134.500
MMET 281	Manuf & Assem Proc II	College Station	4	62	5	65			4	4	127	31.750
MMET 301	Mech Power Transmission	College Station	12	170	11	174	3	26	12	12	370	30.833
MMET 303	Fluid Mech & Power	College Station	5	74	5	80			5	5	154	30.800
MMET 307	Computer Design Graphics	College Station	2	34	1	40			2	2	74	37.000
MMET 313	Ind Welding Processes	College Station			2	32			2	2	32	16.000

**History of Courses Taught
2018-19**

**Course Inventory College College of
Engineering
Course Department ETID**



			Fall 2018		Spring 2019		Summer 2019		Total Sections	TSecs	Total Enrollment	Average Enrollment
			Sections	Enrollment	Sections	Enrollment	Sections	Enrollment				
MMET 320	Quality Assurance	College Station	4	64	4	61			4	4	125	31.250
MMET 361	Prod Desgn & Solid Model	College Station	4	65	4	60			4	4	125	31.250
MMET 363	Mechanical Design App I	College Station	1	69	1	71			1	1	140	140.000
MMET 370	Thermo for Technologis	College Station	4	64	4	64			4	4	128	32.000
MMET 376	Strength of Materials	College Station	6	86	10	133			10	10	219	21.900
MMET 380	Computer-Aided Mfg	College Station	4	62	4	61			4	4	123	30.750
MMET 383	Mfg Information Systems	College Station	4	48	4	56			4	4	104	26.000
MMET 401	Fluid Power Transmission	College Station	12	161	12	149	3	50	12	12	360	30.000
MMET 402	Insp Meth & Procedures	College Station	4	53	5	51			4	4	104	26.000
MMET 410	Mfg Automation & Robot	College Station	5	59	4	45			5	5	104	20.800
MMET 412	Production Inv Planng	College Station	3	48	4	51			3	3	99	33.000
MMET 422	Mfg Techn Projects	College Station	1	40	2	50			1	1	90	90.000
MMET 429	Mgmt People & Projects	College Station	1	51	1	49			1	1	100	100.000
MMET 463	Mechanical Design App II	College Station	1	47	1	55			1	1	102	102.000
MMET 689	Special Topics in	College Station			1	1			1	1	1	1.000
MMET 691	Research	College Station			1	1			1	1	1	1.000
MXET 300	Mechatronics I	College Station			1	18			1	1	18	18.000
MXET 375	Applied Dynamic Systems	College Station	1	15	1	23			1	1	38	38.000
TCMT 610	Engr Personal Leadership	College Station	2	46					2	2	46	23.000
TCMT 611	Financial Decision Making	College Station	2	46					2	2	46	23.000
TCMT 612	Technical Mgmt Decision Making	College Station	2	46					2	2	46	23.000
TCMT 621	Technical Project Management	College Station			2	45			2	2	45	22.500
TCMT 642	Managing Technical Teams	College Station			2	45			2	2	45	22.500
Department Total			289	6,316	310	6,158	24	344	333	333	12,818	

History of Courses Taught 2018-19

Course Inventory College College of Engineering Course Department ISEN




			Fall 2018		Spring 2019		Summer 2019		Total Sections	TSecs	Total Enrollment	Average Enrollment
			Sections	Enrollment	Sections	Enrollment	Sections	Enrollment				
ISEN 210	Fundamentals of Ie Design	College Station	4	158	3	114			4	4	272	68.000
ISEN 230	Informatics for Industrial Eng	College Station	1	76	2	147	1	26	1	1	249	249.000
ISEN 289	Special Topics in	College Station	1	27					1	1	27	27.000
ISEN 302	Econ Anly Engr Project	College Station	4	329	4	367	1	52	4	4	748	187.000
		Qatar	1	12	1	31			1	1	43	43.000
ISEN 310	Uncertainty Modeling for Ie	College Station	3	95	2	79	1	22	3	3	196	65.333
ISEN 320	Operations Research I	College Station	2	118	2	113	1	18	2	2	249	124.500
ISEN 330	Human Systems Interaction	College Station	3	123	2	77			3	3	200	66.667
ISEN 340	Operations Research II	College Station	1	95	2	114			1	1	209	209.000
ISEN 350	Quality Engineering	College Station	2	80	2	98			2	2	178	89.000
ISEN 355	System Simulation	College Station	2	78	3	73			3	3	151	50.333
ISEN 370	Production Systems Engr	College Station	2	65	2	74	1	64	2	2	203	101.500
ISEN 405	Facilities Design and Mtl Hand	College Station	1	75	1	73			1	1	148	148.000
ISEN 413	Advanced Data Analytics	College Station	1	48	1	38			1	1	86	86.000
ISEN 414	Total Quality Engr	College Station	1	41					1	1	41	41.000
ISEN 434	Human Error & Resil Sys Desg	College Station	2	57	2	80			2	2	137	68.500
ISEN 440	Systems Thinking	College Station			1	32	1	22	1	1	54	54.000
ISEN 442	Organizational Systems	College Station	1	73	2	96			1	1	169	169.000
ISEN 453	Manufacturing Operations	College Station	1	29	1	6			1	1	35	35.000
ISEN 460	Capstone Senior Design	College Station	2	92	2	99			2	2	191	95.500
ISEN 485	Directed Studies	College Station	4	6	2	3	3	8	4	4	17	4.250
ISEN 489	Special Topics in	College Station	1	43	4	109			1	1	152	152.000
ISEN 491	Research	College Station	5	9	5	8	4	5	5	5	22	4.400
ISEN 601	Loca Log of Indus Faci	College Station	2	16					2	2	16	8.000
ISEN 608	Indus Case Analysis	College Station	2	19					2	2	19	9.500
ISEN 609	Prob Engr Decisions	College Station	1	47	1	10			1	1	57	57.000
ISEN 613	Engr Data Analysis	College Station	3	149	2	55			3	3	204	68.000
ISEN 614	Advan Quality Control	College Station	2	70	2	43			2	2	113	56.500
ISEN 615	Prod & Inven Control	College Station	2	71	2	65	1	6	2	2	142	71.000
ISEN 616	Des & Anly Ind Exper	College Station	2	30	1	47			1	1	77	77.000
ISEN 619	Analysis & Prediction	College Station			1	17			1	1	17	17.000
ISEN 620	Survey Optimization	College Station	2	46	2	56	1	3	2	2	105	52.500
ISEN 622	Linear Programming	College	1	37					1	1	37	37.000

* College and Department are as defined in the Approved Course Inventory posted at <http://dars.tamu.edu/Data-and-Reports/Course#approved>

**History of Courses Taught
2018-19**

**Course Inventory College College of
Engineering
Course Department ISEN**



			Fall 2018		Spring 2019		Summer 2019		Total Sections	TSecs	Total Enrollment	Average Enrollment
			Sections	Enrollment	Sections	Enrollment	Sections	Enrollment				
		Station										
ISEN 623	Non-Linear & Dyn Prog	College Station	1	4	1	41			1	1	45	45.000
ISEN 625	Simulatn Methods & App	College Station	2	32	2	57			2	2	89	44.500
ISEN 627	Engr Anlys for Dec Mak	College Station			1	19			1	1	19	19.000
ISEN 630	Hum Oper in Complx Sys	College Station	2	30			1	18	2	2	48	24.000
ISEN 631	Cognitive Systems Engr	College Station			2	43			2	2	43	21.500
ISEN 635	Human Infor Processing	College Station			1	37			1	1	37	37.000
ISEN 640	Sys Thinking Analysis	College Station	2	13	1	7	1	7	1	1	27	27.000
ISEN 641	Systems Engr Methods	College Station			2	9			2	2	9	4.500
ISEN 645	Lean Thinkng & Lean Mfg	College Station	2	75	1	25			2	2	100	50.000
ISEN 659	Modeling Mfg Systems	College Station			1	3			1	1	3	3.000
ISEN 660	Quant Risk Analysis	College Station	1	24					1	1	24	24.000
ISEN 663	Mgmt Control Systems	College Station	2	15					2	2	15	7.500
ISEN 667	Engineering Economy	College Station	2	36	2	75	1	15	2	2	126	63.000
		Qatar	1	18					1	1	18	18.000
ISEN 668	Integer Programming	College Station	1	16					1	1	16	16.000
ISEN 669	Sw Tools Stoch Dec Anly	College Station			2	17			2	2	17	8.500
ISEN 681	Seminar	College Station	1	15	1	16			1	1	31	31.000
ISEN 684	Professional Internshp	College Station	1	47	1	38	4	65	1	1	150	150.000
ISEN 685	Directed Studies	College Station	4	7	6	12	3	3	4	4	22	5.500
ISEN 689	Special Topics in	College Station	3	38	3	24			3	3	62	20.667
ISEN 691	Research	College Station	22	69	24	75	25	57	22	22	201	9.136
ISEN 692	Professional Study	College Station	4	4	3	4	2	3	4	4	11	2.750
Department Total			113	2,657	111	2,626	52	394	123	123	5,677	

**History of Courses Taught
2018-19**


**Course Inventory College College of
Engineering
Course Department MEEN**



			Fall 2018		Spring 2019		Summer 2019		Total Sections	TSecs	Total Enrollment	Average Enrollment
			Sections	Enrollment	Sections	Enrollment	Sections	Enrollment				
MEEN 210	Geometric Modeling	College Station	6	282	4	141			4	4	423	105.750
		Qatar	2	36			1	7	2	2	43	21.500
MEEN 221	Statics & Particle Dynam	College Station	10	419	4	343	2	120	10	10	882	88.200
		Qatar	2	31	1	11			2	2	42	21.000
MEEN 222	Materials Science	College Station	6	333	5	175	1	32	6	6	540	90.000
		Qatar	2	31					2	2	31	15.500
MEEN 225	Engineering Mechanics	Qatar	2	31					2	2	31	15.500
		College Station	6	393	2	49	1	1	6	6	443	73.833
MEEN 260	Mechanical Measurements	Qatar			3	29			3	3	29	9.667
		College Station	10	127	13	334			13	13	461	35.462
MEEN 285	Directed Studies	College Station	1	8	1	8			1	1	16	16.000
MEEN 289	Special Topics in	College Station	1	67	1	14			1	1	81	81.000
MEEN 291	Research	College Station	1	2	1	1			1	1	3	3.000
MEEN 315	Prin of Thermodynamics	College Station	3	169	8	468	2	73	3	3	710	236.667
		Qatar			2	36	1	14	1	1	50	50.000
MEEN 344	Fluid Mechanics	College Station	4	333	2	133	1	45	4	4	511	127.750
		Qatar	2	36	1	5			2	2	41	20.500
MEEN 345	Fluid Mechanics Lab	Qatar	3	35					3	3	35	11.667
		College Station	13	264	8	131	1	14	13	13	409	31.462
MEEN 357	Engr Analysis for Mech	Qatar	2	30					2	2	30	15.000
		College Station	6	341	2	98	1	19	6	6	458	76.333
MEEN 360	Mtls & Mfg Select in Dsn	College Station	5	247	3	177			5	5	424	84.800
		Qatar	1	32					1	1	32	32.000
MEEN 361	Mtls & Mfg in Design Lab	College Station	13	249	9	175			13	13	424	32.615
		Qatar	4	32					4	4	32	8.000
MEEN 363	Dynamics and Vibrations	Qatar	2	33					2	2	33	16.500
		College Station	5	324	2	123			5	5	447	89.400
MEEN 364	Dynamic Syst and Control	College Station	7	145	15	287	2	30	15	15	462	30.800
		Qatar			3	31			3	3	31	10.333
MEEN 368	Solid Mech in Mec Design	College Station	3	134	4	292	2	33	3	3	459	153.000
		Qatar			1	34			1	1	34	34.000
MEEN 381	Seminar	Qatar			1	37			1	1	37	37.000
		College Station	9	209	9	206			9	9	415	46.111
MEEN 401	Intro to Mech Engr Desgn	College Station	10	240	7	155	1	22	10	10	417	41.700
		Qatar	2	23					2	2	23	11.500
MEEN 402	Intermediate Design	College Station	5	111	10	241	1	36	5	5	388	77.600
		Qatar			2	23			2	2	23	11.500
MEEN 404	Engineering Laboratory	College Station	9	220	7	164	1	30	9	9	414	46.000
		Qatar	2	24					2	2	24	12.000

**History of Courses Taught
2018-19**

**Course Inventory College College of
Engineering
Course Department MEEN**



			Fall 2018		Spring 2019		Summer 2019		Total Sections	TSecs	Total Enrollment	Average Enrollment
			Sections	Enrollment	Sections	Enrollment	Sections	Enrollment				
MEEN 406	Energy Management in Industry	College Station			1	8	1	4	1	1	12	12.000
MEEN 408	Mech Robotic Manipulators	College Station	1	24					1	1	24	24.000
MEEN 410	Int Comb Engines	College Station			1	32			1	1	32	32.000
MEEN 421	Thermo Fluid Anly & Desn	College Station	2	139	2	189			2	2	328	164.000
		Qatar	1	3					1	1	3	3.000
MEEN 431	Adv Syst Dynamic & Cntrl	College Station	1	60	1	54			1	1	114	114.000
		Qatar	1	23					1	1	23	23.000
MEEN 432	Automotive Engr	College Station	1	16					1	1	16	16.000
MEEN 433	Mechatronics	Qatar	1	5					1	1	5	5.000
		College Station	1	14					1	1	14	14.000
MEEN 434	Dyn & Mod Mechtro Sys	College Station	1	2					1	1	2	2.000
MEEN 436	Prin Heat Vent & a/C	College Station			1	100			1	1	100	100.000
MEEN 437	Prin Bldg Energy Anly	Qatar	1	24					1	1	24	24.000
		College Station	1	97					1	1	97	97.000
MEEN 439	Solar Energy Engineering	College Station			1	39			1	1	39	39.000
MEEN 440	Bio Inspired Engr Design	College Station	1	59					1	1	59	59.000
MEEN 441	Desn Mech Comp & Systm	College Station	1	15	1	24			1	1	39	39.000
		Qatar			1	8			1	1	8	8.000
MEEN 442	Computer Aided Engr	College Station	2	65	2	62	1	20	2	2	147	73.500
MEEN 444	Fin Elmt Anl Mech Engr	College Station			1	19			1	1	19	19.000
		Qatar			1	15			1	1	15	15.000
MEEN 445	Mechanics of Compliant Matls	College Station	2	11					2	2	11	5.500
MEEN 451	Viscoelastic Materials	College Station			1	4			1	1	4	4.000
MEEN 453	Add & Sub Proc Cust Mftg	College Station			1	23			1	1	23	23.000
MEEN 454	Tribology-Mech Interface Desgn	College Station	1	3					1	1	3	3.000
MEEN 458	Fund Polymer Process	College Station	1	58					1	1	58	58.000
MEEN 459	Sound & Vibration Measur	College Station			1	8			1	1	8	8.000
MEEN 461	Heat Transfer	College Station	3	162	4	327	2	83	2	2	572	286.000
		Qatar			2	36	1	3	1	1	39	39.000
MEEN 463	Cogeneration Systems	College Station			1	4			1	1	4	4.000
MEEN 464	Heat Transfer Lab	College Station	11	154	14	220	2	17	11	11	391	35.545
		Qatar			4	34			4	4	34	8.500
MEEN 467	Mech Behavior of Matls	College Station			1	34			1	1	34	34.000
MEEN 469	Alternative Energy Conversion	College Station	1	59					1	1	59	59.000
MEEN 472	Gas Dynamics	College Station	1	20					1	1	20	20.000

**History of Courses Taught
2018-19**

**Course Inventory College College of
Engineering
Course Department MEEN**



			Fall 2018		Spring 2019		Summer 2019		Total Sections	TSecs	Total Enrollment	Average Enrollment
			Sections	Enrollment	Sections	Enrollment	Sections	Enrollment				
MEEN 475	Materials in Design	College Station	3	194	2	193	2	30	3	3	417	139.000
		Qatar			1	22			1	1	22	22.000
MEEN 477	Air Pollution Engineerin	College Station	1	11					1	1	11	11.000
MEEN 485	Directed Studies	Qatar			1	2			1	1	2	2.000
		College Station	1	1	3	3	5	10	3	3	14	4.667
MEEN 489	Special Topics in	College Station	1	29	2	41			1	1	70	70.000
MEEN 491	Research	College Station	16	26	18	25	4	4	16	16	55	3.438
		Qatar			2	3			2	2	3	1.500
MEEN 601	Advanced Product Design	College Station	2	51					2	2	51	25.500
MEEN 602	Modeling and Analysis Mech Sys	College Station	3	104	2	35			2	2	139	69.500
MEEN 603	Theory of Elasticity	College Station	1	21					1	1	21	21.000
MEEN 605	Gas Dynamics	College Station	2	23					2	2	23	11.500
MEEN 607	Polymer Physical Propert	College Station			1	21			1	1	21	21.000
MEEN 608	Continuum Mechanics	College Station			1	8			1	1	8	8.000
MEEN 611	Advanced Internal Comb Engines	College Station			2	11			2	2	11	5.500
MEEN 612	Mech of Robot Manip	College Station	1	21					1	1	21	21.000
MEEN 613	Engineering Dynamics	College Station	2	22					2	2	22	11.000
MEEN 615	Adv Engr Thermo	College Station	2	32					2	2	32	16.000
MEEN 617	Mechanical Vibration	College Station			2	30			2	2	30	15.000
MEEN 621	Fluid Mechanics	College Station	1	25	1	11			1	1	36	36.000
MEEN 625	Mech Behavior Materials	College Station			1	12			1	1	12	12.000
MEEN 626	Lubrication Theory	College Station	1	11					1	1	11	11.000
MEEN 630	Intermed Heat Transfer	College Station	1	38	1	18			1	1	56	56.000
MEEN 632	Adv Computer-Aided Engr	College Station	2	27	2	32	1	15	2	2	74	37.000
MEEN 633	Combustion Science	College Station			2	35			2	2	35	17.500
MEEN 634	Mechatron Sys Dyn&Mod	College Station	1	24					1	1	24	24.000
MEEN 637	Turbulence Measu Analy	College Station			1	13			1	1	13	13.000
MEEN 639	Dynamics Rotating Mach	College Station			1	12			1	1	12	12.000
MEEN 644	Num Heat Tran&Fel Flow	College Station			1	18			1	1	18	18.000
MEEN 645	Mechanics of Compliant Matls	College Station	1	23					1	1	23	23.000
MEEN 651	Control System Design	College Station	2	45					2	2	45	22.500
MEEN 652	Mult Control Sys Desgn	College Station			1	27			1	1	27	27.000
MEEN 654	Tribology-Mech Interface Desgn	College Station	1	14					1	1	14	14.000

**History of Courses Taught
2018-19**

**Course Inventory College College of
Engineering
Course Department MEEN**



			Fall 2018		Spring 2019		Summer 2019		Total Sections	TSecs	Total Enrollment	Average Enrollment
			Sections	Enrollment	Sections	Enrollment	Sections	Enrollment				
MEEN 655	Design of Non Lin Con Sy	College Station			1	16			1	1	16	16.000
MEEN 657	Vsco-Elsty Sol & Strc I	College Station			1	12			1	1	12	12.000
MEEN 659	Sound & Vibration Measurement	College Station			1	10			1	1	10	10.000
MEEN 662	Energy Mgmt Industry	College Station					1	10	1	1	10	10.000
MEEN 663	Cogeneration Systems	College Station			1	21			1	1	21	21.000
MEEN 665	Appl of Energy Mgmt	College Station	1	13					1	1	13	13.000
MEEN 667	Mechatronics	Qatar	1	1					1	1	1	1.000
		College Station	1	16					1	1	16	16.000
MEEN 668	Rotordynamics	College Station	1	8					1	1	8	8.000
MEEN 669	Alternative Energy Conversion	College Station	1	40					1	1	40	40.000
MEEN 672	Intro Finite Elements	College Station	1	37					1	1	37	37.000
MEEN 673	Nonlin Fin Elem Method	College Station			1	15			1	1	15	15.000
MEEN 681	Seminar	College Station	1	77	1	86			1	1	163	163.000
MEEN 683	Multidis Sys Anly Desn Optim	College Station			1	45			1	1	45	45.000
MEEN 684	Professional Internshp	College Station	9	16	9	17	22	49	9	9	82	9.111
MEEN 685	Directed Studies	College Station	8	11	12	17			12	12	28	2.333
MEEN 687	Addtv Subtr Process Cust Mfg	College Station			1	24			1	1	24	24.000
MEEN 688	Advanced Solid Mechanics	College Station			1	14			1	1	14	14.000
MEEN 689	Special Topics in	College Station	3	22	3	29			3	3	51	17.000
MEEN 691	Research	College Station	82	324	79	339	84	222	82	82	885	10.793
Department Total			349	7,311	333	6,378	144	943	416	416	14,632	

**History of Courses Taught
2018-19**


**Course Inventory College College of
Engineering
Course Department MSEN**



			Fall 2018		Spring 2019		Summer 2019		Total Sections	TSecs	Total Enrollment	Average Enrollment
			Sections	Enrollment	Sections	Enrollment	Sections	Enrollment				
MSEN 201	Fund Matls Sci and Eng	College Station	1	45					1	1	45	45.000
MSEN 205	Materials in Society	College Station	2	45					2	2	45	22.500
MSEN 210	Thermodynamics Materials	College Station			2	47			2	2	47	23.500
MSEN 222	Material Science	College Station	7	236	5	107	1	17	1	1	360	360.000
MSEN 250	Soft Matter	College Station			2	40			2	2	40	20.000
MSEN 260	Structure of Materials	College Station			1	69			1	1	69	69.000
MSEN 281	Materials Seminar	College Station			1	49			1	1	49	49.000
MSEN 301	Unified Matls Lab I	College Station			6	46			6	6	46	7.667
MSEN 320	Deform & Fail Mech Eng Matls	College Station	1	11					1	1	11	11.000
MSEN 440	Matls Electrochem Corrosion	College Station	1	5					1	1	5	5.000
MSEN 446	Corrosion Prev Ctrl Methods	College Station	1	2					1	1	2	2.000
MSEN 484	Internship	College Station					1	1	1	1	1	1.000
MSEN 489	Special Topics in	College Station			1	7			1	1	7	7.000
MSEN 491	Research	College Station	7	10	4	4	3	12	7	7	26	3.714
MSEN 601	Fndmtl Matls Science Eng	College Station	1	34	1	16			1	1	50	50.000
MSEN 602	Physics of Materials	College Station			1	33			1	1	33	33.000
MSEN 603	Fndmtl Soft & Biomaterls	College Station	1	41					1	1	41	41.000
MSEN 605	Field Theories Matl Science	College Station			1	5			1	1	5	5.000
MSEN 614	Fundamental Sem/Esem	College Station	1	16					1	1	16	16.000
MSEN 618	Composites Processing	College Station			1	11			1	1	11	11.000
MSEN 619	Matl Model Phase Trans	College Station			1	9			1	1	9	9.000
MSEN 620	Kinetic Process Mat Sci	College Station			1	41			1	1	41	41.000
MSEN 625	Mech Behavior Materials	College Station			1	20			1	1	20	20.000
MSEN 626	Polymer Laboratories	College Station	1	12					1	1	12	12.000
MSEN 634	Nanoscale Phenomena Polymr Sys	College Station			1	10			1	1	10	10.000
MSEN 640	Thermodynamics Mtrls Sci	College Station	1	46					1	1	46	46.000
MSEN 643	Matls Electrochem Corrosion	College Station	1	13					1	1	13	13.000
MSEN 644	Corrosion Electrochem Lab	College Station			1	15			1	1	15	15.000
MSEN 646	Corrosion Prev Ctrl Methods	College Station	1	7					1	1	7	7.000
MSEN 655	Materials Design Studio	College Station			1	16			1	1	16	16.000
MSEN 657	Summer Sch Comp Matls Sci	College Station					1	13	1	1	13	13.000
MSEN 660	Materials Informatics	College Station	1	17					1	1	17	17.000

**History of Courses Taught
2018-19**


**Course Inventory College College of
Engineering
Course Department MSEN**



			Fall 2018		Spring 2019		Summer 2019		Total Sections	TSecs	Total Enrollment	Average Enrollment
			Sections	Enrollment	Sections	Enrollment	Sections	Enrollment				
MSEN 670	Compl Mtrls Sci Eng	College Station	1	10					1	1	10	10.000
MSEN 681	Seminar	College Station	1	55	1	45			1	1	100	100.000
MSEN 684	Professional Internship	College Station	1	1	2	2	7	9	1	1	12	12.000
MSEN 685	Directed Studies	College Station	1	1	5	6	4	4	1	1	11	11.000
MSEN 689	Special Topics in	College Station			1	14			1	1	14	14.000
MSEN 691	Research	College Station	41	136	41	142	37	106	41	41	384	9.366
Department Total			73	743	82	754	54	162	92	92	1,659	

History of Courses Taught 2018-19

Course Inventory College College of Engineering Course Department NUEN




			Fall 2018		Spring 2019		Summer 2019		Total Sections	TSecs	Total Enrollment	Average Enrollment
			Sections	Enrollment	Sections	Enrollment	Sections	Enrollment				
NUEN 101	Principles of Nuen	College Station	2	71	1	37			1	1	108	108.000
NUEN 201	Intro to Nuen I	College Station	2	67	1	30			2	2	97	48.500
NUEN 265	Matl Sci Nuclear Energy	College Station	2	60	2	31			2	2	91	45.500
NUEN 301	Nuclear Reactor Theory	College Station	4	99					4	4	99	24.750
NUEN 302	Intro to Nuen II	College Station			3	55	1	28	3	3	83	27.667
NUEN 303	Nuen Det Iso Tech Lab	College Station			4	78			4	4	78	19.500
NUEN 304	Nuclear Reactor Analysis	College Station			3	93			3	3	93	31.000
NUEN 309	Radiological Safety	College Station	3	81					3	3	81	27.000
NUEN 405	Nuen Experiments	College Station	7	86					7	7	86	12.286
NUEN 406	Nuc Engr Sys and Des	College Station	1	82					1	1	82	82.000
NUEN 410	Des of Nucl Reactors	College Station			1	80			1	1	80	80.000
NUEN 418	Fuel Assm 3d Core Design	College Station	1	28					1	1	28	28.000
NUEN 430	Comp Appl in Nuc Engr	College Station	2	61					2	2	61	30.500
NUEN 432	Npp Fundamentals	College Station			1	3			1	1	3	3.000
NUEN 451	Nucl Security Sys Design	College Station			1	19			1	1	19	19.000
NUEN 460	Nuc Plant Sys and Tran	College Station			1	26			1	1	26	26.000
NUEN 465	Nuclear Materials Engr	College Station	1	32					1	1	32	32.000
NUEN 475	Envrnmntl Nuclear Engr	College Station	1	13					1	1	13	13.000
NUEN 479	Radiation Protctn Engr	College Station			1	41			1	1	41	41.000
NUEN 481	Seminar	College Station	1	22	1	51			1	1	73	73.000
NUEN 485	Directed Studies	College Station	7	43	8	34	2	18	2	2	95	47.500
NUEN 489	Special Topics in	College Station	1	31	2	41			1	1	72	72.000
NUEN 491	Research	College Station	6	17	8	17	5	7	8	8	41	5.125
NUEN 601	Nuclear Reactor Theory	College Station			1	32			1	1	32	32.000
NUEN 604	Rad Interact & Shield	College Station	1	35					1	1	35	35.000
NUEN 605	Rad Det & Nucl Mat Meas	College Station	2	25					2	2	25	12.500
NUEN 606	Reactor Anlysis & Exprmt	College Station			4	26			4	4	26	6.500
NUEN 608	Fst Spectrm Sys	College Station			1	9			1	1	9	9.000
NUEN 610	Nuclear Reactor Des	College Station	1	9					1	1	9	9.000
NUEN 612	Radio Safety & Hazards	College Station			1	12			1	1	12	12.000
NUEN 623	Nucl Heat Trans Fluids	College Station	1	9					1	1	9	9.000
NUEN 627	Radiation Hydrodynamics	College Station			1	6			1	1	6	6.000

* College and Department are as defined in the Approved Course Inventory posted at <http://dars.tamu.edu/Data-and-Reports/Course#approved>

**History of Courses Taught
2018-19**

**Course Inventory College College of
Engineering
Course Department NUEN**



			Fall 2018		Spring 2019		Summer 2019		Total Sections	TSecs	Total Enrollment	Average Enrollment
			Sections	Enrollment	Sections	Enrollment	Sections	Enrollment				
NUEN 630	Monte Carlo Transport	College Station	1	15					1	1	15	15.000
NUEN 644	Num Heat Tran&Fl Flow	College Station			1	3			1	1	3	3.000
NUEN 647	Uncertainty Quant for Nuen	College Station	1	9					1	1	9	9.000
NUEN 650	Nuclear Nonproliferation	College Station	1	14					1	1	14	14.000
NUEN 651	Fuel Cycl & Matls Safgrd	College Station			1	11			1	1	11	11.000
NUEN 662	Nuclear Matl Extrm Cond	College Station	1	11					1	1	11	11.000
NUEN 673	Radiation Biology	College Station	1	14					1	1	14	14.000
NUEN 681	Seminar	College Station	1	44	1	33			1	1	77	77.000
NUEN 684	Professional Internship	College Station					4	8	4	4	8	2.000
NUEN 685	Directed Studies	College Station	6	21	6	14	1	5	6	6	40	6.667
NUEN 689	Special Topics in	College Station			2	21			2	2	21	10.500
NUEN 691	Research	College Station	22	105	28	115	24	69	22	22	289	13.136
Department Total			80	1,104	85	918	37	135	107	107	2,157	

**History of Courses Taught
2018-19**

**Course Inventory College College of
Engineering
Course Department OCEN**



			Fall 2018		Spring 2019		Summer 2019		Total Sections	TSecs	Total Enrollment	Average Enrollment
			Sections	Enrollment	Sections	Enrollment	Sections	Enrollment				
OCEN 201	Intro to Ocean Engr	College Station	3	61					3	3	61	20.333
OCEN 213	Prin of Materials Engr	College Station			3	51			3	3	51	17.000
OCEN 214	Mechanics of Deformable	College Station			2	45	1	8	2	2	53	26.500
OCEN 221	Eng Mech: Statics	College Station	2	43	1	7			2	2	50	25.000
OCEN 261	Applied Numerical Methods	College Station	3	46					3	3	46	15.333
OCEN 265	Intro to Geotech Engr	College Station			2	35			2	2	35	17.500
OCEN 300	O E Wave Mechanics	College Station			3	53			3	3	53	17.667
OCEN 311	Fluid Statics & Dynamics	College Station	2	48					2	2	48	24.000
OCEN 336	Fluid Dynamics Lab	College Station	5	53					5	5	53	10.600
OCEN 362	Hydromechanics	College Station			3	47			3	3	47	15.667
OCEN 363	Dynamics and Vibrations	College Station			2	50	1	6	1	1	56	56.000
OCEN 400	Basic Coastal Engr	College Station	1	31					1	1	31	31.000
OCEN 401	Underwater Acoustics	College Station	1	18	2	23			1	1	41	41.000
OCEN 402	Prncpls of Naval Arch	College Station	1	33					1	1	33	33.000
OCEN 403	Dynam of Offshore Struct	College Station	1	31					1	1	31	31.000
OCEN 405	Finite Element Analysis	Galveston	1	17					1	1	17	17.000
OCEN 406	Capstone Design I	College Station	1	31					1	1	31	31.000
		Galveston	1	25					1	1	25	25.000
OCEN 407	Design of Ocn Facilities II	College Station			1	31			1	1	31	31.000
OCEN 408	Underwtr & Moored Syst	College Station	2	40					2	2	40	20.000
OCEN 410	Ocean Engineering Lab	College Station			2	30			2	2	30	15.000
OCEN 415	Offshore Structure Desig	College Station			2	8			2	2	8	4.000
		Galveston	1	23					1	1	23	23.000
OCEN 421	Naval Arch Design II	College Station			2	8			2	2	8	4.000
OCEN 463	Hydrodyn Offshore Structures	Galveston	1	22					1	1	22	22.000
OCEN 465	Subsea Pipeline Design	Galveston	1	14					1	1	14	14.000
OCEN 467	Offshore Random Process	Galveston			1	6			1	1	6	6.000
OCEN 474	Port & Harbor Engr	College Station			1	26			1	1	26	26.000
OCEN 481	Seminar	College Station	1	23	1	6			1	1	29	29.000
OCEN 485	Directed Studies	College Station	1	2	2	4	1	1	1	1	7	7.000
OCEN 489	Special Topics in	College Station			1	1			1	1	1	1.000
OCEN 491	Research	College Station	1	2	2	2	1	1	1	1	5	5.000
OCEN 630	Dynamics of Ocn Vhcles	College Station	2	7					2	2	7	3.500
OCEN 671	Ocean Wave Mechanics	College Station	1	18					1	1	18	18.000
OCEN 672	Coastal Engineering	College			1	17			1	1	17	17.000

* College and Department are as defined in the Approved Course Inventory posted at <http://dars.tamu.edu/Data-and-Reports/Course#approved>

**History of Courses Taught
2018-19**

**Course Inventory College College of
Engineering
Course Department OCEN**



			Fall 2018		Spring 2019		Summer 2019		Total Sections	TSecs	Total Enrollment	Average Enrollment
			Sections	Enrollment	Sections	Enrollment	Sections	Enrollment				
		Station										
OCEN 673	Nonlin Hydrodynam Prob	College Station	1	10					1	1	10	10.000
OCEN 674	Ports and Harbors	College Station			1	18			1	1	18	18.000
OCEN 676	Dyn Offshore Structure	College Station			1	12			1	1	12	12.000
OCEN 678	Fld Dyn Ocen & Envrn Eng	College Station	2	18					2	2	18	9.000
OCEN 681	Seminar	College Station	2	51	2	55			2	2	106	53.000
OCEN 685	Directed Studies	College Station	7	11	5	9	7	12	7	7	32	4.571
OCEN 689	Special Topics in	College Station	1	7	6	17			1	1	24	24.000
OCEN 691	Research	College Station	17	38	16	40	14	20	17	17	98	5.765
Department Total			63	723	65	601	25	48	90	90	1,372	

**History of Courses Taught
2018-19**

**Course Inventory College College of
Engineering
Course Department PETE**



			Fall 2018		Spring 2019		Summer 2019		Total Sections	TSecs	Total Enrollment	Average Enrollment
			Sections	Enrollment	Sections	Enrollment	Sections	Enrollment				
PETE 201	Intro to Petr Engr	College Station	1	28	1	40	1	19	1	1	87	87.000
		Qatar			1	30			1	1	30	30.000
PETE 225	Intro to Drilling Sys	Qatar	1	11					1	1	11	11.000
		College Station	11	76	3	64			11	11	140	12.727
PETE 301	Pete Numerical Meth	College Station	4	96	2	35			4	4	131	32.750
		Qatar	1	11					1	1	11	11.000
PETE 310	Reservoir Fluids	Qatar	1	11					1	1	11	11.000
		College Station	3	94	2	50			3	3	144	48.000
PETE 311	Reservoir Petrophysics	College Station	3	48	5	69			3	3	117	39.000
		Qatar			1	7	1	6	1	1	13	13.000
PETE 314	Trans Proc in Pete Prod	College Station	3	85	2	55			3	3	140	46.667
		Qatar	1	11					1	1	11	11.000
PETE 321	Formation Evaluation	College Station	2	53	2	86			2	2	139	69.500
		Qatar			1	12			1	1	12	12.000
PETE 323	Fund of Reservoir Engr	College Station	1	52	1	84			1	1	136	136.000
		Qatar			1	12			1	1	12	12.000
PETE 324	Well Testing	College Station	2	59	2	82			2	2	141	70.500
		Qatar			1	12			1	1	12	12.000
PETE 325	Petr Production Systems	College Station	5	54	8	81			8	8	135	16.875
		Qatar			1	12			1	1	12	12.000
PETE 335	Tech Presentations I	College Station	2	139					2	2	139	69.500
PETE 353	Petr Proj Evaluation	College Station	2	79	2	82			2	2	161	80.500
		Qatar	1	10					1	1	10	10.000
PETE 355	Drilling Engineering	College Station	1	84	2	62			1	1	146	146.000
		Qatar			1	11			1	1	11	11.000
PETE 401	Reservoir Simulation	College Station	2	110	2	62			2	2	172	86.000
		Qatar	1	12					1	1	12	12.000
PETE 402	Integ Asset Development	College Station	2	55	3	110			2	2	165	82.500
		Qatar			1	12			1	1	12	12.000
PETE 404	Integ Reservoir Modeling	College Station	2	109	2	59			2	2	168	84.000
		Qatar	1	12					1	1	12	12.000
PETE 406	High Perf Drill & Oper Pract	College Station			1	37			1	1	37	37.000
PETE 408	Probabilistic Reserves Eval	College Station	1	11					1	1	11	11.000
PETE 409	Enhanced Oil Recovery	College Station					1	8	1	1	8	8.000
PETE 410	Production Engineering	Qatar	1	12					1	1	12	12.000
		College Station	3	109	1	59			3	3	168	56.000
PETE 413	Natural Gas Engineering	Qatar	1	9					1	1	9	9.000
PETE 416	Solv Com Prod Engr Probs	College Station	1	14	1	29			1	1	43	43.000
PETE 418	Deterministic Reserves Eval	College			1	28	1	6	1	1	34	34.000

**History of Courses Taught
2018-19**


**Course Inventory College College of
Engineering
Course Department PETE**



		Station	Fall 2018		Spring 2019		Summer 2019		Total Sections	TSecs	Total Enrollment	Average Enrollment
			Sections	Enrollment	Sections	Enrollment	Sections	Enrollment				
PETE 435	Tech Presentations II	College Station	4	171					4	4	171	42.750
PETE 485	Directed Studies	College Station			3	3	1	1	3	3	4	1.333
		Qatar	1	1	2	2			1	1	3	3.000
PETE 489	Special Topics in	Qatar	1	6	1	6			1	1	12	12.000
		College Station	2	40	1	24			2	2	64	32.000
PETE 491	Research	College Station	5	7	6	10	2	3	5	5	20	4.000
PETE 602	Well Stimulation	College Station	2	15					2	2	15	7.500
PETE 603	Adv Reservoir Engr I	College Station					2	5	2	2	5	2.500
PETE 605	Phase Beh of Pet Res F	College Station	2	11	2	11			2	2	22	11.000
PETE 608	Well Logging Meth	College Station			2	19			2	2	19	9.500
PETE 609	Eor Processes	College Station					2	9	2	2	9	4.500
PETE 612	Unconventional Oil Gas	College Station	2	18					2	2	18	9.000
PETE 618	Modern Petro Production	College Station			2	18			2	2	18	9.000
PETE 620	Fluid Flow Pet Reservo	College Station	2	14					2	2	14	7.000
PETE 624	Rock Mech of Reservoir	College Station	2	14					2	2	14	7.000
PETE 626	Offshore Drilling	College Station			2	28			2	2	28	14.000
PETE 630	Geostatistics	College Station	1	15					1	1	15	15.000
PETE 635	Underbalanced Drilling	College Station	2	23					2	2	23	11.500
PETE 639	Hp Dril Des & Oper Praes	College Station			2	9			2	2	9	4.500
PETE 640	Mod Simul Transp Media	College Station			1	14			1	1	14	14.000
PETE 641	Mod Simul Geologic Media	College Station					1	7	1	1	7	7.000
PETE 642	Form Damage Mech & Remed	College Station			2	14			2	2	14	7.000
PETE 644	Co2 Capture & Uses	College Station			2	9			2	2	9	4.500
PETE 645	Upscaling Geol Models	College Station	2	7					2	2	7	3.500
PETE 648	Press Transient Test	College Station			2	24			2	2	24	12.000
PETE 651	Probabilistic Reserves Eval	College Station	2	18					2	2	18	9.000
PETE 652	Deterministic Reserves Eval	College Station			2	10	2	8	2	2	18	9.000
PETE 653	Linear & Nonlinear Rock Mech	College Station	1	8					1	1	8	8.000
PETE 656	Adv Num Meth Res Sim	College Station	2	31					2	2	31	15.500
PETE 657	Hpc Earth Science & Pete	College Station			1	9			1	1	9	9.000
PETE 661	Drilling Engineering	College Station	2	24	2	9			2	2	33	16.500
PETE 662	Production Engineering	College Station	2	22	2	10			2	2	32	16.000

**History of Courses Taught
2018-19**

**Course Inventory College College of
Engineering
Course Department PETE**



			Fall 2018		Spring 2019		Summer 2019		Total Sections	TSecs	Total Enrollment	Average Enrollment
			Sections	Enrollment	Sections	Enrollment	Sections	Enrollment				
PETE 663	Form Eval Anly Resr Perf	College Station					2	13	2	2	13	6.500
PETE 664	Pete Project Eval Mgmt	College Station	2	10	2	14			2	2	24	12.000
PETE 665	Pete Reservoir Engr	College Station	2	18	2	6			2	2	24	12.000
PETE 667	Reserves and Evaluation	College Station			2	9			2	2	9	4.500
PETE 681	Seminar	College Station	1	52	1	42			1	1	94	94.000
PETE 684	Professional Internship	College Station	2	5	2	5	10	19	2	2	29	14.500
PETE 685	Directed Studies	College Station	5	10	6	7	6	8	5	5	25	5.000
PETE 689	Special Topics in	College Station			2	24	2	11	2	2	35	17.500
		Qatar					1	8	1	1	8	8.000
PETE 691	Research	College Station	28	149	28	152	24	89	28	28	390	13.929
PETE 692	Professional Study	College Station	10	13	10	10	3	3	10	10	26	2.600
Department Total			147	2,156	143	1,780	62	223	194	194	4,159	

**History of Courses Taught
Academic Year 2018-19**



Course Inventory College: **Dentistry**

**History of Courses Taught
2018-19**


**Course Inventory College Dentistry
Course Department CLDN**



			Fall 2018		Spring 2019		Summer 2019		Total Sections	TSecs	Total Enrollment	Average Enrollment
			Sections	Enrollment	Sections	Enrollment	Sections	Enrollment				
DDDS 7410	Natl Dental Board Pt I Review	Health Science Center					1	104	1	1	104	104.000
DDDS 7420	Microbiology	Health Science Center					1	104	1	1	104	104.000
OBIO 604	Neuroscience	Health Science Center			1	1			1	1	1	1.000
OBIO 605	Mammalian Physiology	Health Science Center			1	1			1	1	1	1.000
OBIO 606	Oral Histology	Health Science Center			1	1			1	1	1	1.000
OBIO 610	Respon Cond in Biomed Research	Health Science Center	1	14					1	1	14	14.000
OBIO 611	Rsch Design Methodology	Health Science Center	1	32					1	1	32	32.000
OBIO 612	Sem: Current Issues in Science	Health Science Center			1	3			1	1	3	3.000
OBIO 621	Applied Biostatistics	Health Science Center			1	32			1	1	32	32.000
OBIO 630	Growth Mechanisms of Dev	Health Science Center	1	19					1	1	19	19.000
OBIO 631	Adv Hum Cran Dev Cran Anomal	Health Science Center	1	24					1	1	24	24.000
OBIO 632	Physical Growth Maturation	Health Science Center			1	17			1	1	17	17.000
OBIO 634	Nanobiomatrls & Regen Med	Health Science Center	1	2					1	1	2	2.000
OBIO 640	Cel Mol Bio of Oral Cran Tis I	Health Science Center			1	2			1	1	2	2.000
OBIO 641	Cel Mol Bio of Oral Cra Tis II	Health Science Center			1	6			1	1	6	6.000
OBIO 642	Technique in Cell Molec Bio	Health Science Center					1	2	1	1	2	2.000
OBIO 651	Sensory Neurobio Pain	Health Science Center			1	8			1	1	8	8.000
OBIO 660	Teaching Skills for Hlth Prof	Health Science Center					1	25	1	1	25	25.000
OBIO 670	Clinical Pharmacology	Health Science Center					1	10	1	1	10	10.000
OBIO 671	Applied Medical Physiology	Health Science Center					1	6	1	1	6	6.000
OBIO 672	Head and Neck Anatomy	Health Science Center					1	16	1	1	16	16.000
OBIO 673	Oral Microbiology	Health Science Center			1	11			1	1	11	11.000
OBIO 674	Immunology	Health Science Center	1	8					1	1	8	8.000
OBIO 677	Directed Readings I	Health Science	1	7	1	3	1	3	1	1	13	13.000

**History of Courses Taught
2018-19**


**Course Inventory College Dentistry
Course Department CLDN**



			Fall 2018		Spring 2019		Summer 2019		Total Sections	TSecs	Total Enrollment	Average Enrollment
			Sections	Enrollment	Sections	Enrollment	Sections	Enrollment				
		Center										
OBIO 678	Directed Readings II	Health Science Center	1	3	1	3	1	2	1	1	8	8.000
OBIO 679	Directed Readings III	Health Science Center			1	2			1	1	2	2.000
OBIO 687	Research Special Problems I	Health Science Center	1	7	1	2	1	3	1	1	12	12.000
OBIO 688	Research Special Problems II	Health Science Center	1	1	1	4	1	1	1	1	6	6.000
OBIO 689	Special Topics in	Health Science Center			1	4			1	1	4	4.000
OBIO 691	Research	Health Science Center	3	14	1	8	1	10	3	3	32	10.667
Department Total			13	131	17	108	12	286	32	32	525	

**History of Courses Taught
2018-19**

**Course Inventory College Dentistry
Course Department DIAS**



			Fall 2018		Spring 2019		Summer 2019		Total Sections	TSecs	Total Enrollment	Average Enrollment
			Sections	Enrollment	Sections	Enrollment	Sections	Enrollment				
OMFP 600	Current Iss Oral Max Path I	Health Science Center			1	1			1	1	1	1.000
OMFP 601	Current Iss Oral Max Path II	Health Science Center			1	1			1	1	1	1.000
OMFP 603	Oral Max Path Seminar I	Health Science Center					1	1	1	1	1	1.000
OMFP 604	Oral Max Path Seminar II	Health Science Center	1	1					1	1	1	1.000
OMFP 605	Oral Max Path Seminar III	Health Science Center			1	1			1	1	1	1.000
OMFP 606	Oral Max Path Seminar IV	Health Science Center			1	1			1	1	1	1.000
OMFP 607	Oral Max Path Seminar V	Health Science Center					1	1	1	1	1	1.000
OMFP 608	Oral Max Path Seminar Vi	Health Science Center	1	1					1	1	1	1.000
OMFP 609	Oral Max Path Seminar Vii	Health Science Center			1	1			1	1	1	1.000
OMFP 610	Anatomic Path Autopsy-Bumc I	Health Science Center					1	1	1	1	1	1.000
OMFP 611	Anatomic Path Autopsy-Bumc II	Health Science Center	1	1					1	1	1	1.000
OMFP 619	Advanced Oral Pathology	Health Science Center			1	19			1	1	19	19.000
OMFP 620	Adv Oral Path Lab	Health Science Center			1	4			1	1	4	4.000
OMFP 691	Research	Health Science Center	1	2	1	3	1	1	1	1	6	6.000
OMFR 609	Adv Radiol Interpretation	Health Science Center	1	1					1	1	1	1.000
OMFR 610	Adv Imaging Tech in Omfr	Health Science Center					1	1	1	1	1	1.000
OMFR 611	Adv Oral Max Radiology	Health Science Center			1	29			1	1	29	29.000
OMFR 616	Lit Review Journ Club I	Health Science Center					1	1	1	1	1	1.000
OMFR 617	Lit Review Journ Club II	Health Science Center	1	1					1	1	1	1.000
OMFR 618	Lit Review Journ Club III	Health Science Center			1	1			1	1	1	1.000
OMFR 619	Lit Review Journ Club IV	Health Science Center					1	1	1	1	1	1.000
OMFR 620	Lit Review Journ Club V	Health Science Center	1	1					1	1	1	1.000
OMFR 621	Lit Review Journ Club Vi	Health Science Center			1	1			1	1	1	1.000
OMFR 622	Clin Oral Max Radio Serv I	Health Science					1	1	1	1	1	1.000

**History of Courses Taught
2018-19**


**Course Inventory College Dentistry
Course Department DIAS**



			Fall 2018		Spring 2019		Summer 2019		Total Sections	TSecs	Total Enrollment	Average Enrollment
			Sections	Enrollment	Sections	Enrollment	Sections	Enrollment				
OMFR 623	Clin Oral Max Radio Serv II	Health Science Center	1	1					1	1	1	1.000
OMFR 624	Clin Oral Max Radio Serv III	Health Science Center			1	1			1	1	1	1.000
OMFR 625	Clin Oral Max Radio Serv IV	Health Science Center					1	1	1	1	1	1.000
OMFR 626	Clin Oral Max Radio Serv V	Health Science Center	1	1					1	1	1	1.000
OMFR 627	Clin Oral Max Radio Serv Vi	Health Science Center			1	1			1	1	1	1.000
OMFR 628	Med Clinical Radiology Serv I	Health Science Center					1	1	1	1	1	1.000
OMFR 629	Med Clinical Radiology Serv II	Health Science Center	1	1					1	1	1	1.000
OMFR 630	Med Clinical Radiolog Serv III	Health Science Center			1	1			1	1	1	1.000
OMFR 691	Research	Health Science Center	1	1	1	1			1	1	2	2.000
Department Total			11	12	15	66	10	10	33	33	88	

**History of Courses Taught
2018-19**


**Course Inventory College Dentistry
Course Department DNHG**



			Fall 2018		Spring 2019		Summer 2019		Total Sections	TSees	Total Enrollment	Average Enrollment
			Sections	Enrollment	Sections	Enrollment	Sections	Enrollment				
DDHS 3020	Theory of Dh Practice I	Health Science Center			1	28			1	1	28	28.000
DDHS 3110	Introduction to Dentistry	Health Science Center	1	30					1	1	30	30.000
DDHS 3120	Dental Anatomy	Health Science Center	1	33					1	1	33	33.000
DDHS 3160	Preclinical Dental Hygiene	Health Science Center	1	30					1	1	30	30.000
DDHS 3220	Oral Radiology	Health Science Center			1	28			1	1	28	28.000
DDHS 3250	Biomedical Sciences I	Health Science Center	1	33					1	1	33	33.000
DDHS 3310	Hlth Edu Bhv Science	Health Science Center			1	28			1	1	28	28.000
DDHS 3325	Microbiology	Health Science Center			1	31			1	1	31	31.000
DDHS 3340	Biomedical Sciences II	Health Science Center			1	31			1	1	31	31.000
DDHS 3410	Introduction to Pathology	Health Science Center			1	28			1	1	28	28.000
DDHS 3425	Health Promt Disease Prev	Health Science Center	1	30					1	1	30	30.000
DDHS 3530	Applied Dental Materials	Health Science Center			1	28			1	1	28	28.000
DDHS 3830	Clinical Dental Hygiene I	Health Science Center			1	28			1	1	28	28.000
DDHS 4010	National Board Review	Health Science Center			1	28			1	1	28	28.000
DDHS 4015	Pharmacology	Health Science Center	1	28					1	1	28	28.000
DDHS 4025	Oral Pathology	Health Science Center	1	28					1	1	28	28.000
DDHS 4110	Medical Emergencies	Health Science Center					1	28	1	1	28	28.000
DDHS 4140	Clinical Dental Hygiene III	Health Science Center	1	28					1	1	28	28.000
DDHS 4210	Professional Ethics	Health Science Center	1	28					1	1	28	28.000
DDHS 4220	Comprehensive Care Seminar	Health Science Center					1	28	1	1	28	28.000
DDHS 4240	Clinical Dental Hygiene IV	Health Science Center			1	28			1	1	28	28.000
DDHS 4310	Oral Radiography	Health Science Center					1	28	1	1	28	28.000
DDHS 4320	Perspectives of Dental Hygiene	Health Science Center			1	28			1	1	28	28.000
DDHS 4410	Gerontology	Health Science	1	28					1	1	28	28.000

**History of Courses Taught
2018-19**

**Course Inventory College Dentistry
Course Department DNHG**



			Fall 2018		Spring 2019		Summer 2019		Total Sections	TSees	Total Enrollment	Average Enrollment
			Sections	Enrollment	Sections	Enrollment	Sections	Enrollment				
		Center										
DDHS 4510	Pediatric Dentistry	Health Science Center					1	28	1	1	28	28.000
DDHS 4530	Public Community Health	Health Science Center			1	28			1	1	28	28.000
DDHS 4610	Periodontics	Health Science Center	1	28					1	1	28	28.000
DDHS 4620	Theory of Dent Hyg Prac II	Health Science Center	1	28					1	1	28	28.000
DDHS 4710	Applied Research Methods	Health Science Center			1	28			1	1	28	28.000
DDHS 4715	Research Methods	Health Science Center	1	28					1	1	28	28.000
DDHS 4810	Local Anesth Nitrous Oxide	Health Science Center			1	28			1	1	28	28.000
DDHS 4820	Clinical Dental Hygiene II	Health Science Center					1	28	1	1	28	28.000
Department Total			13	380	14	398	5	140	32	32	918	

**History of Courses Taught
2018-19**

**Course Inventory College Dentistry
Course Department DPHS**



			Fall 2018		Spring 2019		Summer 2019		Total Sections	TSecs	Total Enrollment	Average Enrollment
			Sections	Enrollment	Sections	Enrollment	Sections	Enrollment				
DPHS 600	Dental Public Hlth Practicum	Health Science Center	1	2	1	2	1	3	1	1	7	7.000
DPHS 689	Special Topics in	Health Science Center					1	3	1	1	3	3.000
DPHS 691	Research	Health Science Center					1	3	1	1	3	3.000
Department Total			1	2	1	2	3	9	3	3	13	

**History of Courses Taught
2018-19**


**Course Inventory College Dentistry
Course Department ENDO**



			Fall 2018		Spring 2019		Summer 2019		Total Sections	TSecs	Total Enrollment	Average Enrollment
			Sections	Enrollment	Sections	Enrollment	Sections	Enrollment				
ENDO 600	Current Literature Review I	Health Science Center					1	3	1	1	3	3.000
ENDO 601	Current Literature Review II	Health Science Center	1	4					1	1	4	4.000
ENDO 602	Current Literature Review III	Health Science Center			1	4			1	1	4	4.000
ENDO 603	Current Literature Review IV	Health Science Center					1	4	1	1	4	4.000
ENDO 604	Current Literature Review V	Health Science Center	1	4					1	1	4	4.000
ENDO 605	Current Literature Review Vi	Health Science Center			1	4			1	1	4	4.000
ENDO 606	Current Literature Review Vii	Health Science Center					1	4	1	1	4	4.000
ENDO 607	Endo Treatment Plan Conf I	Health Science Center					1	3	1	1	3	3.000
ENDO 608	Endo Treatment Plan Conf II	Health Science Center	1	4					1	1	4	4.000
ENDO 609	Endo Treatment Plan Conf III	Health Science Center			1	4			1	1	4	4.000
ENDO 610	Endo Treatment Plan Conf IV	Health Science Center					1	4	1	1	4	4.000
ENDO 611	Endo Treatment Plan Conf V	Health Science Center	1	4					1	1	4	4.000
ENDO 612	Endo Treatment Plan Conf Vi	Health Science Center			1	4			1	1	4	4.000
ENDO 613	Endo Treatment Plan Conf Vii	Health Science Center					1	4	1	1	4	4.000
ENDO 614	Special Problems in Endo I	Health Science Center					1	3	1	1	3	3.000
ENDO 615	Special Problems in Endo II	Health Science Center	1	4					1	1	4	4.000
ENDO 616	Special Problems in Endo III	Health Science Center			1	4			1	1	4	4.000
ENDO 617	Special Problems in Endo IV	Health Science Center					1	4	1	1	4	4.000
ENDO 618	Special Problems in Endo V	Health Science Center	1	4					1	1	4	4.000
ENDO 619	Adv Spec Problems in Endo I	Health Science Center			1	4			1	1	4	4.000
ENDO 620	Adv Spec Problems in Endo II	Health Science Center					1	4	1	1	4	4.000
ENDO 622	Clinical Endodontics I	Health Science Center	1	4					1	1	4	4.000
ENDO 623	Clinical Endodontics II	Health Science Center			1	4			1	1	4	4.000
ENDO 624	Clinical Endodontics III	Health Science					1	4	1	1	4	4.000

**History of Courses Taught
2018-19**


**Course Inventory College Dentistry
Course Department ENDO**



			Fall 2018		Spring 2019		Summer 2019		Total Sections	TSecs	Total Enrollment	Average Enrollment
			Sections	Enrollment	Sections	Enrollment	Sections	Enrollment				
		Center										
ENDO 625	Clinical Endodontics IV	Health Science Center	1	4					1	1	4	4.000
ENDO 626	Clinical Endodontics V	Health Science Center			1	4			1	1	4	4.000
ENDO 627	Adv Clinical Endodontics I	Health Science Center					1	4	1	1	4	4.000
ENDO 628	Adv Clinical Endodontics II	Health Science Center	1	4					1	1	4	4.000
ENDO 691	Research	Health Science Center	1	4	1	4	1	4	1	1	12	12.000
Department Total			10	40	9	36	12	45	29	29	121	

**History of Courses Taught
2018-19**


**Course Inventory College Dentistry
Course Department GDNT**



			Fall 2018		Spring 2019		Summer 2019		Total Sections	TSecs	Total Enrollment	Average Enrollment
			Sections	Enrollment	Sections	Enrollment	Sections	Enrollment				
AEGD 603	Implant Dentistry	Health Science Center					1	8	1	1	8	8.000
AEGD 604	Practice Management I	Health Science Center			1	18			1	1	18	18.000
AEGD 606	Adv Removable Prosthodontics	Health Science Center	1	9					1	1	9	9.000
AEGD 607	Adv Fixed Prosthodontics	Health Science Center	1	9					1	1	9	9.000
AEGD 608	Adv Clinical Periodontics	Health Science Center					1	8	1	1	8	8.000
AEGD 611	Clinical Endodontics	Health Science Center	1	9	1	9			1	1	18	18.000
AEGD 614	Adv Dent for Spec Care Patient	Health Science Center	1	9					1	1	9	9.000
AEGD 615	Trtmt Planning Conference I	Health Science Center					1	8	1	1	8	8.000
AEGD 616	Trtmt Planning Conference II	Health Science Center	1	9					1	1	9	9.000
AEGD 617	Trtmt Planning Conference III	Health Science Center			1	9			1	1	9	9.000
AEGD 618	Current Literature Review I	Health Science Center					1	8	1	1	8	8.000
AEGD 619	Current Literature Review II	Health Science Center	1	9					1	1	9	9.000
AEGD 620	Current Literature Review III	Health Science Center			1	9			1	1	9	9.000
AEGD 625	Curr Concepts in Oper Dentistry	Health Science Center			1	9			1	1	9	9.000
Department Total			6	54	5	54	4	32	14	14	140	

**History of Courses Taught
2018-19**

**Course Inventory College Dentistry
Course Department OMSU**



			Fall 2018		Spring 2019		Summer 2019		Total Sections	TSecs	Total Enrollment	Average Enrollment
			Sections	Enrollment	Sections	Enrollment	Sections	Enrollment				
OMFS 610	Conscious Sedation	Health Science Center	1	13					1	1	13	13.000
OMFS 650	Oral Maxillofacial Surg Rot	Health Science Center	1	9	1	9	1	10	1	1	28	28.000
OMFS 689	Special Topics in	Health Science Center			1	23			1	1	23	23.000
Department Total			2	22	2	32	1	10	3	3	64	

**History of Courses Taught
2018-19**


**Course Inventory College Dentistry
Course Department ORTH**



			Fall 2018		Spring 2019		Summer 2019		Total Sections	TSecs	Total Enrollment	Average Enrollment
			Sections	Enrollment	Sections	Enrollment	Sections	Enrollment				
ORTH 600	Orthodontic-Periodontic Sem	Health Science Center			1	6			1	1	6	6.000
ORTH 610	Biomechanics I	Health Science Center	1	6					1	1	6	6.000
ORTH 611	Biomechanics II	Health Science Center			1	6			1	1	6	6.000
ORTH 612	Material Sci in Orthodontics	Health Science Center			1	6			1	1	6	6.000
ORTH 613	Advanced Cephalometrics	Health Science Center	1	6					1	1	6	6.000
ORTH 620	Orthognathic Sur Seminar	Health Science Center	1	6					1	1	6	6.000
ORTH 621	Clinical Specialty Seminars I	Health Science Center					1	6	1	1	6	6.000
ORTH 622	Clinical Specialty Seminars II	Health Science Center	1	6					1	1	6	6.000
ORTH 623	Clinical Specialty Seminar III	Health Science Center			1	6			1	1	6	6.000
ORTH 624	Clinical Specialty Seminar IV	Health Science Center					1	6	1	1	6	6.000
ORTH 625	Clinical Specialty Seminar V	Health Science Center	1	6					1	1	6	6.000
ORTH 626	Clinical Specialty Seminar Vi	Health Science Center			1	6			1	1	6	6.000
ORTH 627	Clinical Specialty Seminar Vii	Health Science Center					1	6	1	1	6	6.000
ORTH 628	Clinical Specialty Sem Viii	Health Science Center	1	6					1	1	6	6.000
ORTH 629	Clinical Specialty Seminar Ix	Health Science Center			1	6			1	1	6	6.000
ORTH 630	Adv Orthodontic Prac Mgmt I	Health Science Center	1	6					1	1	6	6.000
ORTH 631	Adv Orthodontic Prac Mgmt II	Health Science Center			1	6			1	1	6	6.000
ORTH 632	Principles of Sci Methodology	Health Science Center			1	6			1	1	6	6.000
ORTH 633	Scientific Writing	Health Science Center			1	6			1	1	6	6.000
ORTH 634	Independent Research I	Health Science Center					1	6	1	1	6	6.000
ORTH 635	Independent Research II	Health Science Center	1	6					1	1	6	6.000
ORTH 636	Independent Research III	Health Science Center			1	6			1	1	6	6.000
ORTH 637	Indepen Rsch Manscrpt Dev I	Health Science Center					1	6	1	1	6	6.000
ORTH 638	Indepen Rsch Manscrpt Dev II	Health Science	1	6					1	1	6	6.000

**History of Courses Taught
2018-19**

**Course Inventory College Dentistry
Course Department ORTH**



			Fall 2018		Spring 2019		Summer 2019		Total Sections	TSecs	Total Enrollment	Average Enrollment
			Sections	Enrollment	Sections	Enrollment	Sections	Enrollment				
ORTH 639	Indepen Rsch Manscprt Dev III	Health Science Center			1	6			1	1	6	6.000
ORTH 640	Intro to Orthodontics I	Health Science Center	1	6					1	1	6	6.000
ORTH 641	Intro to Orthodontics II	Health Science Center			1	6			1	1	6	6.000
ORTH 642	Intro to Orthodontics III	Health Science Center	1	6					1	1	6	6.000
ORTH 644	Intro to Cephalometrics	Health Science Center					1	7	1	1	7	7.000
ORTH 645	Craniofac Growth Development	Health Science Center			1	6			1	1	6	6.000
ORTH 646	Orthodontic Techniques	Health Science Center					1	6	1	1	6	6.000
ORTH 647	Clinical Orthodontics I	Health Science Center					1	6	1	1	6	6.000
ORTH 648	Clinical Orthodontics II	Health Science Center	1	6					1	1	6	6.000
ORTH 649	Clinical Orthodontics III	Health Science Center			1	6			1	1	6	6.000
ORTH 650	Clinical Orthodontics IV	Health Science Center					1	6	1	1	6	6.000
ORTH 651	Clinical Orthodontics V	Health Science Center	1	6					1	1	6	6.000
ORTH 652	Clinical Orthodontics Vi	Health Science Center			1	6			1	1	6	6.000
ORTH 653	Clinical Orthodontics Vii	Health Science Center					1	6	1	1	6	6.000
ORTH 654	Clinical Orthodontics Viii	Health Science Center	1	6					1	1	6	6.000
ORTH 655	Clinical Orthodontics Ix	Health Science Center			1	6			1	1	6	6.000
ORTH 691	Research	Health Science Center	1	6					1	1	6	6.000
Department Total			15	90	16	96	10	61	41	41	247	

**History of Courses Taught
2018-19**


**Course Inventory College Dentistry
Course Department PEDD**



			Fall 2018		Spring 2019		Summer 2019		Total Sections	TSecs	Total Enrollment	Average Enrollment
			Sections	Enrollment	Sections	Enrollment	Sections	Enrollment				
PEDD 611	Pediatric Dentistry I	Health Science Center					1	11	1	1	11	11.000
PEDD 612	Pediatric Dentistry II	Health Science Center	1	11					1	1	11	11.000
PEDD 613	Pediatric Dentistry III	Health Science Center			1	11			1	1	11	11.000
PEDD 614	Pediatric Dentistry IV	Health Science Center					1	11	1	1	11	11.000
PEDD 615	Pediatric Dentistry V	Health Science Center	1	10					1	1	10	10.000
PEDD 616	Pediatric Dentistry Vi	Health Science Center			1	10			1	1	10	10.000
PEDD 621	Hospital Dentistry I	Health Science Center					1	11	1	1	11	11.000
PEDD 622	Hospital Dentistry II	Health Science Center	1	11					1	1	11	11.000
PEDD 623	Hospital Dentistry III	Health Science Center			1	11			1	1	11	11.000
PEDD 624	Hospital Dentistry IV	Health Science Center					1	12	1	1	12	12.000
PEDD 625	Hospital Dentistry V	Health Science Center	1	10					1	1	10	10.000
PEDD 626	Hospital Dentistry Vi	Health Science Center			1	10			1	1	10	10.000
PEDD 691	Research	Health Science Center	1	1	1	1	1	1	1	1	3	3.000
Department Total			5	43	5	43	5	46	13	13	132	

**History of Courses Taught
2018-19**


**Course Inventory College Dentistry
Course Department PERI**



			Fall 2018		Spring 2019		Summer 2019		Total Sections	TSecs	Total Enrollment	Average Enrollment
			Sections	Enrollment	Sections	Enrollment	Sections	Enrollment				
PERI 609	Clinical Stomatology I	Health Science Center					1	1	1	1	1	1.000
PERI 610	Clinical Stomatology II	Health Science Center	1	1					1	1	1	1.000
PERI 611	Clinical Stomatology III	Health Science Center			1	1			1	1	1	1.000
PERI 613	Clinical Stomatology V	Health Science Center					1	1	1	1	1	1.000
PERI 627	Mock Board Examination I	Health Science Center			1	3			1	1	3	3.000
PERI 628	Mock Board Examination II	Health Science Center			1	3			1	1	3	3.000
PERI 629	Advanced Dental Implants	Health Science Center	1	3					1	1	3	3.000
PERI 630	Periodontal Plastic Surgery	Health Science Center	1	3					1	1	3	3.000
PERI 631	Case Present/Trmt Planning I	Health Science Center	1	3					1	1	3	3.000
PERI 632	Case Present/Trmt Planning II	Health Science Center			1	3			1	1	3	3.000
PERI 633	Case Present/Trmt Planning III	Health Science Center	1	3					1	1	3	3.000
PERI 634	Case Present/Trmt Planning IV	Health Science Center			1	3			1	1	3	3.000
PERI 635	Case Present/Trmt Planning V	Health Science Center	1	3					1	1	3	3.000
PERI 636	Case Present/Trmt Planning Vi	Health Science Center			1	3			1	1	3	3.000
PERI 638	Occlusion: Princ & Therapy II	Health Science Center	1	3					1	1	3	3.000
PERI 639	Periodontal Lecture Series I	Health Science Center	1	1			1	3	1	1	4	4.000
PERI 640	Periodontal Lecture Series II	Health Science Center	1	3					1	1	3	3.000
PERI 641	Periodontal Lecture Series III	Health Science Center			1	3			1	1	3	3.000
PERI 642	Periodontal Lecture Series IV	Health Science Center	1	3					1	1	3	3.000
PERI 643	Periodontal Lecture Series V	Health Science Center			1	3			1	1	3	3.000
PERI 644	Practice Teaching I	Health Science Center					1	3	1	1	3	3.000
PERI 645	Practice Teaching II	Health Science Center	1	3					1	1	3	3.000
PERI 646	Practice Teaching III	Health Science Center			1	3			1	1	3	3.000
PERI 647	Practice Teaching IV	Health Science					1	3	1	1	3	3.000

**History of Courses Taught
2018-19**

**Course Inventory College Dentistry
Course Department PERI**



			Fall 2018		Spring 2019		Summer 2019		Total Sections	TSecs	Total Enrollment	Average Enrollment
			Sections	Enrollment	Sections	Enrollment	Sections	Enrollment				
		Center										
PERI 648	Practice Teaching V	Health Science Center	1	3					1	1	3	3.000
PERI 649	Practice Teaching Vi	Health Science Center			1	3			1	1	3	3.000
PERI 650	Dental Implants	Health Science Center	1	7					1	1	7	7.000
PERI 651	Periodontal Lit Review I	Health Science Center					1	3	1	1	3	3.000
PERI 652	Periodontal Lit Review II	Health Science Center	1	3					1	1	3	3.000
PERI 653	Periodontal Lit Review III	Health Science Center			1	3			1	1	3	3.000
PERI 654	Periodontal Lit Review IV	Health Science Center					1	3	1	1	3	3.000
PERI 655	Periodontal Lit Review V	Health Science Center	1	3					1	1	3	3.000
PERI 656	Periodontal Lit Review Vi	Health Science Center			1	3			1	1	3	3.000
PERI 657	Periodontal Lit Review Vii	Health Science Center					1	3	1	1	3	3.000
PERI 658	Periodontal Lit Review Viii	Health Science Center	1	3					1	1	3	3.000
PERI 659	Periodontal Lit Review Ix	Health Science Center			1	3			1	1	3	3.000
PERI 660	Clin Anes for the Periodontist	Health Science Center					1	3	1	1	3	3.000
PERI 661	Mod Parenteral Cons Sed I	Health Science Center	1	3					1	1	3	3.000
PERI 662	Mod Parenteral Cons Sed II	Health Science Center			1	4			1	1	4	4.000
PERI 663	Mod Parenteral Cons Sed III	Health Science Center	1	3					1	1	3	3.000
PERI 664	Mod Parenteral Cons Sed IV	Health Science Center			1	3			1	1	3	3.000
PERI 665	Mod Parenteral Cons Sed V	Health Science Center	1	3					1	1	3	3.000
PERI 666	Mod Parenteral Cons Sed Vi	Health Science Center			1	3			1	1	3	3.000
PERI 667	Periodontal Histopathology	Health Science Center					1	4	1	1	4	4.000
PERI 691	Research	Health Science Center	1	9	1	7	1	3	1	1	19	19.000
Department Total			20	66	17	54	11	30	45	45	150	

**History of Courses Taught
2018-19**


**Course Inventory College Dentistry
Course Department REST**



			Fall 2018		Spring 2019		Summer 2019		Total Sections	TSecs	Total Enrollment	Average Enrollment
			Sections	Enrollment	Sections	Enrollment	Sections	Enrollment				
PROS 627	Pros Topic Lit Review I	Health Science Center					1	3	1	1	3	3.000
PROS 628	Pros Topic Lit Review II	Health Science Center	1	3					1	1	3	3.000
PROS 629	Pros Topic Lit Review III	Health Science Center			1	3			1	1	3	3.000
PROS 630	Pros Topic Lit Review IV	Health Science Center					1	3	1	1	3	3.000
PROS 631	Pros Topic Lit Review V	Health Science Center	1	4					1	1	4	4.000
PROS 632	Pros Topic Lit Review Vi	Health Science Center			1	4			1	1	4	4.000
PROS 633	Pros Topic Lit Review Vii	Health Science Center					1	4	1	1	4	4.000
PROS 634	Pros Topic Lit Review Viii	Health Science Center	1	3					1	1	3	3.000
PROS 635	Pros Topic Lit Review Ix	Health Science Center			1	3			1	1	3	3.000
PROS 636	Adv Pros Concept Techniques I	Health Science Center	1	3					1	1	3	3.000
PROS 637	Adv Pros Concept Techniques II	Health Science Center			1	3			1	1	3	3.000
PROS 638	Related Discipline Seminars I	Health Science Center	1	3					1	1	3	3.000
PROS 639	Related Discipline Seminars II	Health Science Center			1	3			1	1	3	3.000
PROS 640	Related Discipline Seminar III	Health Science Center			1	4			1	1	4	4.000
PROS 641	Related Discipline Seminars IV	Health Science Center			1	3			1	1	3	3.000
PROS 642	Adv Tmd/Occlusal Cncpt Trmts	Health Science Center	1	4					1	1	4	4.000
PROS 643	Clinical Teaching	Health Science Center	1	3					1	1	3	3.000
PROS 644	Maxiofac Prostho Concpnts Trt	Health Science Center			1	4			1	1	4	4.000
PROS 645	Adv Implant Concept Technique	Health Science Center			1	4			1	1	4	4.000
PROS 646	Intr to Pros Concepts Techniq	Health Science Center					1	3	1	1	3	3.000
PROS 647	Advanced Dental Materials	Health Science Center	1	4					1	1	4	4.000
PROS 648	Occlusal Concept Techniques I	Health Science Center	1	3					1	1	3	3.000
PROS 649	Occlusal Concept Techniques II	Health Science Center			1	3			1	1	3	3.000
PROS 650	Geriatric Prosthodontics	Health Science	1	4					1	1	4	4.000

**History of Courses Taught
2018-19**

**Course Inventory College Dentistry
Course Department REST**



			Fall 2018		Spring 2019		Summer 2019		Total Sections	TSecs	Total Enrollment	Average Enrollment
			Sections	Enrollment	Sections	Enrollment	Sections	Enrollment				
PROS 652	Clinical Prosthodontics I	Health Science Center	1	3					1	1	3	3.000
PROS 653	Clinical Prosthodontics II	Health Science Center			1	3			1	1	3	3.000
PROS 654	Adv Clinical Prosthodontics I	Health Science Center					1	3	1	1	3	3.000
PROS 655	Adv Clinical Prosthodontics II	Health Science Center	1	4					1	1	4	4.000
PROS 656	Adv Clin Prosthodontics III	Health Science Center			1	4			1	1	4	4.000
PROS 657	Adv Clinical Prosthodontics IV	Health Science Center					1	4	1	1	4	4.000
PROS 658	Adv Clinical Prosthodontics V	Health Science Center	1	3					1	1	3	3.000
PROS 659	Adv Clinical Prosthodontics Vi	Health Science Center			1	3			1	1	3	3.000
PROS 691	Research	Health Science Center	1	4	1	1	1	7	1	1	12	12.000
Department Total			14	48	14	45	7	27	33	33	120	

**History of Courses Taught
Academic Year 2018-19**



Course Inventory College: **Education and Human Development**

**History of Courses Taught Course Inventory College Education and
2018-19 Human Development
Course Department CLED**



			Fall 2018		Spring 2019		Summer 2019		Total Sections	TSecs	Total Enrollment	Average Enrollment
			Sections	Enrollment	Sections	Enrollment	Sections	Enrollment				
CEHD 603	Writing Pub Ed & Hd Res	College Station	1	12	1	7	1	5	1	1	24	24.000
Department Total			1	12	1	7	1	5	1	1	24	

History of Courses Taught Course Inventory College Education and Human Development
2018-19
Course Department EAHR



			Fall 2018		Spring 2019		Summer 2019		Total Sections	TSecs	Total Enrollment	Average Enrollment
			Sections	Enrollment	Sections	Enrollment	Sections	Enrollment				
EDAD 601	College Teaching	College Station	1	8	1	8			1	1	16	16.000
EDAD 603	Adv Stud Develop Theory	College Station	1	20					1	1	20	20.000
EDAD 605	School Principalship	College Station	2	41	1	47			2	2	88	44.000
EDAD 606	Instl Ldshp Trng	College Station			1	27	1	28	1	1	55	55.000
EDAD 608	K-12 School Fin & Budget	College Station			1	27	1	28	1	1	55	55.000
EDAD 609	Public School Laws	College Station			1	28	2	58	1	1	86	86.000
EDAD 610	Higher Education Law	College Station	1	19	1	20			1	1	39	39.000
EDAD 611	Higher Ed Bus & Finance	College Station			1	18			1	1	18	18.000
EDAD 616	Adm of Staff Personnel	College Station			1	10			1	1	10	10.000
EDAD 618	Edad in Crss Cult Envi	College Station			1	18			1	1	18	18.000
EDAD 619	Administrng Urban Schl	College Station					1	11	1	1	11	11.000
EDAD 623	Advanced Field Methods	College Station			1	14	1	15	1	1	29	29.000
EDAD 624	Adm Spec Popul Programs	College Station	1	16	1	28	1	46	1	1	90	90.000
EDAD 625	Personnel Law	College Station			1	10			1	1	10	10.000
EDAD 627	Case Studies Higher Ed	College Station	1	9					1	1	9	9.000
EDAD 631	Student Affs Functions	College Station	1	16					1	1	16	16.000
EDAD 635	Admin of Spec Services	College Station	1	28	1	47	1	12	1	1	87	87.000
EDAD 637	Adm of Change-Educ Org	College Station					1	12	1	1	12	12.000
EDAD 638	Dev Schl Com Prtnrshps	College Station	1	29	1	28	1	46	1	1	103	103.000
EDAD 639	Found of Educ Admin	College Station	3	40					3	3	40	13.333
EDAD 650	Prof Dev in Higher Educ	College Station	1	10	1	17			1	1	27	27.000
EDAD 651	Educ Finance & Economics	College Station	1	13					1	1	13	13.000
EDAD 652	Politics of Education	College Station			1	13			1	1	13	13.000
EDAD 653	Org Theory & Ldshp Educ	College Station	1	11					1	1	11	11.000
EDAD 655	Admin of Higher Educ	College Station	1	20					1	1	20	20.000
EDAD 658	Assmt & Interv Stud Affs	College Station			1	18			1	1	18	18.000
EDAD 669	College Student	College Station	1	16			1	9	1	1	25	25.000
EDAD 670	Student Affairs Admin	College Station			1	21			1	1	21	21.000
EDAD 683	Practicum in Saaha	College Station	2	17	2	18			2	2	35	17.500
EDAD 684	Internship	College Station	4	66	8	116	4	84	4	4	266	66.500
EDAD 685	Directed Studies	College Station	5	8	5	6	7	7	5	5	21	4.200
EDAD 687	Prin Prof Prac in Ed	College Station	1	47	1	12	1	53	1	1	112	112.000

History of Courses Taught Course Inventory College Education and Human Development
2018-19
Course Department EAHR



			Fall 2018		Spring 2019		Summer 2019		Total Sections	TSecs	Total Enrollment	Average Enrollment
			Sections	Enrollment	Sections	Enrollment	Sections	Enrollment				
EDAD 688	Anly Crit Issue in Ed	College Station	1	10	1	5			1	1	15	15.000
EDAD 689	Special Topics in	College Station			1	11			1	1	11	11.000
EDAD 690	Theory Edad Research	College Station	3	42	4	36	2	22	3	3	100	33.333
EDAD 691	Research	College Station	12	35	11	38	9	13	12	12	86	7.167
EDAD 692	Professional Study	College Station	4	18	4	22	5	10	5	5	50	10.000
EHRD 101	Learn Commun Ldshp Dev	College Station	1	29					1	1	29	29.000
EHRD 203	Foundations Hr Dev	College Station	4	120	2	83	1	27	4	4	230	57.500
EHRD 210	Legal & Ethical Envr Hrd	College Station	2	68	2	77	1	21	2	2	166	83.000
EHRD 315	Applied Hrd in the Workplace	College Station	2	56	3	68	1	17	1	1	141	141.000
EHRD 371	App Learning Principles	College Station	4	103	4	90	1	24	4	4	217	54.250
EHRD 372	Learning and Devl in Hrd	College Station	3	118	1	40	1	23	3	3	181	60.333
EHRD 374	Organizational Developmt	College Station	1	40	4	89	1	22	1	1	151	151.000
EHRD 391	Measure & Eval in Hrd/Tcm	College Station	4	106	2	71	1	24	4	4	201	50.250
EHRD 405	Leadership in Hrd/Tcm	College Station	1	40	2	80	1	30	1	1	150	150.000
EHRD 408	Global Div in Workplace	College Station	1	30	2	50	1	24	1	1	104	104.000
EHRD 413	Conflict Mgmt & Dialogue	College Station	3	58	3	53			3	3	111	37.000
EHRD 477	Project Mgmt in Org	College Station	2	73	2	73	1	15	2	2	161	80.500
EHRD 481	Career Development Smnr	College Station	3	83	3	80	2	20	3	3	183	61.000
EHRD 484	Professional Internship	College Station	1	19	2	40	1	39	1	1	98	98.000
EHRD 485	Directed Studies	College Station	3	4	1	2	2	12	3	3	18	6.000
EHRD 490	Research in Hrd/Tcm	College Station	4	79	3	63	2	34	4	4	176	44.000
EHRD 601	Foundations of Hrd	College Station	1	15					1	1	15	15.000
EHRD 603	Applied Thretl Found Hrd	College Station	2	20	2	21			2	2	41	20.500
EHRD 605	Prin&Prac Ldrshp Hrd	College Station			1	21			1	1	21	21.000
EHRD 607	International Hrd	College Station	1	6					1	1	6	6.000
EHRD 612	Training & Dev in Hrd	College Station	2	27	1	22			1	1	49	49.000
EHRD 613	Career Dev in Hrd	College Station	1	19	2	29			1	1	48	48.000
EHRD 614	Strategic Planning Hrd	College Station	2	28	2	28			2	2	56	28.000
EHRD 616	Mthds of Teaching Adults	College Station	2	21	2	24			2	2	45	22.500
EHRD 618	Evaluation Models in Hrd	College Station	2	27			2	29	2	2	56	28.000
EHRD 619	Conflict Mgmt and Dialogue	College Station	1	15	1	7			1	1	22	22.000
EHRD 622	Training Task Analysis	College Station					1	22	1	1	22	22.000

History of Courses Taught Course Inventory College Education and Human Development

2018-19

Course Department EAHR



			Fall 2018		Spring 2019		Summer 2019		Total Sections	TSecs	Total Enrollment	Average Enrollment
			Sections	Enrollment	Sections	Enrollment	Sections	Enrollment				
EHRD 624	Change Theory	College Station	2	18	2	27			2	2	45	22.500
EHRD 625	Org Dev & Perform in Hrd	College Station	2	28	1	23			2	2	51	25.500
EHRD 627	Rsch & Devel in Ehrd	College Station	2	24			2	26	2	2	50	25.000
EHRD 630	Adult Learning	College Station	3	20	2	26	2	31	3	3	77	25.667
EHRD 631	Foundtions of Adult Educ	College Station			2	16			2	2	16	8.000
EHRD 636	Wrkg With Adult Groups	College Station	1	16					1	1	16	16.000
EHRD 642	Prog Devel in Adult Ed	College Station			2	18			2	2	18	9.000
EHRD 643	Adult Ed Global Soc Just	College Station	1	6					1	1	6	6.000
EHRD 647	Edctn for Older Adults	College Station			1	8			1	1	8	8.000
EHRD 651	Mdls Epist & Inqy Ehrd	College Station	1	13	1	10			1	1	23	23.000
EHRD 656	Narrative Analysis	College Station			1	10			1	1	10	10.000
EHRD 673	Intro Distance Learning	College Station	2	14					2	2	14	7.000
EHRD 681	Seminar	College Station	3	21	1	7	1	9	1	1	37	37.000
EHRD 684	Prof Internship	College Station	1	1	2	3	1	1	1	1	5	5.000
EHRD 685	Directed Studies	College Station	2	4	4	7	5	6	2	2	17	8.500
EHRD 689	Special Topics in	College Station					1	16	1	1	16	16.000
EHRD 690	Thry of Ehrd Research	College Station	3	28	3	30	1	28	3	3	86	28.667
EHRD 691	Research	College Station	8	29	8	29	7	9	7	7	67	9.571
TCMG 272	Tech & End User Support	College Station	2	51	2	41			2	2	92	46.000
TCMG 274	Fdn of Networking Educ	College Station	1	45	1	32			1	1	77	77.000
TCMG 303	Unix Sys Admin Pract	College Station	1	28	2	57			1	1	85	85.000
TCMG 308	Cybersecurity Digital Ethics	College Station	2	64	2	66	1	23	2	2	153	76.500
TCMG 316	Dbase Sys Admin & Appl	College Station			1	29			1	1	29	29.000
TCMG 402	Instruct Tech & Design	College Station	2	59	2	80	1	22	2	2	161	80.500
TCMG 412	Contemp Issues in Tcm	College Station	1	39	1	32			1	1	71	71.000
TCMG 476	Tech Ntwk Capstone	College Station	1	36	1	31			1	1	67	67.000
TCMG 484	Professional Internship	College Station	1	27	2	32	1	17	1	1	76	76.000
TCMG 485	Directed Studies	College Station	1	2					1	1	2	2.000
Department Total			146	2,316	146	2,388	82	1,025	166	166	5,729	

**History of Courses Taught Course Inventory College Education and
2018-19 Human Development
Course Department EPSY**



			Fall 2018		Spring 2019		Summer 2019		Total Sections	TSecs	Total Enrollment	Average Enrollment
			Sections	Enrollment	Sections	Enrollment	Sections	Enrollment				
BEFB 425	Student Teaching Besl	College Station	2	12	2	15			2	2	27	13.500
BEFB 426	Effect Instr Hisp Studnt	College Station	2	12	2	15			2	2	27	13.500
BEFB 470	Biling Assess&Monitoring	College Station			1	13			1	1	13	13.000
BEFB 472	Biling&Dual Lang Method	College Station	1	13					1	1	13	13.000
BEFB 474	Biliteracy Biling&Dual	College Station	1	13					1	1	13	13.000
BEFB 476	Content Area Instruction	College Station			1	13			1	1	13	13.000
BEFB 482	Seminar: Teach as Effect Comm	College Station	1	13					1	1	13	13.000
BIED 610	Hisp Biling Assess/Monit	College Station			2	14			2	2	14	7.000
BIED 611	Dual Language Prog Methd	College Station	2	13					2	2	13	6.500
BIED 613	Span/Eng Biliteracy	College Station	2	17					2	2	17	8.500
BIED 614	Besl Curriculum Dev Lang	College Station	3	51			2	63	3	3	114	38.000
BIED 615	Teacher Action Research	College Station			2	9			2	2	9	4.500
BIED 616	Span for Bilin/Dual Lang	College Station					2	20	2	2	20	10.000
BIED 620	Current Issues in Besl	College Station	1	5					1	1	5	5.000
BIED 632	Research in Second Lang	College Station	3	51	1	10	1	53	1	1	114	114.000
BIED 683	Field Practicum in	College Station	3	4	6	8	3	4	3	3	16	5.333
BIED 684	Profess Internship	College Station	1	1					1	1	1	1.000
BIED 685	Directed Studies	College Station	4	10	4	5	4	9	4	4	24	6.000
BIED 689	Special Topics in	College Station	2	39	1	47			2	2	86	43.000
BIED 691	Research	College Station	4	8	3	7	4	7	4	4	22	5.500
CPSY 601	Multicult Couns in Sch	College Station					1	33	1	1	33	33.000
CPSY 602	Couns Tech for Sch Cnslrs	College Station	1	31					1	1	31	31.000
CPSY 603	Sch Couns Grp Intervent	College Station					1	28	1	1	28	28.000
CPSY 612	Plan & Org Comp Gui Pr	College Station			1	29			1	1	29	29.000
CPSY 626	Psychopathology	College Station	1	7					1	1	7	7.000
CPSY 630	Found of School Counseling	College Station					1	29	1	1	29	29.000
CPSY 631	Tech of Counseling	College Station	1	5					1	1	5	5.000
CPSY 632	Career Counseling	College Station			1	15			1	1	15	15.000
CPSY 635	Social-Counseling Inter	College Station	1	8					1	1	8	8.000
CPSY 636	Psyc Consult to Orgs	College Station	1	7			1	8	1	1	15	15.000
CPSY 637	Latino Psychology	College Station			1	5			1	1	5	5.000
CPSY 662	Prof Issues in Cou Psy	College Station			1	8			1	1	8	8.000

History of Courses Taught Course Inventory College Education and Human Development
2018-19
Course Department EPSY



			Fall 2018		Spring 2019		Summer 2019		Total Sections	TSecs	Total Enrollment	Average Enrollment
			Sections	Enrollment	Sections	Enrollment	Sections	Enrollment				
CPSY 664	Couns Practicum II	College Station	1	9	1	1			1	1	10	10.000
CPSY 666	Pract in Coun Superv	College Station	1	4					1	1	4	4.000
CPSY 672	Theories of Couns & Ps	College Station	1	8					1	1	8	8.000
CPSY 679	Multicultural Counseling	College Station			1	8			1	1	8	8.000
CPSY 683	Field Practicum	College Station	7	43	10	48	5	19	7	7	110	15.714
CPSY 684	Profess Internship	College Station	2	7	2	7	2	8	2	2	22	11.000
CPSY 685	Directed Studies	College Station	4	13	5	13	4	5	4	4	31	7.750
CPSY 689	Special Topics in	College Station					1	27	1	1	27	27.000
CPSY 690	Theory of Cpsy Research	College Station			1	8			1	1	8	8.000
CPSY 691	Research	College Station	4	9	4	8	6	11	4	4	28	7.000
EDTC 602	Edu Tech Field Theory and Prof	College Station	1	17					1	1	17	17.000
EDTC 608	Online Course Design	College Station			2	19			2	2	19	9.500
EDTC 621	Graphic Comm & Interface Dsn	College Station			1	19			1	1	19	19.000
EDTC 631	Educational Video	College Station					1	19	1	1	19	19.000
EDTC 641	Educ Game Design	College Station	2	20					2	2	20	10.000
EDTC 642	Design for Mobile Learning	College Station			2	23			2	2	23	11.500
EDTC 646	Emerging Tech for Learning II	College Station	2	21					2	2	21	10.500
EDTC 651	Elearning Design and Dev	College Station			2	21			2	2	21	10.500
EDTC 654	Instruct Design Tech	College Station	1	10	1	22			1	1	32	32.000
EDTC 655	Instr Design II	College Station	2	13					2	2	13	6.500
EDTC 684	Prof Internship	College Station	1	1	1	1			1	1	2	2.000
EDTC 691	Research	College Station	1	3	1	3			1	1	6	6.000
EPFB 210	Family Involve & Empower	College Station	2	64	1	39			2	2	103	51.500
EPFB 301	Teaching Skills I	College Station	1	29	1	18			1	1	47	47.000
EPFB 401	Teaching Skills II	College Station	1	28	1	29			1	1	57	57.000
EPSY 320	Child Dev for Educators	College Station	4	106	3	92	1	21	4	4	219	54.750
EPSY 321	Adol Dev for Educators	College Station	1	20	1	16			1	1	36	36.000
EPSY 430	Creativity Theory Resrch	College Station	2	47					2	2	47	23.500
EPSY 431	Persnl Creativity Gifted	College Station					2	39	2	2	39	19.500
EPSY 432	Creativity Problem Solv	College Station	2	60					2	2	60	30.000
EPSY 433	Lateral Thinking	College Station			3	75			3	3	75	25.000
EPSY 435	Educational Statistics	College Station	5	161	4	184	2	81	5	5	426	85.200

**History of Courses Taught Course Inventory College Education and
2018-19 Human Development
Course Department EPSY**



			Fall 2018		Spring 2019		Summer 2019		Total Sections	TSecs	Total Enrollment	Average Enrollment
			Sections	Enrollment	Sections	Enrollment	Sections	Enrollment				
EPSY 459	Prac in Educating G/T	College Station					2	9	2	2	9	4.500
EPSY 485	Directed Studies	College Station	3	32	5	42	1	3	5	5	77	15.400
EPSY 491	Research	College Station	1	1					1	1	1	1.000
EPSY 602	Educ Psychology	College Station	3	38	2	36			3	3	74	24.667
EPSY 604	Career Couns in Schools	College Station					2	32	2	2	32	16.000
EPSY 605	Eff Cultr Div Pov Child	College Station	1	18					1	1	18	18.000
EPSY 606	Motivation & Learning	College Station			1	8			1	1	8	8.000
EPSY 618	Neuro/Genetic Disorders	College Station					2	12	2	2	12	6.000
EPSY 621	Clinical Neuropsychology	College Station					2	15	2	2	15	7.500
EPSY 622	Meas & Eval in Educ	College Station	2	25	2	24	2	23	2	2	72	36.000
EPSY 624	Creative Thinking	College Station	2	32					2	2	32	16.000
EPSY 625	Adv Psychometric Theory	College Station			1	20	1	17	1	1	37	37.000
EPSY 627	Struc Person Assm Couns	College Station			1	9			1	1	9	9.000
EPSY 630	Single Case Experimental Dsn	College Station			3	37			3	3	37	12.333
EPSY 631	Program Eval	College Station	3	16					3	3	16	5.333
EPSY 633	Qual Res Design and Data Coll	College Station	1	13					1	1	13	13.000
EPSY 634	Educational Neuroscience	College Station	1	12					1	1	12	12.000
EPSY 635	Educational Statistics	College Station	1	3	3	22			3	3	25	8.333
EPSY 636	Techniques of Research	College Station	4	48	2	15	1	16	4	4	79	19.750
EPSY 637	Qual Grounded Thry Meth	College Station	1	9					1	1	9	9.000
EPSY 640	Stat Analysis Ed Research I	College Station	2	43					2	2	43	21.500
EPSY 641	Stat Analysis Ed Research II	College Station			2	46			2	2	46	23.000
EPSY 642	Meta-Analy of Beh Rsch	College Station	1	23	1	18			1	1	41	41.000
EPSY 644	History of Psychology	College Station					2	14	2	2	14	7.000
EPSY 645	Creative Genius	College Station			2	17			2	2	17	8.500
EPSY 646	Issues in Chld & Adlsnt	College Station			2	42			2	2	42	21.000
EPSY 647	Lifespan Development	College Station	1	11			1	7	1	1	18	18.000
EPSY 648	Intelligence & Creativty	College Station			1	7			1	1	7	7.000
EPSY 650	Multi Reg & Other Lm in Ed Res	College Station	1	23					1	1	23	23.000
EPSY 651	Theory of Struct Eq Mod	College Station	1	23	1	44			1	1	67	67.000
EPSY 652	Theory of Hlm	College Station			1	22	1	14	1	1	36	36.000
EPSY 655	Item Response Theory	College Station			1	13			1	1	13	13.000

History of Courses Taught Course Inventory College Education and Human Development
2018-19
Course Department EPSY




			Fall 2018		Spring 2019		Summer 2019		Total Sections	TSecs	Total Enrollment	Average Enrollment
			Sections	Enrollment	Sections	Enrollment	Sections	Enrollment				
EPSY 659	Pract Educat Gift & TI	College Station					1	2	1	1	2	2.000
EPSY 673	Learn Theory for Educ	College Station	1	12	1	10	2	40	1	1	62	62.000
EPSY 682	Seminar in Epsy	College Station	1	6					1	1	6	6.000
EPSY 683	Field Practicum in	College Station			1	4	1	3	1	1	7	7.000
EPSY 684	Profess Internship	College Station	3	4	1	2	3	3	3	3	9	3.000
EPSY 685	Directed Studies	College Station	4	13	3	5	2	4	3	3	22	7.333
EPSY 689	Special Topics in	College Station	1	11			1	12	1	1	23	23.000
EPSY 691	Research	College Station	16	39	19	36	23	38	16	16	113	7.062
INST 210	Understand Spec Popul	College Station	10	250	10	220	3	52	10	10	522	52.200
INST 301	Educ Psychology	College Station	3	59	3	87	1	25	3	3	171	57.000
SEFB 420	Edu Employ Iss Secd Sped	College Station	1	28	1	27			1	1	55	55.000
SEFB 425	Stdnt Tchng Sped	College Station	2	11	2	26			2	2	37	18.500
SEFB 618	Behavior Management	College Station	1	36					1	1	36	36.000
SEFB 630	Practicum in Aba	College Station	1	4	1	3			1	1	7	7.000
SPED 302	Instr Design Stu Disable	College Station	1	19	1	31			1	1	50	50.000
SPED 310	Instr Strat Stu Disable	College Station	1	29	1	18			1	1	47	47.000
SPED 311	Assess Stdnt With Dsblty	College Station	1	28	1	29			1	1	57	57.000
SPED 312	Eff Rding Stud Divers Abil	College Station	1	29	1	18			1	1	47	47.000
SPED 314	Effec Math Str for Swd	College Station	1	28	1	29			1	1	57	57.000
SPED 414	Meth & Iss Low Incid Disab	College Station	1	28	1	29			1	1	57	57.000
SPED 442	Stdnts Emo Dis & Beh Dis	College Station	1	28	1	29			1	1	57	57.000
SPED 471	Clsr Mgmt & Beh Intrvntn	College Station	1	29	1	18			1	1	47	47.000
SPED 601	Assessmnt School Setting	College Station					2	57	2	2	57	28.500
SPED 602	Ethics & Prof Cond in Sped	College Station			2	30			2	2	30	15.000
SPED 609	Educ Indiv With Autism	College Station	2	31			2	41	2	2	72	36.000
SPED 612	Sped Law & Policy	College Station	1	10					1	1	10	10.000
SPED 617	Adole Lit Stud Div Instr	College Station			1	35			1	1	35	35.000
SPED 618	Prep Prof Spec Ed& Allied Flds	College Station	1	6					1	1	6	6.000
SPED 619	Critcl Resrch Pract Sped	College Station			1	4			1	1	4	4.000
SPED 621	Overview Exceptl Stdents	College Station	1	2	2	22			1	1	24	24.000
SPED 624	Prof Dev in Research	College Station			1	7			1	1	7	7.000
SPED 628	Consultation in Sped	College Station					2	62	2	2	62	31.000

**History of Courses Taught Course Inventory College Education and
2018-19 Human Development
Course Department EPSY**




			Fall 2018		Spring 2019		Summer 2019		Total Sections	TSecs	Total Enrollment	Average Enrollment
			Sections	Enrollment	Sections	Enrollment	Sections	Enrollment				
SPED 630	Early Lit Stu Div Inst Needs	College Station	1	33					1	1	33	33.000
SPED 632	Trans Ed & Svcs Ind Disabil	College Station	1	30					1	1	30	30.000
SPED 642	Prv Sup Interv Stdnt Beh Prob	College Station					1	36	1	1	36	36.000
SPED 683	Field Practicum	College Station	1	1	3	4	1	1	1	1	6	6.000
SPED 685	Directed Studies	College Station	2	2	2	9	2	2	2	2	13	6.500
SPED 699	Adv Applied Behav Analy	College Station			1	37			1	1	37	37.000
SPSY 610	Child Psychopathology	College Station	1	6					1	1	6	6.000
SPSY 611	Legal Ethic Credent Spsy	College Station	1	6	1	6	1	6	1	1	18	18.000
SPSY 612	Ind Assesm Child Intel	College Station	1	7	1	5			1	1	12	12.000
SPSY 614	Integrated Assess Prac	College Station			1	8			1	1	8	8.000
SPSY 617	Ed in Children	College Station	1	7					1	1	7	7.000
SPSY 627	Culturally Responsve Intervent	College Station					1	8	1	1	8	8.000
SPSY 628	Consultation Theory	College Station			1	9			1	1	9	9.000
SPSY 638	Sys Consult & Prev Sci	College Station	1	15					1	1	15	15.000
SPSY 641	Child Therapy	College Station			1	8			1	1	8	8.000
SPSY 642	Behavior Assess & Intn	College Station			1	5			1	1	5	5.000
SPSY 643	Acad Assess & Intrvntn	College Station	1	5					1	1	5	5.000
SPSY 644	Child Therapy Advanced	College Station					1	6	1	1	6	6.000
SPSY 683	Field Exper/Extern in Spsy	College Station	7	26	9	33	8	14	7	7	73	10.429
SPSY 684	Profess Internship	College Station	1	10	1	10	3	8	1	1	28	28.000
SPSY 685	Directed Studies	College Station			1	1			1	1	1	1.000
SPSY 691	Research	College Station	7	12	5	13	9	13	7	7	38	5.429
Department Total			197	2,283	193	2,156	131	1,079	274	274	5,518	

**History of Courses Taught Course Inventory College Education and
2018-19 Human Development
Course Department HLKN**



			Fall 2018		Spring 2019		Summer 2019		Total Sections	TSecs	Total Enrollment	Average Enrollment
			Sections	Enrollment	Sections	Enrollment	Sections	Enrollment				
ATTR 201	Field Experience in Attr I	College Station	1	23					1	1	23	23.000
ATTR 202	Field Experience in Attr II	College Station			1	18			1	1	18	18.000
ATTR 301	Field Experience in Attr I	College Station	1	13					1	1	13	13.000
ATTR 302	Field Experience in Attr II	College Station			1	12			1	1	12	12.000
ATTR 651	Clin Educ I	College Station					1	15	1	1	15	15.000
ATTR 652	Clin Educ II	College Station	1	10					1	1	10	10.000
ATTR 653	Clin Educ III	College Station			1	9			1	1	9	9.000
ATTR 655	Clin Educ V	College Station	1	16					1	1	16	16.000
ATTR 656	Clin Educ Vi	College Station			1	16			1	1	16	16.000
ATTR 660	Prev & Care Athl Trn	College Station					1	15	1	1	15	15.000
ATTR 661	Prev & Care Athl Trn Lab	College Station					1	15	1	1	15	15.000
ATTR 662	Clin Exam & Diag Le	College Station	1	10					1	1	10	10.000
ATTR 663	Clin Exam & Diag Le Lab	College Station	1	10					1	1	10	10.000
ATTR 664	Clin Exam & Diag Ue	College Station			1	9			1	1	9	9.000
ATTR 665	Clin Exam & Diag Ue Lab	College Station			1	9			1	1	9	9.000
ATTR 666	Physical Rehab	College Station	1	16					1	1	16	16.000
ATTR 667	Physical Rehab Lab	College Station	1	16					1	1	16	16.000
ATTR 668	Therapeutic Modal	College Station	1	10					1	1	10	10.000
ATTR 669	Therapeutic Modal Lab	College Station	1	10					1	1	10	10.000
ATTR 670	Gen Med Cond & Thera Med	College Station	1	16					1	1	16	16.000
ATTR 671	Org & Admin Athl Trn	College Station			1	9			1	1	9	9.000
ATTR 672	Prof Prep & Issues at TR	College Station			1	16			1	1	16	16.000
ATTR 673	Manual Therapy Athl Training	College Station	1	16					1	1	16	16.000
DCED 160	Ballet I	College Station	1	22					1	1	22	22.000
DCED 161	Ballet II	College Station	1	23					1	1	23	23.000
DCED 162	Ballet III	College Station	1	13					1	1	13	13.000
DCED 171	Modern Dance I	College Station	1	26					1	1	26	26.000
DCED 172	Modern Dance II	College Station	1	19					1	1	19	19.000
DCED 173	Modern Dance III	College Station	1	17					1	1	17	17.000
DCED 202	Dance Appreciation	College Station	7	382	8	480	13	717	7	7	1,579	225.571
DCED 203	Dance Production	College Station			1	15			1	1	15	15.000
DCED 301	Dance History	College Station			1	9			1	1	9	9.000


History of Courses Taught Course Inventory College Education and Human Development
2018-19
Course Department HLKN



			Fall 2018		Spring 2019		Summer 2019		Total Sections	TSecs	Total Enrollment	Average Enrollment
			Sections	Enrollment	Sections	Enrollment	Sections	Enrollment				
DCED 303	Health Practices Dancers	College Station	1	21					1	1	21	21.000
DCED 306	Dance Composition I	College Station	1	18					1	1	18	18.000
DCED 400	Dance Composition II	College Station			1	11			1	1	11	11.000
DCED 401	Dance Pedagogy	College Station			1	16			1	1	16	16.000
DCED 402	Dance Composition III	College Station	1	11					1	1	11	11.000
HEFB 222	Tch School Modern Society	College Station	1	12	1	9			1	1	21	21.000
HEFB 324	Tech Tchng 21st Cent Lrn	College Station	1	10	1	5			1	1	15	15.000
HEFB 325	Intro Sec School Tchng	College Station	1	11	1	9			1	1	20	20.000
HEFB 450	Supervised Std Tchng	College Station	1	22	1	11			1	1	33	33.000
HLTH 210	Intro to the Discipline	College Station	4	276	3	125			4	4	401	100.250
HLTH 214	Hlth Phy Activity Child	College Station	1	17	1	18	1	7	1	1	42	42.000
HLTH 216	First Aid	College Station	5	89	8	139	3	41	5	5	269	53.800
HLTH 221	Safety	College Station	1	31	1	22			1	1	53	53.000
HLTH 222	Concepts in Peer Hlth Edu	College Station	1	21	1	24			1	1	45	45.000
HLTH 231	Healthy Lifestyles	College Station	2	354	3	297	1	65	2	2	716	358.000
HLTH 236	Race Ethnicity & Health	College Station	3	834	4	1,109	2	168	3	3	2,111	703.667
HLTH 240	Comp Tech in Hlth/Kine	College Station	1	216	2	249	1	37	1	1	502	502.000
HLTH 285	Directed Studies	College Station	3	53	4	52			3	3	105	35.000
HLTH 331	Community Health	College Station	3	174	4	174	1	7	3	3	355	118.333
HLTH 332	School Health Program	College Station			1	23			1	1	23	23.000
HLTH 333	Spirituality and Health	College Station	1	18	1	11			1	1	29	29.000
HLTH 334	Womens Health	College Station	2	331	3	570	2	113	2	2	1,014	507.000
HLTH 335	Human Diseases	College Station	4	201	5	193	1	44	1	1	438	438.000
HLTH 342	Human Sexuality	College Station	3	307	4	154	1	9	3	3	470	156.667
HLTH 353	Drugs & Society	College Station	3	243	4	178	1	60	3	3	481	160.333
HLTH 354	Med Term for Hlth Prof	College Station	1	747	2	816	1	101	1	1	1,664	1,664.000
HLTH 403	Consumer Health	College Station	3	77	4	130	1	39	3	3	246	82.000
HLTH 407	Global Health	College Station	2	104	3	175	1	9	2	2	288	144.000
HLTH 410	Hlth Programs Workplace	College Station	3	76	3	118	1	27	1	1	221	221.000
HLTH 415	Health Ed Methodology	College Station	3	53	2	46	1	9	3	3	108	36.000
HLTH 421	Element School Hlth Inst	College Station	2	52					2	2	52	26.000
HLTH 425	Hlth Program Evaluation	College Station	2	41	1	33	1	9	2	2	83	41.500

* College and Department are as defined in the Approved Course Inventory posted at <http://dars.tamu.edu/Data-and-Reports/Course#approved>
 Prepared by Data and Research Services
 Texas A&M University

History of Courses Taught Course Inventory College Education and Human Development
2018-19
Course Department HLKN




			Fall 2018		Spring 2019		Summer 2019		Total Sections	TSecs	Total Enrollment	Average Enrollment
			Sections	Enrollment	Sections	Enrollment	Sections	Enrollment				
HLTH 429	Environmental Health	College Station	3	178	4	107	1	38	3	3	323	107.667
HLTH 440	Con Iss Comm Hlth Intern	College Station	2	41	1	33	1	9	2	2	83	41.500
HLTH 445	Prof Prac in Hlth Educ	College Station	2	35	2	64	1	5	1	1	104	104.000
HLTH 481	Seminar in Allied Health	College Station	8	149	10	151	2	35	8	8	335	41.875
HLTH 482	Grant Writing in Hlth	College Station	9	154	13	195	2	38	13	13	387	29.769
HLTH 484	Community Health Internship	College Station	2	15	2	42	2	29	2	2	86	43.000
HLTH 485	Directed Studies	College Station	1	1	6	18	1	19	1	1	38	38.000
HLTH 489	Special Topics in	College Station					1	7	1	1	7	7.000
HLTH 491	Research	College Station	2	2	5	13	4	8	2	2	23	11.500
HLTH 605	Health Research Methods	College Station	1	8					1	1	8	8.000
HLTH 607	International Health	College Station	1	4	1	7	1	1	1	1	12	12.000
HLTH 610	Health Assessment	College Station					1	1	1	1	1	1.000
HLTH 611	Organiz and Admin Health	College Station	2	17					2	2	17	8.500
HLTH 630	Health Program Planning	College Station	1	6	2	3			1	1	9	9.000
HLTH 631	Communtiy Public Health	College Station			1	7			1	1	7	7.000
HLTH 632	Hlth Program Evaluation	College Station			1	9			1	1	9	9.000
HLTH 634	Womens Health	College Station	2	18	1	9	1	11	2	2	38	19.000
HLTH 635	Race Ethnicity and Hlth	College Station	2	17	1	9	1	11	2	2	37	18.500
HLTH 639	Beh Found of Health Ed	College Station	1	11					1	1	11	11.000
HLTH 640	Hlth Inter & Wellness	College Station	1	3					1	1	3	3.000
HLTH 641	Foundations in Health Ed	College Station	2	4					2	2	4	2.000
HLTH 642	Hlth Education Ethics	College Station			1	3			1	1	3	3.000
HLTH 643	Intro to Epidemiology	College Station			1	9			1	1	9	9.000
HLTH 644	Health Education Theory	College Station	2	6					2	2	6	3.000
HLTH 645	Hlth Ed Rsch & Eval	College Station	2	10					2	2	10	5.000
HLTH 646	Hlth Ed Training	College Station			2	17			2	2	17	8.500
HLTH 649	Adv Hlth Behavior Theory	College Station					1	9	1	1	9	9.000
HLTH 659	Writing Hlth Educators	College Station	1	6	1	9	1	7	1	1	22	22.000
HLTH 660	Hlth Iss Aging Dy Dth	College Station			1	4			1	1	4	4.000
HLTH 681	Seminar	College Station	2	4	1	9	1	2	1	1	15	15.000
HLTH 683	Practicum	College Station	1	1	1	1			1	1	2	2.000
HLTH 684	Prof Internship	College Station	6	10	2	8	6	7	6	6	25	4.167

History of Courses Taught Course Inventory College Education and Human Development

2018-19

Course Department HLKN




			Fall 2018		Spring 2019		Summer 2019		Total Sections	TSecs	Total Enrollment	Average Enrollment
			Sections	Enrollment	Sections	Enrollment	Sections	Enrollment				
HLTH 685	Directed Studies	College Station	7	10	4	6	6	10	7	7	26	3.714
HLTH 690	Theory of Res in Disci	College Station	1	7					1	1	7	7.000
HLTH 691	Research	College Station	8	12	9	13	11	14	8	8	39	4.875
KINE 120	Sci Basic Hlth & Fitness	Galveston	6	98	5	71			6	6	169	28.167
		College Station	54	1,359	42	1,139	6	95	54	54	2,593	48.019
KINE 121	Phys & Motor Fitness	College Station	5	195	5	184			5	5	379	75.800
KINE 175	Gender Neutral Partner	College Station	1	14					1	1	14	14.000
KINE 198	Health & Fitness Activity	College Station	6	121	7	138			6	6	259	43.167
KINE 199	Required Physical Acti	Galveston	7	79	10	112			7	7	191	27.286
		College Station	225	4,834	218	4,806	14	188	225	225	9,828	43.680
KINE 201	Pilates Apparatus	College Station	1	14					1	1	14	14.000
KINE 210	The Art of Movement	College Station	1	24	1	30			1	1	54	54.000
		Galveston	2	48					2	2	48	24.000
KINE 213	Foundations of Kine	College Station	2	201	2	162			2	2	363	181.500
KINE 214	Hlth Phy Activity Child	College Station	1	17	1	20	1	13	1	1	50	50.000
KINE 215	Fundamentals of Coaching	College Station	3	53	2	44			3	3	97	32.333
KINE 223	Intro Sci Hlth & Fitness	College Station	45	1,281	50	1,332	4	64	45	45	2,677	59.489
		Galveston	1	20	2	39			1	1	59	59.000
KINE 260	Movement Lab Ballet I	College Station			1	17			1	1	17	17.000
KINE 271	Movt Lab Modern Dance I	College Station			1	20			1	1	20	20.000
KINE 285	Directed Studies	College Station	3	40	4	33			3	3	73	24.333
KINE 291	Research	College Station	1	1					1	1	1	1.000
KINE 302	Appl Exer Physiol Coachs	College Station	1	31	3	36			1	1	67	67.000
KINE 305	Sport Nutrition	College Station	1	31	2	37			1	1	68	68.000
KINE 306	Func Anatomy for Coaches	College Station	2	37	2	40			2	2	77	38.500
KINE 307	Lifespan Motor Develop	College Station	5	150	4	117	1	19	5	5	286	57.200
KINE 308	Integrated Adventure Ed	College Station	1	18					1	1	18	18.000
KINE 312	Coaching of Baseball	College Station			1	34			1	1	34	34.000
KINE 314	Coaching of Soccer	College Station	1	18	1	26			1	1	44	44.000
KINE 317	Coaching of Football	College Station	1	24					1	1	24	24.000
KINE 318	Athletic Injuries	College Station	2	129	2	165	1	17	2	2	311	155.500
KINE 321	Coaching of Volleyball	College Station	1	23					1	1	23	23.000
KINE 324	Career Dev Coach & Youth Dev	College Station	1	22			1	10	1	1	32	32.000
KINE 351	Coaching of Basketball	College	1	24	1	30			1	1	54	54.000

History of Courses Taught Course Inventory College Education and Human Development

2018-19

Course Department HLKN




		Station	Fall 2018		Spring 2019		Summer 2019		Total Sections	TSecs	Total Enrollment	Average Enrollment
			Sections	Enrollment	Sections	Enrollment	Sections	Enrollment				
KINE 355	Coaching of Track	College Station			1	23			1	1	23	23.000
KINE 361	Movement Lab Ballet II	College Station			1	20			1	1	20	20.000
KINE 372	Movt Lab Modern Dance II	College Station			1	17			1	1	17	17.000
KINE 386	Sport Physiology	College Station	1	23	2	33			1	1	56	56.000
KINE 403	Dance Wellness	College Station			1	12			1	1	12	12.000
KINE 404	Coaching Psyc	College Station	1	38	1	33			1	1	71	71.000
KINE 406	Mtr Learn & Skill Perf	College Station	3	83	4	140	1	26	3	3	249	83.000
KINE 425	Tests & Measurements	College Station	1	17	1	5			1	1	22	22.000
KINE 426	Exercise Biomechanics	College Station	5	96	7	144	2	31	5	5	271	54.200
KINE 427	Therapeutic Principles	College Station	2	135	1	94	1	15	2	2	244	122.000
KINE 429	Adapted Phys Activity	College Station	1	24	1	19			1	1	43	43.000
KINE 431	Rope Cr & Grp Proc	College Station			1	19			1	1	19	19.000
KINE 433	Physiology of Exercise	College Station	3	137	3	119	1	27	3	3	283	94.333
KINE 435	Phys of Exercise Lab	College Station	1	18	1	7			1	1	25	25.000
KINE 439	Exercise Eval & Prescp	College Station	1	11	1	19	1	7	1	1	37	37.000
KINE 462	Movement Lab Ballet III	College Station			1	20			1	1	20	20.000
KINE 473	Movt Lab Modern Dnce III	College Station			1	18			1	1	18	18.000
KINE 482	Seminar in Kinesiology	College Station	5	97	9	161	2	34	5	5	292	58.400
KINE 483	Practicum in Kinesiology	College Station	2	57	2	38	2	15	2	2	110	55.000
KINE 484	Internship in Kine	College Station	2	7	4	24	2	11	2	2	42	21.000
KINE 485	Directed Studies	College Station	6	29	7	15	2	2	6	6	46	7.667
KINE 489	Special Topics in	College Station	1	18					1	1	18	18.000
KINE 491	Research	College Station	14	31	13	35			14	14	66	4.714
KINE 601	Rdg Rsch Publ in Kine	College Station	2	29					2	2	29	14.500
KINE 609	Pro Career Dev Hlth Kine	College Station			1	8			1	1	8	8.000
KINE 626	Exercise Clin Population	College Station			1	10			1	1	10	10.000
KINE 628	Nutr in Sport & Exercise	College Station	1	13			1	14	1	1	27	27.000
KINE 629	Physiology Strength Cond	College Station			1	15			1	1	15	15.000
KINE 630	Periodized Models	College Station			1	10			1	1	10	10.000
KINE 631	Spec Strngth & Cond Tech	College Station	1	13					1	1	13	13.000
KINE 637	Exercise Physiology	College Station			1	20			1	1	20	20.000
KINE 638	Exercise Physiology II	College	1	21					1	1	21	21.000

* College and Department are as defined in the Approved Course Inventory posted at <http://dars.tamu.edu/Data-and-Reports/Course#approved>

History of Courses Taught Course Inventory College Education and Human Development

2018-19

Course Department HLKN




		Station	Fall 2018		Spring 2019		Summer 2019		Total Sections	TSecs	Total Enrollment	Average Enrollment
			Sections	Enrollment	Sections	Enrollment	Sections	Enrollment				
KINE 639	Exercise Ecg	College Station			1	4			1	1	4	4.000
KINE 641	Motor Neuro Dev Issues	College Station			1	4			1	1	4	4.000
KINE 647	Inst & Tech Ex Phys I	College Station			1	10			1	1	10	10.000
KINE 648	Inst& Tech in Ex Phy II	College Station	1	13					1	1	13	13.000
KINE 681	Seminar	College Station	2	45	2	32			2	2	77	38.500
KINE 682	Seminar in	College Station	1	8	3	21			1	1	29	29.000
KINE 683	Practicum in Kinesiology	College Station	1	8	1	6	4	7	1	1	21	21.000
KINE 684	Prof Internship	College Station	4	5	1	1	1	1	4	4	7	1.750
KINE 685	Directed Studies	College Station	12	37	11	28	9	14	12	12	79	6.583
KINE 689	Special Topics in	College Station	1	6	2	10			1	1	16	16.000
KINE 690	Theory of Res in Disci	College Station	1	7	1	14	1	15	1	1	36	36.000
KINE 691	Research	College Station	10	20	10	16	11	14	10	10	50	5.000
KNFB 222	Tch School Modern Society	College Station	1	5	1	4			1	1	9	9.000
KNFB 315	Elem School Phys Activ	College Station			1	12			1	1	12	12.000
KNFB 324	Tech Tchng 21st Cent Lrn	College Station	1	9	1	1			1	1	10	10.000
KNFB 325	Intro Sec School Tchng	College Station	1	13	1	6			1	1	19	19.000
KNFB 416	Mid & Sec Sch Phys Activ	College Station	1	13	1	6			1	1	19	19.000
KNFB 450	Supervised Std Tehng	College Station	2	9	2	13			2	2	22	11.000
SPMT 217	Foundation of Sport Mgmt	College Station	3	351	3	327	2	60	3	3	738	246.000
SPMT 220	Olympic Studies	College Station	2	172	4	318	3	142	3	3	632	210.667
SPMT 225	Prac Skills Sport Prof	College Station	3	114	3	116	1	19	3	3	249	83.000
SPMT 230	Intro Ldrship in Sport Orgs	College Station	1	30	1	25	1	30	1	1	85	85.000
SPMT 285	Directed Studies	College Station	1	20	1	17			1	1	37	37.000
SPMT 304	Sport Psc Mgmt & Pract	College Station	2	373	3	527	2	106	2	2	1,006	503.000
SPMT 316	Sales Strategies Sport Orgs	College Station			1	24			1	1	24	24.000
SPMT 319	Soc of Sport	College Station	2	203	3	344	1	59	2	2	606	303.000
SPMT 333	Sport Management	College Station	3	96	3	88			3	3	184	61.333
SPMT 334	Sport Communication	College Station	1	34					1	1	34	34.000
SPMT 336	Diversity in Sport Orgs	College Station	2	148	2	177	2	31	2	2	356	178.000
SPMT 337	Intl Sport Business	College Station	1	348	2	537	3	200	1	1	1,085	1,085.000
SPMT 340	Sport Governance	College Station	1	76	2	120	3	63	1	1	259	259.000
SPMT 402	Pre Intern Field Exper	College	1	60	1	25	1	16	1	1	101	101.000

* College and Department are as defined in the Approved Course Inventory posted at <http://dars.tamu.edu/Data-and-Reports/Course#approved>

History of Courses Taught Course Inventory College Education and Human Development

2018-19

Course Department HLKN



		Station	Fall 2018		Spring 2019		Summer 2019		Total Sections	TSecs	Total Enrollment	Average Enrollment
			Sections	Enrollment	Sections	Enrollment	Sections	Enrollment				
SPMT 412	Managing Sport Events	College Station	1	18	1	17			1	1	35	35.000
SPMT 421	Legal Aspects of Sport	College Station	4	134	3	113	1	23	3	3	270	90.000
SPMT 422	Finc Sport Operations	College Station	3	86	3	77	1	7	3	3	170	56.667
SPMT 423	Mktg Aspects of Sport	College Station	5	105	5	77	1	17	5	5	199	39.800
SPMT 481	Seminar	College Station	4	284	4	205	3	41	3	3	530	176.667
SPMT 482	Professional Writing Seminar	College Station	5	95	6	104	2	25	2	2	224	112.000
SPMT 483	Practicum in Sport Mgmt	College Station	3	8	4	6	4	5	3	3	19	6.333
SPMT 484	Internship in Sport Mgmt	College Station	2	20	2	50	2	20	2	2	90	45.000
SPMT 485	Directed Studies	College Station	3	5	3	3	3	5	3	3	13	4.333
SPMT 491	Research	College Station	1	1	2	2			1	1	3	3.000
SPMT 601	Res Methods for Spt Org	College Station	2	40	1	21	1	14	2	2	75	37.500
SPMT 610	Mgmt of Sport Org	College Station	2	60			1	25	1	1	85	85.000
SPMT 611	Financial Management in Sport	College Station	1	14	1	34	1	11	1	1	59	59.000
SPMT 612	Personnel Mgmt in Sport	College Station			2	52	1	13	2	2	65	32.500
SPMT 613	Diversity & Ethics in Sport	College Station	1	25	2	34			1	1	59	59.000
SPMT 615	Sport Marketing	College Station	2	49	1	17			2	2	66	33.000
SPMT 616	Sales & Revenue Gen in Sport	College Station	2	45			1	25	2	2	70	35.000
SPMT 617	Comm & Media in Sport	College Station	2	57			1	25	2	2	82	41.000
SPMT 623	Athletics Administration	College Station	1	15	2	34	2	10	1	1	59	59.000
SPMT 630	Economic Issues in Sport	College Station	2	13					2	2	13	6.500
SPMT 640	Psychology for Coaches	College Station			2	26			2	2	26	13.000
SPMT 642	Best Practices in Coaching	College Station					2	14	2	2	14	7.000
SPMT 646	Ethics in Coaching	College Station			2	32			2	2	32	16.000
SPMT 655	Sport Law	College Station					2	13	2	2	13	6.500
SPMT 681	Seminar	College Station	1	5	1	8			1	1	13	13.000
SPMT 682	Seminar in	College Station	4	18	2	16			2	2	34	17.000
SPMT 683	Practicum in Sport Mgmt	College Station	1	1	4	10	1	1	1	1	12	12.000
SPMT 684	Internship in Spt Mgmt	College Station	3	12	4	13	3	7	3	3	32	10.667
SPMT 685	Directed Studies	College Station	4	6	5	6	7	11	7	7	23	3.286
SPMT 690	Theory of Res in Sport Mgmt	College Station	1	7	2	32	1	15	1	1	54	54.000
SPMT 691	Research	College Station	4	4	4	4	2	2	4	4	10	2.500
Department Total			718	18,970	735	19,601	212	3,462	767	767	42,033	

* College and Department are as defined in the Approved Course Inventory posted at <http://dars.tamu.edu/Data-and-Reports/Course#approved>

**History of Courses Taught Course Inventory College Education and
2018-19 Human Development
Course Department TLAC**



			Fall 2018		Spring 2019		Summer 2019		Total Sections	TSecs	Total Enrollment	Average Enrollment
			Sections	Enrollment	Sections	Enrollment	Sections	Enrollment				
EDCI 353	Early Child Through Adol Educ	College Station	6	187	5	155			6	6	342	57.000
EDCI 354	Ed Adol Curr and Less Design	College Station	6	154	7	217			7	7	371	53.000
EDCI 365	Tech in Classrooms	College Station	7	227	5	196			7	7	423	60.429
EDCI 485	Directed Studies	College Station	1	2	2	13	1	14	1	1	29	29.000
EDCI 491	Research	College Station			1	1			1	1	1	1.000
EDCI 601	Disc Know Resrch in C & I	College Station	1	18	1	16			1	1	34	34.000
EDCI 602	Cultural Fndtns of Educ	College Station	3	51	2	46	5	128	3	3	225	75.000
EDCI 603	Prof Dev Strat Teachers	College Station	2	39	1	20	1	14	2	2	73	36.500
EDCI 604	E-Learn Classroom Mgmt	College Station			1	21	2	37	1	1	58	58.000
EDCI 605	Qual Rsrch Mthds in C&I	College Station	1	10	2	13	2	31	1	1	54	54.000
EDCI 606	Cogn Cult & Literacies	College Station			1	10			1	1	10	10.000
EDCI 609	Analy Report Rec of Stdy	College Station			1	18			1	1	18	18.000
EDCI 611	Teaching Esl	College Station	1	9			2	37	1	1	46	46.000
EDCI 612	Bil/Esl Content-Area	College Station			1	10			1	1	10	10.000
EDCI 614	Esl Internat Cult Set	College Station	1	13					1	1	13	13.000
EDCI 619	T&L Nmbr & Quanty Concept	College Station			1	10			1	1	10	10.000
EDCI 620	Stem Teach & Learn	College Station					1	10	1	1	10	10.000
EDCI 628	Anlzs&Rptg Fld-Bsd Resch	College Station			1	8			1	1	8	8.000
EDCI 630	Urban Education	College Station	1	12			1	5	1	1	17	17.000
EDCI 631	Mentoring Novice Eductr	College Station	2	21	3	58	1	18	2	2	97	48.500
EDCI 634	Reflective Inquiry	College Station	2	31	1	25	2	46	2	2	102	51.000
EDCI 636	Educator as Researcher	College Station	2	45	2	36			2	2	81	40.500
EDCI 637	Urban Ed Policy Analysis	College Station	2	11					2	2	11	5.500
EDCI 638	Trends in Curr & Instr	College Station	2	29	2	25	3	74	2	2	128	64.000
EDCI 639	Grant Writing Prof Dev	College Station			1	20	1	17	1	1	37	37.000
EDCI 640	Lg/Lit Bil/Mul Yg Lrntr	College Station			1	12			1	1	12	12.000
EDCI 643	Tehng in Urban Environmt	College Station	1	12	1	10			1	1	22	22.000
EDCI 644	Curriculum Development	College Station	3	76	4	64	3	77	3	3	217	72.333
EDCI 645	Soc&Educ in World Pers	College Station	2	9	2	37	2	29	2	2	75	37.500
EDCI 646	Instruction Theory	College Station	1	12					1	1	12	12.000
EDCI 647	Curriculum Theory	College Station			1	7	1	15	1	1	22	22.000
EDCI 648	Urban Schools & Commun	College Station			2	30			2	2	30	15.000

History of Courses Taught Course Inventory College Education and Human Development
2018-19
Course Department TLAC




			Fall 2018		Spring 2019		Summer 2019		Total Sections	TSecs	Total Enrollment	Average Enrollment
			Sections	Enrollment	Sections	Enrollment	Sections	Enrollment				
EDCI 650	Bil/Mul Child Fam/Cul	College Station	1	12					1	1	12	12.000
EDCI 652	Parent Invlmt in Eec	College Station					1	18	1	1	18	18.000
EDCI 656	Learning Theories	College Station	1	21	1	16			1	1	37	37.000
EDCI 658	History of Education	College Station			1	13			1	1	13	13.000
EDCI 661	Mixed Methods Rsch C&I	College Station	2	22	1	16			2	2	38	19.000
EDCI 662	Phil Theories of Educ	College Station	1	12					1	1	12	12.000
EDCI 668	Hist & Foundations Science Ed	College Station			1	11			1	1	11	11.000
EDCI 670	Soc Stds in Elem & Sec	College Station	1	6					1	1	6	6.000
EDCI 671	How People Learn Science	College Station	1	12					1	1	12	12.000
EDCI 673	Anlys of Tchng Behavr	College Station	3	65	3	51	3	78	3	3	194	64.667
EDCI 676	Eval/Implem E-Learn Matl	College Station					1	15	1	1	15	15.000
EDCI 677	Strat Tchng Cul Pl Soc	College Station	1	13	2	38			1	1	51	51.000
EDCI 680	Proseminar	College Station	5	13	9	27	13	38	5	5	78	15.600
EDCI 684	Prof Internship	College Station	16	32	9	28	1	1	16	16	61	3.812
EDCI 685	Directed Studies	College Station	3	4	11	18	5	12	3	3	34	11.333
EDCI 686	Rsch Mthds in Ecdi I	College Station	1	5					1	1	5	5.000
EDCI 688	Rsch Mthds in Ecdi III	College Station	2	23					2	2	23	11.500
EDCI 689	Special Topics in	College Station			1	12			1	1	12	12.000
EDCI 690	Theory of C&I Research	College Station	1	18	1	8			1	1	26	26.000
EDCI 691	Research	College Station	20	48	22	52	23	37	20	20	137	6.850
EDCI 692	Professional Study	College Station	16	43	15	38	19	35	16	16	116	7.250
EDCI 705	Studying Teacher Education	College Station	1	10					1	1	10	10.000
EDCI 710	Hisp Learn Urb Settings	College Station			1	6			1	1	6	6.000
EDCI 711	Theory App Class Inst Strat	College Station	1	37	1	23			1	1	60	60.000
EDCI 715	Acad Writ Intl Grad	College Station			1	6	2	23	2	2	29	14.500
EDCI 720	Engr Desgn Sch Teach & Learn	College Station	1	16					1	1	16	16.000
EDCI 721	How People Learn Stem	College Station	1	18					1	1	18	18.000
EDCI 723	Dev Stud Disc Lang Rdnng Stem	College Station			2	14	1	9	2	2	23	11.500
EDCI 751	Problem Based Research Framewk	College Station			1	16			1	1	16	16.000
EDCI 754	Trends in Data Mgmt Analysis	College Station	1	19					1	1	19	19.000
INST 222	Educ Multicultural	College Station	7	299	8	313	1	30	7	7	642	91.714
		Qatar	1	26	1	30			1	1	56	56.000
INST 362	Esl Methods I	College	9	227	8	180	2	48	8	8	455	56.875

History of Courses Taught Course Inventory College Education and Human Development

2018-19

Course Department TLAC



			Fall 2018		Spring 2019		Summer 2019		Total Sections	TSecs	Total Enrollment	Average Enrollment
		Station	Sections	Enrollment	Sections	Enrollment	Sections	Enrollment				
INST 363	Esl Methods II	College Station	4	160	4	170	4	113	4	4	443	110.750
INST 491	Research	College Station	2	9	3	9			2	2	18	9.000
MASC 351	Problem Solving in Math	College Station	5	184	5	181			5	5	365	73.000
MASC 371	Inq in Life & Earth Sci	College Station	4	130	4	132			4	4	262	65.500
MASC 450	Integrated Mathematics	College Station	2	46	1	22			1	1	68	68.000
MASC 475	Inquiries in Physical Sc	College Station	4	160	3	101			4	4	261	65.250
MEFB 450	Social Studies Mthd Midg	College Station	1	34	1	23			1	1	57	57.000
MEFB 452	Curr & Instr for Midg Grades	College Station	3	87	2	51			2	2	138	69.000
MEFB 460	Math Methods in Midg	College Station	2	52	1	28			2	2	80	40.000
MEFB 470	Science Methods in Midg	College Station	2	52	1	28			2	2	80	40.000
MEFB 497	Supervised Clinical Teaching	College Station	2	63	2	64			2	2	127	63.500
RDNG 351	Rdng in Elem School	College Station	4	143	4	123			4	4	266	66.500
RDNG 361	Assesment in Rdng	College Station	5	143	4	122			4	4	265	66.250
RDNG 371	Mltctrl Intradsp Lit Midg	College Station	2	44	2	45	1	28	2	2	117	58.500
RDNG 372	Rdng Wrtng in Midg Curr	College Station	2	48	2	44	1	27	2	2	119	59.500
RDNG 461	Teaching Rdng Child Lit	College Station	3	77	4	94	2	59	3	3	230	76.667
RDNG 465	Rdng in Mid/Sec Grades	College Station	1	25	1	37			1	1	62	62.000
RDNG 467	Rdng & Language Arts	College Station	4	156	3	113			4	4	269	67.250
RDNG 468	Essen Found Lang Literacy	College Station	6	157	5	132	3	84	6	6	373	62.167
RDNG 470	Rdng/Lang Art Mthds Midg	College Station	1	35	1	23			1	1	58	58.000
RDNG 472	Tch Writing in Elem & Ms	College Station			1	11			1	1	11	11.000
RDNG 490	Assess in Rdng Inst Midg	College Station	3	87	2	51			2	2	138	69.000
RDNG 602	Teaching Rdng Elem Grades	College Station	2	27			1	17	2	2	44	22.000
RDNG 603	Adv Lit Tch Lrn Across Disc	College Station			2	26	1	17	2	2	43	21.500
RDNG 604	Rdng Diagnosis	College Station			2	17			2	2	17	8.500
RDNG 605	Practm Literacy Intervention	College Station					2	15	2	2	15	7.500
RDNG 609	Foundations Rdng Inst	College Station	2	15					2	2	15	7.500
RDNG 612	Child Lit & Literacy	College Station	2	28			2	19	2	2	47	23.500
RDNG 616	Organ Super Rdng Prog	College Station	2	9					2	2	9	4.500
RDNG 620	Literacy & Language	College Station	2	11			2	16	2	2	27	13.500
RDNG 630	Write Dev Assess Instr	College Station			2	34			2	2	34	17.000
RDNG 634	Rdng Research Trends	College			1	7			1	1	7	7.000

**History of Courses Taught Course Inventory College Education and
2018-19 Human Development
Course Department TLAC**



			Fall 2018		Spring 2019		Summer 2019		Total Sections	TSecs	Total Enrollment	Average Enrollment
		Station	Sections	Enrollment	Sections	Enrollment	Sections	Enrollment				
TEED 425	Supervised Clinical Teaching	College Station	2	26	2	65			2	2	91	45.500
TEED 602	Cont Perspect on Educ	College Station					1	31	1	1	31	31.000
TEED 649	Inst Strat Mid & High Sc	College Station					2	31	2	2	31	15.500
TEED 682	Seminar in	College Station	1	55	1	55			1	1	110	110.000
TEED 684	Internship	College Station	2	58	2	57			2	2	115	57.500
TEFB 273	Intro Ctr Cmty Scty Sch	College Station	7	264	4	117			7	7	381	54.429
TEFB 322	Tchg & School Mod Soc	College Station	9	40	9	25			9	9	65	7.222
TEFB 324	Teaching Skills II	College Station	7	17	10	60			7	7	77	11.000
TEFB 371	Dyn & Mgmt Mlcltrl Envrn	College Station	6	163	7	224			7	7	387	55.286
TEFB 406	Science Mid Secon Schl	College Station	3	7	4	9			3	3	16	5.333
TEFB 407	Math in Mddle & Sr Sch	College Station	3	9	4	6			4	4	15	3.750
TEFB 410	Soc St & Hum El Ed	College Station	4	156	3	113			4	4	269	67.250
TEFB 412	Math in Elem School	College Station	4	156	3	113			4	4	269	67.250
TEFB 413	Science in Elem School	College Station	5	185	4	131			5	5	316	63.200
TEFB 426	Supervised Clinical Teaching	College Station	2	63	2	100			2	2	163	81.500
TEFB 429	Supervised Clinical Teaching	College Station	1	2	1	1			1	1	3	3.000
Department Total			272	5,152	271	4,758	122	1,353	307	307	11,263	

**History of Courses Taught
Academic Year 2018-19**



Course Inventory College: **Galveston**

**History of Courses Taught
2018-19**

**Course Inventory College Galveston
Course Department LIST**



			Fall 2018		Spring 2019		Summer 2019		Total Sections	TSecs	Total Enrollment	Average Enrollment
			Sections	Enrollment	Sections	Enrollment	Sections	Enrollment				
ANTH 351	Classical Archeology	Galveston			1	30			1	1	30	30.000
DIVE 250	Scuba Diving I	Galveston	4	39	3	30			3	3	69	23.000
DIVE 251	Scuba Diving II	Galveston	2	22	2	14			2	2	36	18.000
DIVE 330	Rescue Diving	Galveston	2	18					2	2	18	9.000
DIVE 331	Alternative Diving Technology	Galveston			1	12			1	1	12	12.000
DIVE 357	Divemaster	Galveston	1	6					1	1	6	6.000
DIVE 489	Special Topics in	Galveston			3	17	1	8	3	3	25	8.333
ENGL 253	Intro Cultural Studies	Galveston			1	14			1	1	14	14.000
HIST 242	US Maritime History	Galveston	1	45	2	67			1	1	112	112.000
MAST 101	Connections	Galveston			1	17			1	1	17	17.000
MAST 220	Intro Museums & Consrvtm	Galveston	1	20					1	1	20	20.000
MAST 240	Intro to Maritime Studies	Galveston	1	24	1	17			1	1	41	41.000
MAST 265	Elissa Sail Training I	Galveston	1	16					1	1	16	16.000
MAST 289	Intro to Maritime Studies	Galveston			1	22			1	1	22	22.000
MAST 333	Viking Archaeology	Galveston	1	12					1	1	12	12.000
MAST 345	Tx Maritime Culture & History	Galveston	1	17			1	2	1	1	19	19.000
MAST 350	History Wood Ship Constr	Galveston	1	24					1	1	24	24.000
MAST 352	Crafts of Maritime World	Galveston	1	10					1	1	10	10.000
MAST 411	Intnl Maritime Culture	Galveston			1	21			1	1	21	21.000
MAST 425	Thesis & Tech Writing	Galveston	1	21					1	1	21	21.000
MAST 470	Advanced Museum Studies	Galveston			1	11			1	1	11	11.000
MAST 480	Honors Service Learning	Galveston			1	12			1	1	12	12.000
MAST 481	Seminar	Galveston	1	6	1	6			1	1	12	12.000
MAST 484	Undergraduate Internship	Galveston	1	5	1	1	2	3	1	1	9	9.000
MAST 485	Directed Studies	Galveston	5	6	1	2	1	1	1	1	9	9.000
MAST 491	Research	Galveston	1	1	1	1	2	2	1	1	4	4.000
POLS 232	Introduction to Public Policy	Galveston	1	9					1	1	9	9.000
Department Total			27	301	23	294	7	16	33	33	611	

**History of Courses Taught
2018-19**


**Course Inventory College Galveston
Course Department MARA**



			Fall 2018		Spring 2019		Summer 2019		Total Sections	TSees	Total Enrollment	Average Enrollment
			Sections	Enrollment	Sections	Enrollment	Sections	Enrollment				
MARA 205	Intro Ships & Shipping	Galveston	1	92	1	38			1	1	130	130.000
MARA 212	Business Law	Galveston	1	47	1	50			1	1	97	97.000
MARA 250	Management Information Systems	Galveston	2	51	2	52			2	2	103	51.500
MARA 281	Seminar in UG Research Methods	Galveston	2	55	1	40			2	2	95	47.500
MARA 289	Special Topics	Galveston					1	2	1	1	2	2.000
MARA 301	Ocean Transportation I	Galveston	2	91	2	99	1	41	2	2	231	115.500
MARA 304	Ocean Transportation II	Galveston	1	50	1	55			1	1	105	105.000
MARA 363	The Management Process	Galveston	1	50	1	66	1	50	1	1	166	166.000
MARA 373	Personnel Management	Galveston	1	34	1	36	1	12	1	1	82	82.000
MARA 401	Brokerage and Chartering	Galveston	1	46	1	52			1	1	98	98.000
MARA 402	Inland Waterways	Galveston	1	38	1	45			1	1	83	83.000
MARA 416	Port Oprtns Admtn & Eco	Galveston	3	101	3	78	1	35	3	3	214	71.333
MARA 421	Admiralty Law	Galveston	2	104	2	114	1	35	1	1	253	253.000
MARA 424	Econ of Transportation	Galveston	1	18	1	41	1	18	1	1	77	77.000
MARA 435	Labor Law & Policy	Galveston	1	28	1	27			1	1	55	55.000
MARA 440	Global Econ & Enterprise Mgmt	Galveston	2	22	1	27	1	32	2	2	81	40.500
MARA 450	Maritime Supply Chain Mgmt	Galveston					1	33	1	1	33	33.000
MARA 466	Strategic Mgmt	Galveston	1	34	2	41	1	27	2	2	102	51.000
MARA 470	Environmental Law	Galveston	1	21					1	1	21	21.000
MARA 475	Business Leadership	Galveston			1	25	1	27	1	1	52	52.000
MARA 484	Mgmt Internship	Galveston	1	5	1	6	2	8	1	1	19	19.000
MARA 485	Directed Studies	Galveston					5	13	5	5	13	2.600
MARA 489	Special Topics in	Galveston	1	23	1	3			1	1	26	26.000
MARA 491	Research	Galveston	1	1	1	1	3	3	1	1	5	5.000
MARA 493	Intl Maritime Mgt Exper	Galveston					1	13	1	1	13	13.000
MARA 604	Marein Resource Economics	Galveston			1	16			1	1	16	16.000
MARA 610	Intl Strat Plng & Admin	Galveston			2	31			2	2	31	15.500
MARA 616	Mgmt Port Felts Infrastr	Galveston	2	39					2	2	39	19.500
MARA 623	Economic Issues Shipping	Galveston			3	43			3	3	43	14.333
MARA 624	Intermodal Trans Ops	Galveston	2	40					2	2	40	20.000
MARA 627	Mktg Trans Services	Galveston	2	25			1	11	2	2	36	18.000
MARA 636	Mgrl Decision Making	Galveston	2	38					2	2	38	19.000
MARA 640	Global Logistics	Galveston					1	11	1	1	11	11.000
MARA 641	Finc Mgmt Marine Trans	Galveston			2	35	2	7	2	2	42	21.000
MARA 652	Marein Trans Sys Dsgn	Galveston			2	31			2	2	31	15.500
MARA 664	Prod Ops & Logistics Mgmt	Galveston			2	29	1	6	2	2	35	17.500
MARA 672	Maritime Global Trdg Sys	Galveston			1	1	1	8	1	1	9	9.000
MARA 673	Intl Maritime Mgmt Grad Exp	Galveston					1	4	1	1	4	4.000
MARA 675	Leadership Maritime Industry	Galveston	2	22					2	2	22	11.000
MARA 684	Professional Internship	Galveston	2	5	1	3	1	6	2	2	14	7.000
MARA 685	Directed Studies	Galveston	2	2	1	1	1	3	2	2	6	3.000
MARA 689	Current Topics in	Galveston			1	10			1	1	10	10.000
MARA 691	Rsrch in Maritime Admin	Galveston	1	1					1	1	1	1.000
Department Total			42	1,083	42	1,096	31	405	67	67	2,584	

History of Courses Taught 2018-19

Course Inventory College Galveston Course Department MARB



			Fall 2018		Spring 2019		Summer 2019		Total Sections	TSecs	Total Enrollment	Average Enrollment
			Sections	Enrollment	Sections	Enrollment	Sections	Enrollment				
MARB 101	Succeeding in Science	Galveston	4	97	4	82			4	4	179	44.750
MARB 300	Scientific Methods	Galveston			1	9			1	1	9	9.000
MARB 301	Genetics	Galveston	5	62	3	42			5	5	104	20.800
MARB 302	Sea World Experience	Galveston			3	27			3	3	27	9.000
MARB 303	Biostatistics	Galveston	3	44	6	61			3	3	105	35.000
MARB 310	Intro to Cell Biology	Galveston	3	30	5	58			3	3	88	29.333
MARB 311	Ichthyology	Galveston			3	47			3	3	47	15.667
MARB 315	Nat Hist Vertebrates	Galveston	6	71	5	53			5	5	124	24.800
MARB 320	Fisheries Techniques	Galveston	2	22					2	2	22	11.000
MARB 335	Fish Physiology	Galveston			1	27			1	1	27	27.000
MARB 340	Tropical Marine Ecology	Galveston					1	15	1	1	15	15.000
MARB 360	Conservation Biology	Galveston			6	67			6	6	67	11.167
MARB 400	Biology of Marine Mammals	Galveston	5	53					5	5	53	10.600
MARB 401	Physiological Ecology	Galveston			1	14			1	1	14	14.000
MARB 406	Life in Extreme Environments	Galveston			1	15			1	1	15	15.000
MARB 407	Res and Conserv Greece	Galveston					1	8	1	1	8	8.000
MARB 408	Marine Botany	Galveston			4	40			4	4	40	10.000
MARB 410	Animal Behavior	Galveston			1	57			1	1	57	57.000
MARB 414	Toxicology	Galveston	2	20					2	2	20	10.000
MARB 415	Coastal Marine Bio-Geology	Galveston					1	15	1	1	15	15.000
MARB 420	Comparative Physiology	Galveston	3	43	3	60			3	3	103	34.333
MARB 423	Mariculture	Galveston	3	32					3	3	32	10.667
MARB 425	Marine Ecology	Galveston	9	109					9	9	109	12.111
MARB 426	Aquatic Animal Nutrition	Galveston			1	16			1	1	16	16.000
MARB 430	Coastal Plant Ecology	Galveston	6	76					6	6	76	12.667
MARB 435	Invertebrate Zoology	Galveston	6	69	4	45			6	6	114	19.000
MARB 437	Pathology of Marine Animals	Galveston	1	31					1	1	31	31.000
MARB 438	Coastal Ornithology	Galveston			2	17			2	2	17	8.500
MARB 445	Fisheries Management	Galveston	1	37					1	1	37	37.000
MARB 460	Fisheries Population Dynamics	Galveston			2	24			2	2	24	12.000
MARB 482	Seminar in Marine Biology	Galveston	3	35	5	68			3	3	103	34.333
MARB 484	Internship	Galveston	1	2	7	15	5	5	1	1	22	22.000
MARB 485	Problems in Marine Biology	Galveston					1	1	1	1	1	1.000
MARB 489	Special Topics	Galveston			1	7			1	1	7	7.000
MARB 491	Research	Galveston	8	13	8	14	6	6	8	8	33	4.125
MARB 607	Res and Conserv Greece	Galveston					1	2	1	1	2	2.000
MARB 618	Marine Sci Pacific Rim	Galveston					1	1	1	1	1	1.000
MARB 635	Invertebrate Zoology	Galveston	1	1					1	1	1	1.000
MARB 654	Coastal Plant Ecology	Galveston	1	5					1	1	5	5.000
MARB 681	Seminar in Marine Biology	Galveston	1	24	1	15			1	1	39	39.000
MARB 684	Internship	Galveston					1	1	1	1	1	1.000
MARB 685	Directed Studies	Galveston	5	6	2	2	2	3	2	2	11	5.500
MARB 689	Special Topics	Galveston			2	9			2	2	9	4.500
MARB 691	Research	Galveston	16	42	15	40	11	15	16	16	97	6.062
Department Total			95	924	97	931	31	72	127	127	1,927	

History of Courses Taught 2018-19

Course Inventory College Galveston Course Department MARE



			Fall 2018		Spring 2019		Summer 2019		Total Sections	TSecs	Total Enrollment	Average Enrollment
			Sections	Enrollment	Sections	Enrollment	Sections	Enrollment				
MARE 100	Marine Engineering Fund	Galveston	4	46					4	4	46	11.500
MARE 111	Methods in Engineering Tech	Galveston			2	53			2	2	53	26.500
MARE 112	Graphics for Engineering Tech	Galveston	2	47					2	2	47	23.500
MARE 200	Basic Operations	Galveston					1	13	1	1	13	13.000
MARE 202	Marine Thermodynamics	Galveston	1	20					1	1	20	20.000
MARE 205	Engineering Mechanics I	Galveston	1	22	1	10			1	1	32	32.000
MARE 206	Engineering Mechanics II	Galveston			1	38			1	1	38	38.000
MARE 207	Electrical Power I	Galveston			3	23			3	3	23	7.667
MARE 209	Mechanics of Materials	Galveston	2	26	1	14			2	2	40	20.000
MARE 211	Steam Propulsion Plants	Galveston			3	39			3	3	39	13.000
MARE 242	Manufacturing Methods I	Galveston	3	35	3	38			3	3	73	24.333
MARE 243	Manufacturing Methods II	Galveston	2	21	3	30			2	2	51	25.500
MARE 261	Engineering Analysis	Galveston			1	25	1	7	1	1	32	32.000
MARE 300	Int Operations	Galveston					1	2	1	1	2	2.000
MARE 305	Fluid Mechanics Theory	Galveston	2	35					2	2	35	17.500
MARE 306	Electrical Power II	Galveston	2	23					2	2	23	11.500
MARE 307	Marine Electronics	Galveston	3	46					3	3	46	15.333
MARE 309	Marine Constr Materials	Galveston			2	20	1	7	2	2	27	13.500
MARE 312	Marine Diesel Engines	Galveston			3	43			3	3	43	14.333
MARE 313	Heat Transfer	Galveston	1	44					1	1	44	44.000
MARE 314	Gas Turbine Power Generation	Galveston	2	33					2	2	33	16.500
MARE 350	Commer Cruise Internship	Galveston			2	6	1	4	2	2	10	5.000
MARE 400	Adv Operations	Galveston					1	14	1	1	14	14.000
MARE 401	Marine Auxiliary Systems	Galveston			2	42			2	2	42	21.000
MARE 402	Shipboard Automation	Galveston			1	39			1	1	39	39.000
MARE 405	Fund of Naval Architecture	Galveston	3	34					3	3	34	11.333
MARE 434	Offshore Oil Gas Prod	Galveston			1	29			1	1	29	29.000
MARE 441	Engr Econ & Project Mgmt	Galveston			1	42			1	1	42	42.000
MARE 451	Senior Design Project I	Galveston	1	16					1	1	16	16.000
MARE 452	Senior Design Project II	Galveston			2	42			2	2	42	21.000
MARE 484	Internship	Galveston	1	1	1	1			1	1	2	2.000
MARE 485	Directed Studies	Galveston			1	1			1	1	1	1.000
MARE 491	Research	Galveston	1	2					1	1	2	2.000
MARR 101	Marine Engineering Fund	Galveston	1	15					1	1	15	15.000
MARR 102	Engine Rm Resource Mngmt	Galveston	1	8	1	12			1	1	20	20.000
MARR 451	Senior Design Project I	Galveston	1	26					1	1	26	26.000
Department Total			34	500	35	547	6	47	62	62	1,094	

**History of Courses Taught
2018-19**

**Course Inventory College Galveston
Course Department MARS**



			Fall 2018		Spring 2019		Summer 2019		Total Sections	TSecs	Total Enrollment	Average Enrollment
			Sections	Enrollment	Sections	Enrollment	Sections	Enrollment				
MARS 101	Marine Science Matters	Galveston	1	34					1	1	34	34.000
MARS 210	Marine Geography	Galveston	1	39	1	44			1	1	83	83.000
MARS 252	Intro Marine Sciences Lab	Galveston	2	19	4	55			2	2	74	37.000
MARS 280	Coastal & Ocean Resources	Galveston	1	25					1	1	25	25.000
MARS 281	Sophomore Seminar	Galveston	1	27					1	1	27	27.000
MARS 303	Computing and Data Display	Galveston			1	13			1	1	13	13.000
MARS 305	Env Micropaleontology	Galveston	1	12					1	1	12	12.000
MARS 310	Field Meth in Mar Sci	Galveston	1	9	1	16			1	1	25	25.000
MARS 325	Intro to Gis	Galveston	1	19	1	21			1	1	40	40.000
MARS 330	Petroleum Geology	Galveston			1	29			1	1	29	29.000
MARS 350	Adv Computer Application	Galveston	1	19					1	1	19	19.000
MARS 360	Biochemistry	Galveston	1	20					1	1	20	20.000
MARS 365	Integrated Marine Sciences Lab	Galveston			1	10			1	1	10	10.000
MARS 370	Coastal & Estuarine Processes	Galveston	1	25					1	1	25	25.000
MARS 410	Intro to Physical Ocn	Galveston	1	28					1	1	28	28.000
MARS 415	Remote Sensing	Galveston	1	8					1	1	8	8.000
MARS 425	Coastal Wetland Mgmt	Galveston	1	16					1	1	16	16.000
MARS 426	Coastal Wetlands Lab	Galveston	1	14					1	1	14	14.000
MARS 428	Coast Dev and Human Hlth	Galveston			1	13			1	1	13	13.000
MARS 430	Geol Oceanography- Plt Tectoni	Galveston			1	28			1	1	28	28.000
MARS 431	Geol Oceanography-Climat	Galveston	1	22					1	1	22	22.000
MARS 432	Pk Oil, Glob Warm, & Resources	Galveston			1	22			1	1	22	22.000
MARS 440	Chemical Oceanography	Galveston			1	16			1	1	16	16.000
MARS 460	Capstone Undergrad Res Exp I	Galveston	1	9					1	1	9	9.000
MARS 461	Capstone Undergrad Res Exp II	Galveston			1	9			1	1	9	9.000
MARS 481	Seminar in Mar Science	Galveston	1	11	1	18			1	1	29	29.000
MARS 484	Undergraduate Internship	Galveston	1	1	1	1			1	1	2	2.000
MARS 491	Research	Galveston	5	15	8	16	6	6	5	5	37	7.400
MARS 603	Quantitative Methods Marm	Galveston			1	5			1	1	5	5.000
MARS 625	Gis Coastal Resources	Galveston	1	14	1	10			1	1	24	24.000
MARS 626	Adv Gis for Coastal Systems	Galveston			1	12			1	1	12	12.000
MARS 635	Environ Impact & Nrda	Galveston	1	14					1	1	14	14.000
MARS 652	Sust Mgmt Coast Margins	Galveston	1	3					1	1	3	3.000
MARS 655	Wetlands Mgmt	Galveston			1	4			1	1	4	4.000
MARS 660	Environ Conflict Resolution	Galveston	1	9					1	1	9	9.000
MARS 675	Env Mgmt Strategies	Galveston			1	7			1	1	7	7.000
MARS 676	Environmental Policy	Galveston	1	12					1	1	12	12.000
MARS 680	Int Analysis Resource Mgmt	Galveston	1	3					1	1	3	3.000
MARS 681	Seminar	Galveston	2	9	2	8			2	2	17	8.500
MARS 685	Directed Studies	Galveston			1	1			1	1	1	1.000
MARS 689	Special Topics in	Galveston			1	5			1	1	5	5.000
MARS 691	Research	Galveston	5	9	7	14	4	5	7	7	28	4.000
MARS 693	Professional Study for Marm	Galveston	3	3	2	2			2	2	5	2.500
Department Total			41	448	43	379	10	11	56	56	838	

**History of Courses Taught
2018-19**

**Course Inventory College Galveston
Course Department MART**



			Fall 2018		Spring 2019		Summer 2019		Total Sections	TSecs	Total Enrollment	Average Enrollment
			Sections	Enrollment	Sections	Enrollment	Sections	Enrollment				
MART 103	Basic Safety & Lifeboat	Galveston	4	68	3	39			4	4	107	26.750
MART 115	Seamanship I	Galveston	3	52	3	47			3	3	99	33.000
MART 200	Deck Sea Training I: Basic	Galveston					1	79	1	1	79	79.000
MART 201	Vessel Str & Ship Knowledge	Galveston	1	73	1	38			1	1	111	111.000
MART 202	Ship Stability and Trim	Galveston	1	61	1	54			1	1	115	115.000
MART 204	Terrestrial Navigation	Galveston	2	59	2	61			2	2	120	60.000
MART 205	Marine Surveying	Galveston	1	19	1	8			1	1	27	27.000
MART 208	Maritime Meteorology	Galveston	1	45	1	38			1	1	83	83.000
MART 210	Integ Nav I Radar/Arpa/Ecdis	Galveston	4	31	4	60			4	4	91	22.750
MART 212	Marine Dry Cargo Operations	Galveston	1	65	1	21			1	1	86	86.000
MART 213	Liquefied Gas Tankers	Galveston			1	8			1	1	8	8.000
MART 215	Seamanship II	Galveston	2	63	2	21			2	2	84	42.000
MART 300	Deck Sea Training II: Intermed	Galveston					1	56	1	1	56	56.000
MART 303	Celestial Navigation	Galveston	1	22	2	59			1	1	81	81.000
MART 307	Global Mt Distress Sys	Galveston	3	48	3	43			3	3	91	30.333
MART 308	Fast Rescue Craft	Galveston	1	12	1	12			1	1	24	24.000
MART 310	Integ Nav II Electronic Nav	Galveston	3	48	4	42			3	3	90	30.000
MART 311	Tug & Tow Operations	Galveston	1	10	1	5			1	1	15	15.000
MART 313	Marine Liquid Cargo Ops	Galveston	3	49	3	46			3	3	95	31.667
MART 315	Seamanship III	Galveston	4	50	4	48			4	4	98	24.500
MART 321	Navigation Rules Intl & Inland	Galveston	2	52	1	31			2	2	83	41.500
MART 350	Deck Sea Training II: Comm Int	Galveston			1	1	1	25	1	1	26	26.000
MART 400	Deck Sea Training Iii: Adv	Galveston					1	97	1	1	97	97.000
MART 401	Maritime Security	Galveston	1	55	1	43			1	1	98	98.000
MART 403	Adv Topics in Shipboard Ops	Galveston	1	48	1	48			1	1	96	96.000
MART 404	The Navigator	Galveston	1	35	1	52			1	1	87	87.000
MART 410	Integ Nav III Bridge Watch	Galveston	5	60	5	57			5	5	117	23.400
MART 485	Directed Studies	Galveston					2	6	2	2	6	3.000
MART 489	Special Topics in	Galveston	1	12	2	18			1	1	30	30.000
MART 498	Maritime Medical Care	Galveston	3	64	3	63			3	3	127	42.333
NAUT 400	Adv Nav & Seamanship-Cruise	Galveston			1	2			1	1	2	2.000
Department Total			50	1,101	54	965	6	263	58	58	2,329	

**History of Courses Taught
2018-19**

**Course Inventory College Galveston
Course Department MASE**



			Fall 2018		Spring 2019		Total Sections	TSecs	Total Enrollment	Average Enrollment
			Sections	Enrollment	Sections	Enrollment				
MASE 400	Intro Coastal Engineering	Galveston	1	23			1	1	23	23.000
MASE 401	Underwater Acoustics	Galveston			1	17	1	1	17	17.000
MASE 407	Capstone Design II	Galveston			1	25	1	1	25	25.000
MASE 410	Measure in Ocean Lab	Galveston			2	24	2	2	24	12.000
Department Total			1	23	4	66	5	5	89	

**History of Courses Taught
2018-19**

**Course Inventory College Galveston
Course Department NVSG**




			Fall 2018		Spring 2019		Total Sections	TSecs	Total Enrollment	Average Enrollment
			Sections	Enrollment	Sections	Enrollment				
NVSC 200	Merchant Marine Off I	Galveston	1	79	1	50	1	1	129	129.000
Department Total			1	79	1	50	1	1	129	

History of Courses Taught
Academic Year 2018-19




Course Inventory College: Geosciences

History of Courses Taught Course Inventory College Geosciences 2018-19 Course Department ATMO



			Fall 2018		Spring 2019		Summer 2019		Total Sections	TSecs	Total Enrollment	Average Enrollment
			Sections	Enrollment	Sections	Enrollment	Sections	Enrollment				
ATMO 201	Weather & Climate	College Station	6	645	6	520	1	81	6	6	1,246	207.667
ATMO 202	Weather & Climate Laboratory	College Station	5	112	5	105			5	5	217	43.400
ATMO 203	Weather Forecasting Lab	College Station	1	16	2	39			1	1	55	55.000
ATMO 251	Weather Observ Analysis	College Station	2	43					2	2	43	21.500
ATMO 321	Comp App Atmos Science	College Station	1	22	1	24			1	1	46	46.000
ATMO 324	Phys & Regnl Climatology	College Station			2	23			2	2	23	11.500
ATMO 335	Atmos Thermodynamics	College Station	1	28					1	1	28	28.000
ATMO 336	Atmospheric Dynamics	College Station	2	21					2	2	21	10.500
ATMO 352	Severe Wea Meso Forecast	College Station			2	33			2	2	33	16.500
ATMO 363	Atmos Chem & Pollution	College Station	1	43					1	1	43	43.000
ATMO 370	Exper Abroad in Meteorology	College Station			1	25	1	24	1	1	49	49.000
ATMO 435	Synoptic-Dynamic Metr	College Station			1	19			1	1	19	19.000
ATMO 441	Satellite Met Rem Sens	College Station			1	23			1	1	23	23.000
ATMO 443	Radar Meteorology	College Station	1	17					1	1	17	17.000
ATMO 446	Physical Meteorology	College Station	1	29					1	1	29	29.000
ATMO 455	Numerical Wea Prediction	College Station			1	9			1	1	9	9.000
ATMO 456	Prac Weather Forecasting	College Station			1	28			1	1	28	28.000
ATMO 459	Tropical Meteorology	College Station	2	25					2	2	25	12.500
ATMO 461	Broadcast Meteorology	College Station			1	12			1	1	12	12.000
ATMO 463	Air Quality	College Station			2	24			2	2	24	12.000
ATMO 484	Internship	College Station	1	1			2	2	2	2	3	1.500
ATMO 485	Directed Studies	College Station	1	4	2	6			2	2	10	5.000
ATMO 491	Research	College Station	5	7	5	6	9	11	9	9	24	2.667
ATMO 601	Fund of Atmos Dynamics	College Station	1	10					1	1	10	10.000
ATMO 602	Atmos Physics I	College Station	1	9					1	1	9	9.000
ATMO 606	Atmos Chemistry I	College Station	1	10					1	1	10	10.000
ATMO 611	Atmospheric Dynamics II	College Station			1	8			1	1	8	8.000
ATMO 612	Atmospheric Physics II	College Station			1	9			1	1	9	9.000
ATMO 613	Adv Atmospheric Chem	College Station			1	6			1	1	6	6.000
ATMO 618	Numerical Methods Geosciences	College Station	1	1					1	1	1	1.000
ATMO 629	Climate Change	College Station					1	15	1	1	15	15.000
ATMO 657	Mesometeorology	College Station	1	10					1	1	10	10.000
ATMO 681	Seminar	College Station	1	4	1	2			1	1	6	6.000

History of Courses Taught **Course Inventory College Geosciences**
2018-19 **Course Department ATMO**



			Fall 2018		Spring 2019		Summer 2019		Total Sections	TSecs	Total Enrollment	Average Enrollment
			Sections	Enrollment	Sections	Enrollment	Sections	Enrollment				
ATMO 689	Special Topics in	College Station	1	8					1	1	8	8.000
ATMO 691	Research	College Station	15	35	15	31	14	27	14	14	93	6.643
Department Total			52	1,100	52	952	28	160	73	73	2,212	


**History of Courses Taught
2018-19**

**Course Inventory College Geosciences
Course Department CLGE**




			Fall 2018		Spring 2019		Summer 2019		Total Sections	TSecs	Total Enrollment	Average Enrollment
			Sections	Enrollment	Sections	Enrollment	Sections	Enrollment				
GEOS 101	Intro to Geosciences	College Station	5	94					5	5	94	18.800
GEOS 105	Intro Environ Geoscience	College Station	1	85	1	40			1	1	125	125.000
GEOS 205	Env Geos Cornerstone	College Station	1	25	1	25			1	1	50	50.000
GEOS 210	Climate Change	College Station	2	132	2	103			2	2	235	117.500
GEOS 301	Geos Study Abroad	College Station			1	2			1	1	2	2.000
GEOS 401	Polar Regions Earth	College Station	1	23					1	1	23	23.000
GEOS 405	Environmental Geoscience	College Station	3	40	3	53			3	3	93	31.000
GEOS 410	Global Change	College Station	1	36					1	1	36	36.000
GEOS 430	Global Sci Policy Making	College Station	1	34	1	42			1	1	76	76.000
GEOS 431	Env Reg Compliance in Geos	College Station			1	23			1	1	23	23.000
GEOS 442	Past Climates	College Station	1	15					1	1	15	15.000
GEOS 444	Sci & Politics Clim Chg	College Station			1	59			1	1	59	59.000
GEOS 470	Data Methods Geosciences	College Station	1	33	1	34			1	1	67	67.000
GEOS 471	Data Methods Geos Lab	College Station	2	33	3	31			3	3	64	21.333
GEOS 481	Seminar	College Station	2	21	3	20			2	2	41	20.500
GEOS 484	Internship	College Station	1	8	1	1	3	6	1	1	15	15.000
GEOS 485	Directed Studies	College Station	1	1	2	6			1	1	7	7.000
GEOS 491	Research	College Station	1	1	9	21			1	1	22	22.000
GEOS 601	Polar Regions Earth	College Station	1	1					1	1	1	1.000
GEOS 677	Stem-Teaching Prof Dev	College Station			1	9			1	1	9	9.000
GEOS 689	Special Topics in...	College Station	2	12	2	10			2	2	22	11.000
WMHS 601	Hydrology and Environment	College Station	1	15					1	1	15	15.000
WMHS 602	Issues in Water Res	College Station	1	23					1	1	23	23.000
WMHS 681	Seminar	College Station	1	22	1	12			1	1	34	34.000
WMHS 685	Directed Studies	College Station	1	3	2	2			1	1	5	5.000
WMHS 691	Research	College Station	10	17	15	21	7	8	7	7	46	6.571
Department Total			41	674	51	514	10	14	43	43	1,202	

History of Courses Taught Course Inventory College Geosciences 2018-19 Course Department GEOG




			Fall 2018		Spring 2019		Summer 2019		Total Sections	TSecs	Total Enrollment	Average Enrollment
			Sections	Enrollment	Sections	Enrollment	Sections	Enrollment				
GEOG 201	Intro to Human Geog	College Station	4	748	2	408	1	58	4	4	1,214	303.500
		Galveston			1	11			1	1	11	11.000
GEOG 202	Geog of Clobal Village	College Station	4	821	3	571	1	49	4	4	1,441	360.250
		Galveston	1	31					1	1	31	31.000
GEOG 203	Planet Earth	College Station	6	686	3	357	1	166	6	6	1,209	201.500
GEOG 205	Environmental Change	College Station	1	291	1	344	1	47	1	1	682	682.000
GEOG 213	Planet Earth Lab	College Station	12	284	10	249	1	57	12	12	590	49.167
GEOG 232	Cartography and Visualization	College Station	4	70					4	4	70	17.500
GEOG 289	Special Topics in	College Station	3	45					3	3	45	15.000
GEOG 301	Geog of the U S	College Station	1	252	1	133			1	1	385	385.000
		Galveston			1	26			1	1	26	26.000
GEOG 304	Economic Geography	College Station	1	98	1	85			1	1	183	183.000
GEOG 305	Geography of Texas	College Station	1	64	1	98			1	1	162	162.000
GEOG 306	Intro to Urban Geog	College Station	1	68					1	1	68	68.000
GEOG 309	Geography of Energy	College Station			3	62			3	3	62	20.667
GEOG 311	Cultural Geog	College Station	1	44					1	1	44	44.000
GEOG 312	Data Analysis in Geog	College Station			1	58			1	1	58	58.000
GEOG 320	The Middle East	College Station	1	40					1	1	40	40.000
GEOG 324	Global Climatic Region	College Station	2	25	2	21			2	2	46	23.000
GEOG 330	Resources & Survival	College Station	1	102	1	142			1	1	244	244.000
GEOG 331	Geomorphology	College Station			1	16			1	1	16	16.000
		Galveston			1	7			1	1	7	7.000
GEOG 335	Pattern & Proc Biogeog	College Station	1	55	1	55			1	1	110	110.000
GEOG 352	Gnss in the Geosciences	College Station	3	54	3	55	1	3	3	3	112	37.333
GEOG 360	Natural Hazards	College Station			1	69			1	1	69	69.000
GEOG 361	Remote Sensing Geos	College Station	6	115	3	57			6	6	172	28.667
GEOG 380	Wrkshp in Envir Stdies	College Station	2	41	2	44			2	2	85	42.500
GEOG 390	Principles of Gis	College Station	7	130	6	107	2	32	7	7	269	38.429
GEOG 391	Geodatabases	College Station	3	48					3	3	48	16.000
GEOG 392	Gis Programming	College Station	3	51					3	3	51	17.000
GEOG 400	Arid Lands Geomorphlgy	College Station			1	16			1	1	16	16.000
GEOG 401	Political Geography	College Station	1	30	1	49			1	1	79	79.000
GEOG 430	Environmental Justice	College Station	1	20	1	16			1	1	36	36.000
GEOG 434	Hydrology & Environment	College Station	2	27					2	2	27	13.500

History of Courses Taught Course Inventory College Geosciences 2018-19 Course Department GEOG



			Fall 2018		Spring 2019		Summer 2019		Total Sections	TSecs	Total Enrollment	Average Enrollment
			Sections	Enrollment	Sections	Enrollment	Sections	Enrollment				
GEOG 440	Hist & Nature of Geog	College Station			1	27			1	1	27	27.000
GEOG 442	Past Climates	College Station	1	22					1	1	22	22.000
GEOG 450	Field Geography	College Station	1	15	1	15	1	18	1	1	48	48.000
GEOG 461	Digital Image Processing	College Station			2	23			2	2	23	11.500
GEOG 475	Advanced Gis	College Station			3	51			3	3	51	17.000
GEOG 476	Gis Practicum	College Station	1	16	2	33			1	1	49	49.000
GEOG 478	Webgis	College Station			3	54			3	3	54	18.000
GEOG 484	Internship	College Station	2	20	1	5	1	2	2	2	27	13.500
GEOG 485	Directed Studies	College Station	2	4	2	5	1	1	2	2	10	5.000
GEOG 491	Research	College Station	4	13	9	21	2	2	4	4	36	9.000
GEOG 605	Proc in Cultural Geog	College Station			1	3			1	1	3	3.000
GEOG 610	Geog Methods and Theory	College Station	1	11					1	1	11	11.000
GEOG 611	Geog Research Design	College Station			1	12			1	1	12	12.000
GEOG 619	Human Impact on Enviro	College Station	1	7					1	1	7	7.000
GEOG 634	Hydrology and Environment	College Station	1	3					1	1	3	3.000
GEOG 642	Past Climates	College Station	1	3					1	1	3	3.000
GEOG 651	Remote Sensing Geog Anl	College Station	3	20	3	31			3	3	51	17.000
GEOG 652	Quant Methods in Geog	College Station	1	24					1	1	24	24.000
GEOG 659	Geodatabases	College Station	2	33	1	17	2	13	2	2	63	31.500
GEOG 660	Applications in Gis	College Station	3	39	3	31	2	13	3	3	83	27.667
GEOG 661	Dig Image Proc & Analy	College Station			1	8			1	1	8	8.000
GEOG 662	Gis in Land & Prop Mgmt	College Station	2	12	2	16			2	2	28	14.000
GEOG 663	Gis in Petroleum	College Station	1	21	2	11	1	11	1	1	43	43.000
GEOG 665	Gis Modelling	Galveston	1	7					1	1	7	7.000
		College Station	2	20	3	40	2	13	3	3	73	24.333
GEOG 676	Gis Programming	College Station	2	7	2	16	2	13	2	2	36	18.000
GEOG 678	Webgis	College Station	2	12	2	12	2	15	2	2	39	19.500
GEOG 685	Directed Studies	College Station	4	5	5	6	4	4	4	4	15	3.750
GEOG 691	Research	College Station	16	33	19	33	16	20	16	16	86	5.375
Department Total			127	4,587	121	3,526	44	537	150	150	8,650	

History of Courses Taught Course Inventory College Geosciences 2018-19 Course Department GEPL



			Fall 2018		Spring 2019		Summer 2019		Total Sections	TSecs	Total Enrollment	Average Enrollment
			Sections	Enrollment	Sections	Enrollment	Sections	Enrollment				
GEOL 101	Principles of Geology	College Station	4	437	3	274	2	30	4	4	741	185.250
		Galveston	1	65					1	1	65	65.000
GEOL 102	Principles of Geology Lab	Galveston	3	45					3	3	45	15.000
		College Station	11	216	8	157	1	19	11	11	392	35.636
GEOL 104	Physical Geology	College Station	6	104	2	48			6	6	152	25.333
		Qatar			1	20			1	1	20	20.000
GEOL 106	Historical Geology	College Station			1	17			1	1	17	17.000
		Galveston			1	13			1	1	13	13.000
GEOL 150	Intro to the Solid Earth	College Station	2	35					2	2	35	17.500
GEOL 152	History of the Earth	College Station			3	50			3	3	50	16.667
GEOL 180	Intro to Geology & Geophysics	College Station	2	61	1	14			2	2	75	37.500
GEOL 203	Mineralogy	College Station	4	77	1	18			4	4	95	23.750
GEOL 207	Dinosaur World	College Station	2	40	3	57			3	3	97	32.333
GEOL 210	Geological Communication	College Station	2	54	2	27			2	2	81	40.500
GEOL 250	Geological Field Methods	College Station			3	64			3	3	64	21.333
GEOL 289	Special Topics in	College Station	1	1					1	1	1	1.000
GEOL 304	Igneous & Metamorphic Petrology	College Station	2	39	4	64			2	2	103	51.500
GEOL 306	Sedimentology & Stratigraphy	College Station	3	64	1	25			3	3	89	29.667
GEOL 310	Planetary Geology	Galveston	1	26					1	1	26	26.000
		College Station	2	45					2	2	45	22.500
GEOL 311	Principles Geol Writing	College Station	2	34	1	3			2	2	37	18.500
GEOL 312	Structure & Tectonics	College Station	2	28	3	64			3	3	92	30.667
GEOL 314	Paleontology and Geobiology	College Station			3	58			3	3	58	19.333
GEOL 320	Geology for Civil Engr	College Station	1	9	1	10			1	1	19	19.000
GEOL 330	Geologic Field Trips	College Station	2	25					2	2	25	12.500
GEOL 350	Summer Field Geology	College Station			3	51			3	3	51	17.000
GEOL 404	Geology of Petroleum	College Station	6	121	3	47			6	6	168	28.000
		Qatar	1	13					1	1	13	13.000
GEOL 410	Hydrogeology	College Station	2	43	2	21			2	2	64	32.000
GEOL 420	Environmental Geology	College Station	6	88	3	31			3	3	119	39.667
GEOL 450	Geology Senior Project	College Station	2	20	3	27	1	7	2	2	54	27.000
GEOL 451	Intro to Geochemistry	College Station			1	6			1	1	6	6.000
GEOL 478	Earth Science Modeling	College Station			1	10			1	1	10	10.000
GEOL 485	Directed Studies	College Station	1	1					1	1	1	1.000
GEOL 489	Special Topics in	College Station	4	21	1	1			4	4	22	5.500

History of Courses Taught Course Inventory College Geosciences 2018-19 Course Department GEPL




			Fall 2018		Spring 2019		Summer 2019		Total Sections	TSecs	Total Enrollment	Average Enrollment
			Sections	Enrollment	Sections	Enrollment	Sections	Enrollment				
GEOL 491	Research	College Station	11	32	13	35	5	8	11	11	75	6.818
GEOL 609	Field Geology	College Station			1	10			1	1	10	10.000
GEOL 614	Advanced Hydrogeology	College Station	1	8	1	8			1	1	16	16.000
GEOL 617	Intro Petroleum Industry	College Station	1	20	2	22			2	2	42	21.000
GEOL 619	Petroleum Geology	College Station			1	6			1	1	6	6.000
GEOL 621	Contam Hydrogeology	College Station	1	3					1	1	3	3.000
GEOL 622	Stratigraphy	College Station	1	9					1	1	9	9.000
GEOL 624	Carbonate Reservoirs	College Station	1	8					1	1	8	8.000
GEOL 625	Appl Ground Water Model	College Station	1	10					1	1	10	10.000
GEOL 633	River Restoration	College Station	1	9					1	1	9	9.000
GEOL 645	Geochronology	College Station	1	5					1	1	5	5.000
GEOL 648	Stable Isotope Geology	College Station	1	9					1	1	9	9.000
GEOL 651	Paleo Community Analysis	College Station	1	15					1	1	15	15.000
GEOL 678	Earth Science Modeling	College Station			1	8			1	1	8	8.000
GEOL 681	Seminar	College Station	2	24	3	28			2	2	52	26.000
GEOL 685	Directed Studies	College Station	6	13	4	10			4	4	23	5.750
GEOL 689	Special Topics in	College Station	3	7	3	15			3	3	22	7.333
GEOL 691	Research	College Station	28	65	30	74	17	18	28	28	157	5.607
GEOP 313	Geophysical Field Methods	College Station			1	26			1	1	26	26.000
GEOP 341	Fundamentals of Geophysics	College Station	4	64					4	4	64	16.000
GEOP 361	Geophysical Signal Processing	College Station			2	28			2	2	28	14.000
GEOP 413	Near Surface Geophysics	College Station	1	10					1	1	10	10.000
GEOP 421	Seismology	College Station	2	27					2	2	27	13.500
GEOP 491	Research	College Station	6	17	2	5			6	6	22	3.667
GEOP 615	Experimental Rock Deform	College Station	1	8					1	1	8	8.000
GEOP 618	Numerical Methods Geosciences	College Station	1	1					1	1	1	1.000
GEOP 628	Basin Architecture	College Station	1	9					1	1	9	9.000
GEOP 629	Seismic Interpretation	College Station	1	5					1	1	5	5.000
GEOP 661	Reservoir Rock Physics	College Station			1	6			1	1	6	6.000
GEOP 685	Directed Studies	College Station	3	4					3	3	4	1.333
GEOP 689	Special Topics in	College Station	2	13	1	16			2	2	29	14.500
GEOP 691	Research	College Station	11	32	10	23	4	5	4	4	60	15.000
Department Total			168	2,139	135	1,497	30	87	183	183	3,723	

History of Courses Taught Course Inventory College Geosciences 2018-19 Course Department OCNG




			Fall 2018		Spring 2019		Summer 2019		Total Sections	TSees	Total Enrollment	Average Enrollment
			Sections	Enrollment	Sections	Enrollment	Sections	Enrollment				
OCNG 203	Communicating Oceanography Lab	College Station	1	8					1	1	8	8.000
OCNG 251	Oceanography	Galveston	2	96	2	73	1	9	2	2	178	89.000
		College Station	10	707	9	723	1	82	10	10	1,512	151.200
OCNG 252	Oceanography Lab	College Station	10	196	7	236	2	58	2	2	490	245.000
		Galveston	1	9	1	2			1	1	11	11.000
OCNG 303	Professional Comm in Ocng	College Station	1	3					1	1	3	3.000
OCNG 350	Marine Pollution	College Station	1	51					1	1	51	51.000
OCNG 404	Ocean Observing Systems	College Station	1	11					1	1	11	11.000
OCNG 410	Physical Oceanography	College Station	2	35	1	20			2	2	55	27.500
OCNG 420	Biological Oceanography	Galveston	1	36					1	1	36	36.000
		College Station	3	42	3	44			3	3	86	28.667
OCNG 425	Microbial Oceanography	College Station	2	11					2	2	11	5.500
OCNG 430	Geological Oceanography	College Station			1	28			1	1	28	28.000
OCNG 440	Chemical Oceanography	College Station			1	17			1	1	17	17.000
OCNG 443	Oceanog Field and Lab Methods	College Station			1	6			1	1	6	6.000
OCNG 451	Math Model Ocean Climate	College Station			1	49			1	1	49	49.000
OCNG 456	Matlab Prog for Ocean Sciences	College Station	1	2					1	1	2	2.000
OCNG 461	Advanced Ocng Analysis Comm	College Station			1	3			1	1	3	3.000
OCNG 469	Python for Geosciences	College Station	1	7	1	10			1	1	17	17.000
OCNG 481	Seminar	College Station	1	5	1	2			1	1	7	7.000
OCNG 491	Research	College Station	3	3	6	8	9	10	3	3	21	7.000
OCNG 603	Communicating Ocean Science	College Station			2	15			2	2	15	7.500
OCNG 604	Ocean Observing Systems	College Station	1	10					1	1	10	10.000
OCNG 608	Physical Oceanography	College Station	2	25	1	10			2	2	35	17.500
OCNG 618	Numerical Methods Geosciences	College Station	1	7					1	1	7	7.000
OCNG 620	Biological Ocng	College Station			3	27			3	3	27	9.000
OCNG 630	Geological Ocng	College Station			2	18			2	2	18	9.000
OCNG 640	Chemical Oceanography	College Station	2	27	1	4			2	2	31	15.500
OCNG 641	Inorganic Aquatic Geoche	College Station			2	8			2	2	8	4.000
OCNG 655	Ex Design and Analysis Ocng	College Station	1	8	1	1			1	1	9	9.000
OCNG 656	Matlab Prog for Ocean Sciences	College Station	1	12					1	1	12	12.000
OCNG 657	Data Methods Graph Rep	College Station			1	14			1	1	14	14.000
OCNG 661	Adv Ocng Data Anls Com	College Station	1	3	1	3			1	1	6	6.000
OCNG 669	Python for Geosciences	College Station	2	11	1	10			2	2	21	10.500

History of Courses Taught **Course Inventory College Geosciences**
2018-19 **Course Department OCNG**



			Fall 2018		Spring 2019		Summer 2019		Total Sections	TSecs	Total Enrollment	Average Enrollment
			Sections	Enrollment	Sections	Enrollment	Sections	Enrollment				
OCNG 673	High-Res Marine Geop	College Station	1	5					1	1	5	5.000
OCNG 674	Paleoceanography	College Station			1	5			1	1	5	5.000
OCNG 681	Seminar	College Station	1	13	1	13			1	1	26	26.000
OCNG 684	Professional Internship	College Station	4	5	1	3	1	2	4	4	10	2.500
OCNG 685	Directed Studies	College Station			1	1	1	1	1	1	2	2.000
OCNG 689	Special Topics in	College Station			1	5			1	1	5	5.000
OCNG 691	Research	College Station	24	44	22	43	16	33	16	16	120	7.500
Department Total			82	1,392	78	1,401	31	195	84	84	2,988	

History of Courses Taught
Academic Year 2018-19



Course Inventory College: **Institute of Biosciences and Tec**

**History of Courses Taught
2018-19**

**Course Inventory College Institute of
Biosciences and Tec
Course Department CLBT**




			Fall 2018		Spring 2019		Summer 2019		Total Sections	TSecs	Total Enrollment	Average Enrollment
			Sections	Enrollment	Sections	Enrollment	Sections	Enrollment				
COMP 533	Intro Database Syst - Rice/Ibt	Health Science Center			1	1			1	1	1	1.000
COMP 576	Pr Int Deep Mach Lear-rice/Ibt	Health Science Center	1	1					1	1	1	1.000
GS01 1143	Intro to Bioinformatics	Health Science Center	1	2					1	1	2	2.000
GS03 1023	Curr Methods Struct Molec Biol	Health Science Center			1	2			1	1	2	2.000
GS04 1213	Mechanisms in Cancer Therapeut	Health Science Center	1	1					1	1	1	1.000
IBST 605	Biomed Rsrch Prfsl Dvlpmnt	Health Science Center			1	11			1	1	11	11.000
IBST 681	Seminar: Medical Science	Health Science Center	1	20	1	18			1	1	38	38.000
IBST 691	Research Credit: Medical Sci	Health Science Center	14	26	12	24	12	21	14	14	71	5.071
Department Total			18	50	16	56	12	21	21	21	127	

**History of Courses Taught
Academic Year 2018-19**



Course Inventory College: **Liberal Arts**

**History of Courses Taught Course Inventory College Liberal Arts
2018-19 Course Department ANTH**



			Fall 2018		Spring 2019		Summer 2019		Total Sections	TSecs	Total Enrollment	Average Enrollment
			Sections	Enrollment	Sections	Enrollment	Sections	Enrollment				
ANTH 201	Intro to Anthropology	College Station	3	312	2	196			3	3	508	169.333
ANTH 202	Intro to Archeology	Galveston	1	15	1	19			1	1	34	34.000
		College Station	1	83	1	45			1	1	128	128.000
ANTH 204	The Prehistoric World	College Station	1	27	1	41			1	1	68	68.000
ANTH 205	Peoples & Cult of Wrld	College Station	11	1,081	11	811	2	58	11	11	1,950	177.273
ANTH 210	Soc & Cult Anth	Galveston	2	80	3	99			2	2	179	89.500
		College Station	2	157	2	159			2	2	316	158.000
ANTH 225	Intro Biological Anthro	College Station	1	94	1	62			1	1	156	156.000
		Galveston	1	20					1	1	20	20.000
ANTH 226	Intro to Biological Anth Lab	College Station	2	36	2	32			2	2	68	34.000
ANTH 229	Intro to Folklore	College Station	1	18	1	20			1	1	38	38.000
ANTH 270	Cultural Diversity & Ethics	College Station	12	286	1	36			12	12	322	26.833
ANTH 300	Cult Change & Develop	College Station	1	20					1	1	20	20.000
ANTH 301	Indians of N America	College Station			1	19			1	1	19	19.000
ANTH 302	Archaeology of N Amer	College Station			1	15			1	1	15	15.000
ANTH 305	Fund Anth Writing	College Station	1	19	1	18			1	1	37	37.000
ANTH 312	Fossil Evid Human Evo	College Station			1	17			1	1	17	17.000
ANTH 313	Historical Archaeology	Galveston			1	12			1	1	12	12.000
ANTH 316	Nautical Archaeology	Galveston	1	38					1	1	38	38.000
		College Station			1	58			1	1	58	58.000
ANTH 317	Intro Bib Archaeology	College Station			2	56			2	2	56	28.000
ANTH 323	Nautical Arch Mediterran	College Station			1	20			1	1	20	20.000
ANTH 324	Mus in World Cultures	College Station	4	133	2	167	1	14	1	1	314	314.000
ANTH 330	Field Research in Anth	College Station	1	13					1	1	13	13.000
ANTH 340	Folklore & Supernatural	College Station	1	30	1	24			1	1	54	54.000
ANTH 353	Archaeology Ancnt Greece	College Station	1	33					1	1	33	33.000
ANTH 354	Archaeology Ancnt Italy	College Station			1	23			1	1	23	23.000
ANTH 360	Ancient Civilizations	College Station	1	32					1	1	32	32.000
ANTH 403	Anthropology of Religion	College Station	1	43	1	14			1	1	57	57.000
ANTH 410	Anthropological Theory	College Station			1	34			1	1	34	34.000
ANTH 412	Archaeological Theory	College Station	1	21					1	1	21	21.000
ANTH 415	Anthropological Writing	College Station	1	21	1	14			1	1	35	35.000
ANTH 425	Human Osteology	College Station	1	20	1	11			1	1	31	31.000
ANTH 426	Anth of Food Nutrition	College Station			1	25			1	1	25	25.000
ANTH 427	Human Biological Variation	College	1	11					1	1	11	11.000

**History of Courses Taught Course Inventory College Liberal Arts
2018-19 Course Department ANTH**



		Station	Fall 2018		Spring 2019		Summer 2019		Total Sections	TSecs	Total Enrollment	Average Enrollment
			Sections	Enrollment	Sections	Enrollment	Sections	Enrollment				
ANTH 430	Applied Anthropology	College Station	1	12					1	1	12	12.000
ANTH 434	Hum Evol Ecol: Reprod & Parent	College Station			1	25			1	1	25	25.000
ANTH 435	Medical Anthropology	College Station	1	19					1	1	19	19.000
ANTH 436	Ancient Egypt	College Station			1	23			1	1	23	23.000
ANTH 448	Quant Methods in Anthropology	College Station			1	14			1	1	14	14.000
ANTH 461	Environmental Archaeolog	College Station			1	2			1	1	2	2.000
ANTH 484	Anthropology Internship	College Station	1	10	1	8			1	1	18	18.000
ANTH 485	Directed Studies	College Station	5	5	1	1	2	2	5	5	8	1.600
ANTH 489	Special Topics in	College Station	1	3	2	23			1	1	26	26.000
ANTH 491	Research	College Station					1	1	1	1	1	1.000
ANTH 601	Biological Anthropology	College Station	1	9					1	1	9	9.000
ANTH 602	Archeologe Mtds & Thry	College Station			1	12			1	1	12	12.000
ANTH 604	Cultural Meth & Theory	College Station			1	8			1	1	8	8.000
ANTH 605	Cons of Archlgl Res I	College Station	1	14					1	1	14	14.000
ANTH 606	Cons of Archlgl Res II	College Station			1	8			1	1	8	8.000
ANTH 608	Skills in Maritime Arch	College Station			1	6			1	1	6	6.000
ANTH 609	Culture and Evolution	College Station	1	7					1	1	7	7.000
ANTH 610	Outfit & Sail Wood Ship	College Station	1	11					1	1	11	11.000
ANTH 611	Nautical Archaeology	College Station	1	11					1	1	11	11.000
ANTH 615	Hist of Ship Build Tec	College Station	1	11					1	1	11	11.000
ANTH 616	Rsrch & Recnstrtn Ship	College Station			1	10			1	1	10	10.000
ANTH 624	Geoarchaeology	College Station	1	6					1	1	6	6.000
ANTH 628	New World Seafring	College Station			1	5			1	1	5	5.000
ANTH 634	Palynology	College Station			1	5			1	1	5	5.000
ANTH 642	Res Design in Anth	College Station			1	19			1	1	19	19.000
ANTH 649	Origin Evol Genus Homo	College Station			1	5			1	1	5	5.000
ANTH 661	Environmental Archaeology	College Station			1	5			1	1	5	5.000
ANTH 667	Human Variation	College Station	1	5					1	1	5	5.000
ANTH 670	Bridging Theme Seminar in Anth	College Station	1	11					1	1	11	11.000
ANTH 685	Directed Studies	College Station	5	9	5	10			5	5	19	3.800
ANTH 689	Special Topics in	College Station	1	8	2	12			1	1	20	20.000
ANTH 691	Research	College Station	24	51	24	50	6	6	24	24	107	4.458

**History of Courses Taught
2018-19**

**Course Inventory College Liberal Arts
Course Department ANTH**




	Fall 2018		Spring 2019		Summer 2019		Total Sections	TSecs	Total Enrollment	Average Enrollment
	Sections	Enrollment	Sections	Enrollment	Sections	Enrollment				
Department Total	102	2,845	93	2,298	12	81	125	125	5,224	

**History of Courses Taught Course Inventory College Liberal Arts
2018-19 Course Department CLLA**




			Fall 2018		Spring 2019		Summer 2019		Total Sections	TSecs	Total Enrollment	Average Enrollment
			Sections	Enrollment	Sections	Enrollment	Sections	Enrollment				
AFST 201	Intro Course Africana	College Station	1	7	1	20			1	1	27	27.000
AFST 204	Intro to African Am Lit	College Station	1	5					1	1	5	5.000
AFST 209	Psyc Culture & Diversity	College Station	1	8					1	1	8	8.000
AFST 252	Intro Hip Hop Philosophy	College Station	1	5					1	1	5	5.000
AFST 300	Blacks in US 1607-1877	College Station			1	5			1	1	5	5.000
AFST 301	Blacks in US Since 1877	College Station	1	7	1	5			1	1	12	12.000
AFST 302	Gateway Course Africana	College Station	1	20					1	1	20	20.000
AFST 317	Racial and Ethnic Relats	College Station	2	12	1	11			2	2	23	11,500
AFST 323	Soci of African Amercns	College Station	1	1					1	1	1	1.000
AFST 324	Africana Social Sciences	College Station			1	2			1	1	2	2.000
AFST 327	Pop Mus in African Diasp	College Station			1	19			1	1	19	19.000
AFST 329	African-Am Lit Pre 1930	College Station	1	5					1	1	5	5.000
AFST 339	African-Am Lit Post - 1930	College Station			1	5			1	1	5	5.000
AFST 352	Africana Philosophy	College Station			1	6			1	1	6	6.000
AFST 353	Radcl Black Philosophies	College Station			1	1			1	1	1	1.000
AFST 357	Out of Africa Diaspora	College Station			1	1			1	1	1	1.000
AFST 379	Postcolonial Literatures	College Station			1	4			1	1	4	4.000
AFST 481	Seminar in Africana Stdy	College Station	1	5					1	1	5	5.000
AFST 601	Methods Inquiry Afr Stdy	College Station	1	12					1	1	12	12.000
AFST 689	Special Topics in	College Station	1	1					1	1	1	1.000
FILM 215	Global Cinema	College Station	1	26	1	58			1	1	84	84.000
FILM 251	Intro to Film Analysis	College Station	4	168	3	74			4	4	242	60.500
FILM 299	History of Film	College Station	1	22	1	25			1	1	47	47.000
FILM 343	Sex Gender and Cinema	College Station			1	4			1	1	4	4.000
FILM 345	Media Industries	College Station			1	16			1	1	16	16.000
FILM 351	Advanced Film	College Station			1	8			1	1	8	8.000
FILM 356	Literature and Film	College Station	2	17	3	15	1	5	2	2	37	18,500
FILM 376	Philosophy Film & Evil	College Station	1	5					1	1	5	5.000
FILM 394	Studies in Film Genre	College Station	1	5	1	2			1	1	7	7.000
FILM 402	Intermedia Performance	College Station	1	3					1	1	3	3.000
FILM 425	French Film	College Station			1	13			1	1	13	13.000
FILM 435	German Film	College Station	1	6					1	1	6	6.000
FILM 445	Rhetoric of Tv and Film	College Station	1	5					1	1	5	5.000

**History of Courses Taught Course Inventory College Liberal Arts
2018-19 Course Department CLLA**



			Fall 2018		Spring 2019		Summer 2019		Total Sections	TSecs	Total Enrollment	Average Enrollment
			Sections	Enrollment	Sections	Enrollment	Sections	Enrollment				
FILM 481	Seminar in Film Studies	College Station			1	13			1	1	13	13.000
FILM 485	Directed Studies	College Station			2	4			2	2	4	2.000
FILM 658	Topics in Film History	College Station	1	4					1	1	4	4.000
FILM 689	Special Topics in	College Station			1	4			1	1	4	4.000
FILM 694	Gender and Genre	College Station	1	3					1	1	3	3.000
HHUM 107	Intro to Health Humanities	College Station	1	20	1	17			1	1	37	37.000
LBAR 181	Fr Seminar Liberal Arts	College Station	8	142	6	106			8	8	248	31.000
LBAR 300	Lbar Study Abroad	College Station	1	2	1	4			1	1	6	6.000
LBAR 392	Co Op Liberal Arts	College Station	1	1	1	1			1	1	2	2.000
LBAR 485	Directed Studies	Qatar			1	1			1	1	1	1.000
LMAS 201	Intro Latino Mexican Amer Stud	College Station	1	24					1	1	24	24.000
RELS 220	Hist of Christianity	College Station	1	49					1	1	49	49.000
RELS 221	History of Islam	College Station	1	9	1	4			1	1	13	13.000
RELS 251	Classical Mythology	College Station	1	30					1	1	30	30.000
RELS 257	Communication Religion Arts	College Station	1	9	1	3			1	1	12	12.000
RELS 289	Special Topics in	College Station	2	19	2	24			2	2	43	21.500
RELS 312	Contemplation Mod World	College Station	2	39	1	22			2	2	61	30.500
RELS 317	Intro Bib Archaeology	College Station			2	26			2	2	26	13.000
RELS 321	Political Islam & Jihad	College Station	1	2	1	1			1	1	3	3.000
RELS 326	Sociology of Religion	College Station	1	6					1	1	6	6.000
RELS 340	Folklore & Supernatural	College Station	1	5	1	5			1	1	10	10.000
RELS 347	Rise of Islam 600-1258	College Station			1	2			1	1	2	2.000
RELS 360	Bible as Literature	College Station	2	12					2	2	12	6.000
RELS 365	Religion Early America	College Station	1	4					1	1	4	4.000
RELS 392	Lit Religion and Culture	College Station			1	5			1	1	5	5.000
RELS 403	Anthropology of Religion	College Station	1	6	1	3			1	1	9	9.000
RELS 436	Ancient Egypt	College Station			1	5			1	1	5	5.000
RELS 464	Mod Jewish Thought & Phil	College Station	1	4					1	1	4	4.000
RELS 480	Religious Communication	College Station	1	5					1	1	5	5.000
RELS 491	Research	College Station			2	6			2	2	6	3.000
WGST 200	Intro to Women's & Gndr	College Station	3	206	1	79			3	3	285	95.000
WGST 207	Intro Gender & Society	College Station	1	15	2	35	1	2	1	1	52	52.000
WGST 210	Psyc Aspects Human Sexuality	College Station			1	20			1	1	20	20.000

History of Courses Taught Course Inventory College Liberal Arts 2018-19 Course Department CLLA



			Fall 2018		Spring 2019		Summer 2019		Total Sections	TSecs	Total Enrollment	Average Enrollment
			Sections	Enrollment	Sections	Enrollment	Sections	Enrollment				
WGST 285	Directed Studies	College Station	1	2					1	1	2	2.000
WGST 300	Psychology of Women	College Station	2	70	2	18			2	2	88	44.000
WGST 316	Sociology of Gender	College Station	2	14	1	10			2	2	24	12.000
WGST 317	Women in Politics	College Station	1	5					1	1	5	5.000
WGST 333	Gay and Lesbian Lit	College Station	1	4	2	7			1	1	11	11.000
WGST 334	Womens Health	College Station	1	5	2	10			1	1	15	15.000
WGST 343	Sex Gender and Cinema	College Station			1	5			1	1	5	5.000
WGST 367	Women in Govt in Compar	College Station	2	4	2	7			2	2	11	5.500
WGST 374	Women Writers	College Station	1	10	3	9	1	5	1	1	24	24.000
WGST 394	Gender & Genre	College Station	1	1					1	1	1	1.000
WGST 401	Feminist Theory	College Station			1	16			1	1	16	16.000
WGST 403	Language and Gender	College Station			1	4			1	1	4	4.000
WGST 407	Women Min & Mass Media	College Station	1	4	2	8			2	2	12	6.000
WGST 410	Reproduction, Birth and Power	College Station	1	2					1	1	2	2.000
WGST 411	Representatns Motherhood	College Station	1	5	1	5			1	1	10	10.000
WGST 420	Gender & Communication	College Station	1	3	1	5			1	1	8	8.000
WGST 421	Gender & Crime	College Station	1	5	1	4			1	1	9	9.000
WGST 430	Employ Discrim Law	College Station	1	8	1	5			1	1	13	13.000
WGST 445	Queer Theory	College Station	1	1					1	1	1	1.000
WGST 462	Women and the Law	College Station			2	8			2	2	8	4.000
WGST 473	Womens History Modern US	College Station			1	5			1	1	5	5.000
WGST 476	Sex & Sexuality in Hist	College Station			1	10			1	1	10	10.000
WGST 481	Senior Seminar	College Station	1	12	1	13			1	1	25	25.000
WGST 484	Internship	College Station	2	2					2	2	2	1.000
WGST 489	Special Topics in	College Station			1	3			1	1	3	3.000
WGST 610	Reproduction Birth and Power	College Station	1	3					1	1	3	3.000
WGST 645	Queer Theory	College Station	1	4					1	1	4	4.000
WGST 661	Sociology of Gender	College Station			1	2			1	1	2	2.000
WGST 680	Theories of Gender	College Station	1	3					1	1	3	3.000
WGST 685	Directed Studies	College Station			1	1			1	1	1	1.000
WGST 689	Special Topics in	College Station	1	1	2	3			1	1	4	4.000
WGST 694	Gender and Genre	College Station	1	3					1	1	3	3.000
Department Total			88	1,132	88	842	3	12	124	124	1,986	

**History of Courses Taught Course Inventory College Liberal Arts
2018-19 Course Department COMM**



			Fall 2018		Spring 2019		Summer 2019		Total Sections	TSecs	Total Enrollment	Average Enrollment
			Sections	Enrollment	Sections	Enrollment	Sections	Enrollment				
COMM 101	Intro to Communication	College Station	9	173					9	9	173	19.222
COMM 107	Intro to Health Humanities	College Station	1	2	1	2			1	1	4	4.000
COMM 203	Public Speaking	College Station	35	864	30	725	21	449	35	35	2,038	58.229
		Galveston	4	86	5	117			4	4	203	50.750
COMM 205	Comm for Tech Profession	College Station	4	100	4	100	1	25	4	4	225	56.250
COMM 210	Group Comm & Discussion	College Station	4	124	4	109			4	4	233	58.250
COMM 215	Interview Prin & Pract	College Station	2	48	3	69			3	3	117	39.000
COMM 230	Comm Technology Skills	College Station	4	104	4	101	1	15	4	4	220	55.000
COMM 240	Rhetorical Criticism	College Station	2	48	2	49			2	2	97	48.500
COMM 243	Argumentation & Debate	College Station	4	95	5	115			4	4	210	52.500
COMM 250	New Media and Ind Voice	College Station	1	10	1	20			1	1	30	30.000
COMM 257	Communication Religion Arts	College Station	1	29	1	35			1	1	64	64.000
COMM 275	Intro to Social Media	College Station	1	65	1	66			1	1	131	131.000
COMM 280	Communication Careers	College Station			1	39			1	1	39	39.000
COMM 285	Directed Studies	College Station	1	1					1	1	1	1.000
COMM 289	Special Topics in	College Station			1	66	1	16	1	1	82	82.000
COMM 291	Research	College Station	1	174					1	1	174	174.000
COMM 301	Rhetoric West Thought	College Station	3	236	3	338			3	3	574	191.333
COMM 302	Mass Media & Politics	College Station	1	40	2	72			1	1	112	112.000
COMM 305	Theories of Comm	College Station	2	240	3	234			2	2	474	237.000
COMM 307	Comm Law & Policy	College Station	1	75	2	22			1	1	97	97.000
COMM 308	Research Methods in Comm	College Station	3	200	3	237			3	3	437	145.667
COMM 315	Interpersonal Comm	College Station	4	249	2	236	2	204	4	4	689	172.250
COMM 320	Organizational Comm	College Station	2	142	1	134	1	38	2	2	314	157.000
COMM 321	Strategic Comm Case Studies	College Station	1	13	1	18			1	1	31	31.000
COMM 322	Communication Tactics	College Station	1	23	1	15			1	1	38	38.000
COMM 323	Strategic Communication	College Station	3	112	1	133			3	3	245	81.667
COMM 324	Comm Ldrshp & Confl Mgmt	College Station	1	35	2	40			1	1	75	75.000
COMM 325	Persuasion	College Station	2	165	1	100	2	158	2	2	423	211.500
COMM 327	American Oratory	College Station	1	99					1	1	99	99.000
COMM 330	Technology & Communicatn	College Station	2	70	2	67			2	2	137	68.500
COMM 335	Intercultural Communic	College Station	2	244	5	148	2	174	2	2	566	283.000
		Qatar	1	26			1	11	1	1	37	37.000
COMM 340	Comm and Popular Culture	College	1	227	1	29	1	104	1	1	360	360.000

**History of Courses Taught Course Inventory College Liberal Arts
2018-19 Course Department COMM**



			Fall 2018		Spring 2019		Summer 2019		Total Sections	TSecs	Total Enrollment	Average Enrollment
		Station	Sections	Enrollment	Sections	Enrollment	Sections	Enrollment				
COMM 345	Media Industries	College Station			1	118			1	1	118	118.000
COMM 350	Theories of Media Comm	College Station	1	120	3	88			1	1	208	208.000
COMM 354	Money Power & Communication	College Station	1	16					1	1	16	16.000
COMM 360	Cultural History Media	College Station	2	65	2	88			2	2	153	76.500
COMM 365	International Comm	Galveston	1	9					1	1	9	9.000
		College Station	1	18	1	35			1	1	53	53.000
		Qatar			1	19			1	1	19	19.000
COMM 370	Health Communication	College Station	1	29	1	62			1	1	91	91.000
COMM 375	Media Audiences	College Station	2	54	1	91			1	1	145	145.000
COMM 403	Media Children & Adolescents	College Station	1	23					1	1	23	23.000
COMM 407	Women Min & Mass Media	College Station	1	19	2	37			1	1	56	56.000
COMM 408	Adv Research Methods	College Station			1	13			1	1	13	13.000
COMM 411	Representatns Motherhood	College Station	2	19	2	24			2	2	43	21.500
COMM 415	New Media Civil Society	College Station	1	24	1	24			1	1	48	48.000
COMM 420	Gender and Communication	College Station	1	16	1	19			1	1	35	35.000
COMM 434	Topics Rhetoric Theory	College Station	2	33	2	30			2	2	63	31.500
COMM 435	Rhetoric of Tv & Film	College Station	1	19					1	1	19	19.000
COMM 437	Visual Communication	College Station	1	23			1	24	1	1	47	47.000
COMM 438	Propaganda	College Station			2	47			2	2	47	23.500
COMM 440	Political Communication	College Station	1	10	1	24	1	17	1	1	51	51.000
COMM 443	Comm and Conflict	College Station	2	48	6	80			2	2	128	64.000
COMM 446	Comm Organztns & Society	College Station	3	48	3	67			3	3	115	38.333
COMM 450	Media Campaigns	College Station	1	24	2	30	1	22	1	1	76	76.000
COMM 453	Comm and Video Games	College Station	1	23					1	1	23	23.000
COMM 458	Global Media	College Station	1	12	2	43			1	1	55	55.000
COMM 460	Comm & Contemporary Issues	College Station	1	23	1	24			1	1	47	47.000
COMM 470	Comm Health Care Context	College Station	3	70	1	23			3	3	93	31.000
COMM 471	Media Health Medicine	College Station			1	23			1	1	23	23.000
COMM 480	Religious Communication	College Station	1	18	1	16			1	1	34	34.000
COMM 484	Communication Internship	College Station	3	19	3	26	3	13	3	3	58	19.333
COMM 485	Directed Studies	College Station	4	186	4	83	1	1	4	4	270	67.500
COMM 491	Research	College Station	1	8	3	6			3	3	14	4.667
COMM 497	Independent Honors	College Station			1	2			1	1	2	2.000

**History of Courses Taught Course Inventory College Liberal Arts
2018-19 Course Department COMM**



			Fall 2018		Spring 2019		Summer 2019		Total Sections	TSecs	Total Enrollment	Average Enrollment
			Sections	Enrollment	Sections	Enrollment	Sections	Enrollment				
COMM 615	Interp Methods in Comm	College Station	1	14					1	1	14	14.000
COMM 626	Comm Law & Policy	College Station			1	1			1	1	1	1.000
COMM 630	Interpersonal Comm	College Station			1	4			1	1	4	4.000
COMM 632	Comm and Conflict	College Station	1	7					1	1	7	7.000
COMM 634	Comm and Gender	College Station			1	9			1	1	9	9.000
COMM 637	Organizational Comm Sem	College Station			1	13			1	1	13	13.000
COMM 652	Rhetoric of Social Mvmnt	College Station	1	5					1	1	5	5.000
COMM 658	Seminar in Comm Culture	College Station	1	9					1	1	9	9.000
COMM 659	Comm Citiz in Pub Sphere	College Station	1	4					1	1	4	4.000
COMM 662	Survey Media Studies	College Station	1	10					1	1	10	10.000
COMM 663	Seminar Media Studies	College Station			1	8			1	1	8	8.000
COMM 664	Media Processes & Effects	College Station			1	7			1	1	7	7.000
COMM 669	Survey of Health Comm	College Station	1	5					1	1	5	5.000
COMM 685	Directed Studies	College Station	3	3	5	7	5	7	3	3	17	5.667
COMM 689	Special Topics in	College Station	1	1					1	1	1	1.000
COMM 691	Research	College Station	15	22	14	21	12	15	15	15	58	3.867
JOUR 102	American Mass Media	College Station	1	103	1	109			1	1	212	212.000
JOUR 200	Mass Media Information	College Station	1	21	2	39			1	1	60	60.000
JOUR 203	Media Writing I	College Station	2	19	1	15			2	2	34	17.000
JOUR 215	Interview Prin & Pract	College Station	1	4	3	7			1	1	11	11.000
JOUR 230	Comm Technology Skills	College Station	4	10	4	15	1	3	4	4	28	7.000
JOUR 250	New Media and Ind Voice	College Station	1	6	1	7			1	1	13	13.000
JOUR 301	Comm Law & Policy	College Station	1	7	1	5			1	1	12	12.000
JOUR 304	Editing for Mass Media	College Station			1	16			1	1	16	16.000
JOUR 365	International Comm	College Station	1	4	1	5			1	1	9	9.000
JOUR 450	Political Reporting	College Station	1	12					1	1	12	12.000
JOUR 451	Arts & Entertain Jour	College Station			1	11			1	1	11	11.000
JOUR 458	Global Media	College Station	1	2	1	5			1	1	7	7.000
JOUR 484	Internship	College Station	1	3	1	16	2	7	1	1	26	26.000
JOUR 485	Directed Studies	College Station	2	11	2	2			2	2	13	6.500
JOUR 489	Special Topics in	College Station	1	10	1	16			1	1	26	26.000
JOUR 490	Jour as a Profession	College Station	1	17	1	9			1	1	26	26.000
Department Total			191	5,404	190	4,925	60	1,303	210	210	11,632	

**History of Courses Taught
2018-19**

**Course Inventory College Liberal Arts
Course Department ECON**



			Fall 2018		Spring 2019		Summer 2019		Total Sections	TSecs	Total Enrollment	Average Enrollment
			Sections	Enrollment	Sections	Enrollment	Sections	Enrollment				
ECMT 461	Economic Data Analysis	College Station	8	171	8	193			8	8	364	45.500
ECMT 463	Intro to Econometrics	College Station	7	131	9	186			7	7	317	45.286
ECMT 660	Math Economics	College Station	1	16					1	1	16	16.000
ECMT 670	Ecm Analysis Fin Data	College Station	1	36					1	1	36	36.000
ECMT 673	Economic Analytics	College Station	1	112					1	1	112	112.000
ECMT 674	Economic Forecasting	College Station			1	126			1	1	126	126.000
ECMT 675	Econometrics I	College Station	1	30					1	1	30	30.000
ECMT 676	Econometrics II	College Station			1	34			1	1	34	34.000
ECMT 677	Applied Microeconomic	College Station	1	11					1	1	11	11.000
ECMT 678	Nonparametric Economet	College Station			1	5			1	1	5	5.000
ECMT 680	Financial Econometrics	College Station			1	71			1	1	71	71.000
ECON 202	Prin of Economics	College Station	3	1,621	1	998	1	65	3	3	2,684	894.667
		Galveston	2	95	1	108	1	66	1	1	269	269.000
ECON 203	Prin of Economics	Galveston	1	17	1	26	1	24	1	1	67	67.000
		College Station	2	381	4	675	1	25	4	4	1,081	270.250
ECON 285	Directed Studies	College Station	2	197					2	2	197	98.500
ECON 311	Money & Banking	Galveston	1	28	1	24			1	1	52	52.000
		College Station	2	433	1	254			2	2	687	343.500
ECON 312	Poverty & Inequality	College Station			1	45			1	1	45	45.000
ECON 315	Sports Economics	College Station	2	126					2	2	126	63.000
ECON 318	Economics Gender & Race	College Station	1	26	1	23			1	1	49	49.000
ECON 323	Microeconomic Theory	Galveston	1	20	1	26	1	21	1	1	67	67.000
		College Station	3	576	3	535	1	65	1	1	1,176	1,176.000
ECON 330	Econ. Development	College Station	2	166	2	173			2	2	339	169.500
ECON 410	Macroeconomic Theory	College Station	1	133	2	296	1	50	1	1	479	479.000
ECON 412	Public Finance	College Station	1	65	1	64			1	1	129	129.000
ECON 414	Health Economics	College Station	1	19	1	65			1	1	84	84.000
ECON 418	Economics of Labor	College Station	1	40	1	69			1	1	109	109.000
ECON 420	Law and Economics	College Station	1	69	1	70			1	1	139	139.000
ECON 425	Organ of Industry	College Station	1	45					1	1	45	45.000
ECON 426	Antitrust Economics	College Station			1	57			1	1	57	57.000
ECON 433	Energy Mkts & Policy	College Station	1	36					1	1	36	36.000
ECON 440	Experimental Economics	College Station			2	94	1	43	1	1	137	137.000
ECON 445	Financial Economics	College Station	1	34	1	64			1	1	98	98.000

**History of Courses Taught
2018-19**


**Course Inventory College Liberal Arts
Course Department ECON**



			Fall 2018		Spring 2019		Summer 2019		Total Sections	TSecs	Total Enrollment	Average Enrollment
			Sections	Enrollment	Sections	Enrollment	Sections	Enrollment				
ECON 449	Economics of Decision	College Station	1	49					1	1	49	49.000
ECON 452	Internat Trade Policy	Galveston	1	16	1	35	1	32	1	1	83	83.000
		College Station	1	133	1	144			1	1	277	277.000
ECON 459	Games & Econ Behavior	College Station	1	52	1	47	1	61	1	1	160	160.000
ECON 460	Intro Math Economics	College Station	1	24					1	1	24	24.000
ECON 465	Contemp Econ Issues	College Station	1	26					1	1	26	26.000
ECON 470	Program Evaluation	College Station			1	24			1	1	24	24.000
ECON 484	Internship	College Station	1	1	2	5	3	57	1	1	63	63.000
ECON 485	Directed Studies	College Station	2	62	1	22	2	2	2	2	86	43.000
ECON 489	Special Topics in	College Station	2	45	3	63			2	2	108	54.000
ECON 491	Research	College Station	9	33	7	8			9	9	41	4.556
ECON 603	Public Economics I	College Station	1	8					1	1	8	8.000
ECON 604	Public Economics II	College Station			1	4			1	1	4	4.000
ECON 607	Foun of Macroec Theory	College Station	1	131					1	1	131	131.000
ECON 611	Fndtns of Macroecon Th	College Station			1	125			1	1	125	125.000
ECON 612	Money Banking Fin Mkts	College Station	1	12					1	1	12	12.000
ECON 617	Econ of Multinatl Firm	College Station			1	50			1	1	50	50.000
ECON 618	Behavior Financial Econ	College Station	1	46					1	1	46	46.000
ECON 629	Microeconomic Theory I	College Station	1	32					1	1	32	32.000
ECON 630	Microeconomic Theor II	College Station			1	33			1	1	33	33.000
ECON 631	Micro Theory III	College Station	1	6					1	1	6	6.000
ECON 632	Microeconomic Theory IV	College Station			1	2			1	1	2	2.000
ECON 633	Energy Markets	College Station	1	31					1	1	31	31.000
ECON 636	Macroeconomic Theory I	College Station	1	17					1	1	17	17.000
ECON 637	Advanced Macroeconomics II	College Station			1	2			1	1	2	2.000
ECON 646	Macroecon Theory II	College Station			1	14			1	1	14	14.000
ECON 649	Industrial Organiz I	College Station	1	8					1	1	8	8.000
ECON 650	Industrial Organiz II	College Station			1	10			1	1	10	10.000
ECON 655	Experimental Economics	College Station	1	15					1	1	15	15.000
ECON 656	Field Experiments in Econ	College Station			1	9			1	1	9	9.000
ECON 659	Behavioral Game Theory	College Station			1	3			1	1	3	3.000
ECON 663	Intl Transfer Pricing	College Station	2	16					2	2	16	8.000
ECON 675	Capstone Finc Econ/Ecmt	College Station	2	113					2	2	113	56.500

**History of Courses Taught
2018-19**

**Course Inventory College Liberal Arts
Course Department ECON**



			Fall 2018		Spring 2019		Summer 2019		Total Sections	TSecs	Total Enrollment	Average Enrollment
			Sections	Enrollment	Sections	Enrollment	Sections	Enrollment				
ECON 680	Financial Economics	College Station	1	86					1	1	86	86.000
ECON 684	Professional Internship	College Station			1	3	3	55	3	3	58	19.333
ECON 685	Directed Studies	College Station	4	5	7	25			4	4	30	7.500
ECON 689	Special Topics in	College Station	1	4					1	1	4	4.000
ECON 690	Theory of Econ Reserch	College Station	4	38	4	36			4	4	74	18.500
ECON 691	Research	College Station	17	40	17	40	13	17	17	17	97	5.706
Department Total			111	5,683	104	4,985	31	583	131	131	11,251	

**History of Courses Taught Course Inventory College Liberal Arts
2018-19 Course Department ENGL**



			Fall 2018		Spring 2019		Summer 2019		Total Sections	TSecs	Total Enrollment	Average Enrollment
			Sections	Enrollment	Sections	Enrollment	Sections	Enrollment				
ENGL 104	Composition & Rhetoric	Galveston	10	200	10	153	1	12	10	10	365	36.500
		Qatar	6	108	3	34			6	6	142	23.667
		College Station	47	1,002	24	504			47	47	1,506	32.043
ENGL 107	Intro to Health Humanities	College Station	1	2	1	4			1	1	6	6.000
ENGL 202	Environmental Literature	College Station	1	32	1	32			1	1	64	64.000
ENGL 203	Writing About Literature	College Station	19	442	30	744			19	19	1,186	62.421
		Galveston	1	20	1	17			1	1	37	37.000
ENGL 204	Intro to African Am Lit	Galveston	1	12					1	1	12	12.000
		College Station	1	25					1	1	25	25.000
ENGL 206	21st Cent Lit & Culture	College Station	1	32	1	33			1	1	65	65.000
ENGL 207	Human Thinking & Digital Cultu	College Station			1	35			1	1	35	35.000
ENGL 209	Intro to Ling	College Station	2	50	1	18			2	2	68	34.000
ENGL 210	Technical Business Writing	Qatar	3	45	3	44	1	17	3	3	106	35.333
		Galveston	8	175	9	185	6	131	8	8	491	61.375
		College Station	46	1,130	51	1,128	13	243	46	46	2,501	54.370
ENGL 211	Foundations Cultural Studies	College Station	1	16	1	18			1	1	34	34.000
ENGL 212	Shakespeare	College Station	1	86	1	30			1	1	116	116.000
		Galveston	1	20					1	1	20	20.000
ENGL 219	Lit and the Other Arts	College Station	2	36	2	40			2	2	76	38.000
		Qatar	1	19	1	28			1	1	47	47.000
ENGL 221	World Literature	College Station	1	18	1	37			1	1	55	55.000
ENGL 222	World Literature	College Station			2	37			2	2	37	18.500
ENGL 227	Am Lit Begin to Civil War	College Station	3	131					3	3	131	43.667
ENGL 228	Am Lit Civ War to Pres	College Station	1	30	1	97			1	1	127	127.000
ENGL 231	Survey of English Lit I	College Station	2	53	2	68			2	2	121	60.500
ENGL 232	Survey of English Lit II	College Station	1	32					1	1	32	32.000
ENGL 235	Elements Creative Writng	College Station	6	101	6	94			6	6	195	32.500
ENGL 251	Intro to Film Analysis	Qatar	1	20	1	40			1	1	60	60.000
		College Station	3	85	3	67			3	3	152	50.667
		Galveston	1	25					1	1	25	25.000
ENGL 285	Directed Studies	College Station			1	4			1	1	4	4.000
ENGL 292	Intro Literature & Medicine	College Station	1	34					1	1	34	34.000
ENGL 303	Approaches Engl Studies	College Station	7	121	3	71			3	3	192	64.000
ENGL 305	Texas Literature	College Station	1	35	1	35	1	29	1	1	99	99.000
ENGL 306	Transnational Lit & Culture	College Station			2	35			2	2	35	17.500
ENGL 308	History of Lit Criticism	College Station			2	20			2	2	20	10.000
ENGL 310	History of English Lng	College			1	20			1	1	20	20.000

**History of Courses Taught Course Inventory College Liberal Arts
2018-19 Course Department ENGL**



			Fall 2018		Spring 2019		Summer 2019		Total Sections	TSecs	Total Enrollment	Average Enrollment
			Sections	Enrollment	Sections	Enrollment	Sections	Enrollment				
		Station										
ENGL 313	Medieval English Lit	College Station	1	31	3	65			1	1	96	96.000
ENGL 314	English Renaissance	College Station			1	35			1	1	35	35.000
ENGL 316	18th Century Lit & Cult	College Station	2	35					2	2	35	17.500
ENGL 317	Early British Drama	College Station	1	35	1	34	1	30	1	1	99	99.000
ENGL 320	Technical and Prof Editing	College Station			1	25			1	1	25	25.000
ENGL 321	19th Century Lit	College Station			2	31			2	2	31	15.500
ENGL 322	19th Century Lit	College Station	1	33	1	35			1	1	68	68.000
ENGL 329	African-Am Lit Pre 1930	College Station	1	29					1	1	29	29.000
ENGL 330	Arthurian Literature	College Station	2	71	2	125	1	27	2	2	223	111.500
		Galveston			1	10			1	1	10	10.000
ENGL 331	Fantasy Literature	College Station	2	40	3	77	1	27	2	2	144	72.000
ENGL 333	Gay and Lesbian Lit	College Station	1	38	2	28			1	1	66	66.000
ENGL 334	Sci Fi Present & Past	College Station	2	39	2	145	1	32	2	2	216	108.000
		Galveston			1	19			1	1	19	19.000
ENGL 335	Literature of the Sea	Galveston			1	23			1	1	23	23.000
ENGL 336	Life & Lit of Sw	College Station			1	42			1	1	42	42.000
ENGL 337	Life & Lit of Am South	College Station	1	35	1	35			1	1	70	70.000
ENGL 338	Amer Ethnic Literature	College Station	2	34	1	93			2	2	127	63.500
ENGL 339	African-Am Lit Post-1930	College Station			1	29			1	1	29	29.000
ENGL 340	Modern & Contemp Drama	College Station			2	35			2	2	35	17.500
ENGL 343	Fairy Tales English Tradition	College Station	1	36					1	1	36	36.000
ENGL 345	Writ St Prose or Poetry	College Station			1	22			1	1	22	22.000
ENGL 347	Writers Wkshop Prose	College Station	1	24					1	1	24	24.000
ENGL 348	Writers Wkshop Poetry	College Station			1	22			1	1	22	22.000
ENGL 350	20th Cent Lit to Wwii	College Station	1	39					1	1	39	39.000
ENGL 351	Advanced Film	College Station			1	7			1	1	7	7.000
ENGL 352	Lit World War II to Pres	College Station	1	41	1	125			1	1	166	166.000
ENGL 353	History of Rhetoric	College Station	1	35					1	1	35	35.000
ENGL 354	Mod Rhetorical Theory	College Station			1	25			1	1	25	25.000
ENGL 355	Rhetoric of Style	College Station	2	49	1	25			2	2	74	37.000
ENGL 356	Literature and Film	College Station	2	45	3	62	1	37	2	2	144	72.000
ENGL 360	Literature for Children	College Station	3	83	2	133	1	29	2	2	245	122.500
ENGL 361	Young Adult Literature	College Station	3	77	1	42			3	3	119	39.667

**History of Courses Taught Course Inventory College Liberal Arts
2018-19 Course Department ENGL**



			Fall 2018		Spring 2019		Summer 2019		Total Sections	TSecs	Total Enrollment	Average Enrollment
			Sections	Enrollment	Sections	Enrollment	Sections	Enrollment				
ENGL 362	Latino/a Literature	College Station	3	58	3	77			3	3	135	45.000
ENGL 365	Bible as Literature	College Station	2	129					2	2	129	64.500
ENGL 372	American Poetry	College Station	1	34					1	1	34	34.000
ENGL 374	Women Writers	College Station	1	113	3	61	1	27	1	1	201	201.000
		Galveston	1	10					1	1	10	10.000
ENGL 375	19th Cent Amer Novel	College Station			1	29			1	1	29	29.000
ENGL 376	Amer Novel Since 1900	College Station	2	40	2	35			2	2	75	37.500
ENGL 377	British Novel to 1870	College Station	2	35	1	17			2	2	52	26.000
ENGL 378	Brit Novel 1870-Present	College Station	1	35					1	1	35	35.000
ENGL 379	Postcolonial Literatures	College Station			1	29			1	1	29	29.000
ENGL 386	Creative Nonfiction	College Station	1	16					1	1	16	16.000
ENGL 392	Lit Religion and Culture	College Station			1	36			1	1	36	36.000
ENGL 396	Studies in American Lit	College Station			1	33			1	1	33	33.000
ENGL 403	Language and Gender	College Station			1	21			1	1	21	21.000
ENGL 412	Studies in Shakespeare	College Station			1	22			1	1	22	22.000
ENGL 414	Milton	College Station	1	18					1	1	18	18.000
ENGL 431	Chaucer	College Station			1	17			1	1	17	17.000
ENGL 462	Rhet in Cultural Context	College Station			1	9			1	1	9	9.000
ENGL 481	Senior Seminar	College Station	5	91	6	86			5	5	177	35.400
ENGL 484	Internship	College Station	1	1	1	1	2	2	1	1	4	4.000
ENGL 485	Directed Studies	College Station	13	14	2	5	1	1	13	13	20	1.538
		Galveston	1	1					1	1	1	1.000
ENGL 489	Special Topics in	College Station	1	5	1	4			1	1	9	9.000
ENGL 491	Research	College Station	4	5	8	8			8	8	13	1.625
		Qatar			1	1			1	1	1	1.000
ENGL 497	Indpdnt Honors Studies	College Station			5	5			5	5	5	1.000
ENGL 602	First Year Seminar	College Station	1	12					1	1	12	12.000
ENGL 603	Bibliog & Lit Res	College Station			1	15			1	1	15	15.000
ENGL 610	Topics Hist of Engl Lang	College Station	1	4	1	4			1	1	8	8.000
ENGL 611	Topics Early Mod Lit/Cult	College Station			1	5			1	1	5	5.000
ENGL 613	Readings Early Modrn Lit	College Station	1	9					1	1	9	9.000
ENGL 618	Readings 18 Cen Brit Lit	College Station			1	9			1	1	9	9.000
ENGL 640	Tpes Childrens Lit&Cultr	College Station	1	12					1	1	12	12.000
ENGL 642	Topics in Genre	College Station			1	12			1	1	12	12.000

History of Courses Taught **Course Inventory College Liberal Arts**
2018-19 **Course Department ENGL**




			Fall 2018		Spring 2019		Summer 2019		Total Sections	TSecs	Total Enrollment	Average Enrollment
			Sections	Enrollment	Sections	Enrollment	Sections	Enrollment				
ENGL 645	Tpcs Gender Lit & Cultur	College Station	1	8					1	1	8	8.000
ENGL 650	Readings 20/21c Lit/Cultr	College Station			1	11			1	1	11	11.000
ENGL 653	Topics 20&21 C Lit&Cultur	College Station			1	13			1	1	13	13.000
ENGL 658	Topics in Film History	College Station	1	8					1	1	8	8.000
ENGL 665	Tpcs Cultl / Interdis Stud	College Station			1	9			1	1	9	9.000
ENGL 667	Tpcs Hist & Theory of Rhet	College Station			1	6			1	1	6	6.000
ENGL 669	Tops Africanamer Lit/Cul	College Station	1	12					1	1	12	12.000
ENGL 671	Readngs Amer Lit to 1900	College Station	1	8					1	1	8	8.000
ENGL 672	Topes Am Lit/Cul to 1900	College Station			1	6			1	1	6	6.000
ENGL 680	Theories of Gender	College Station	1	9					1	1	9	9.000
ENGL 681	Seminar in English	College Station			1	11			1	1	11	11.000
ENGL 683	Topics in Theory	College Station			1	9			1	1	9	9.000
ENGL 685	Directed Studies	College Station	1	1	3	3	2	2	1	1	6	6.000
ENGL 691	Research	College Station	34	62	35	61	14	15	34	34	138	4.059
ENGL 697	Pedagogy	College Station	1	16					1	1	16	16.000
LING 209	Intro to Ling	College Station	2	25	1	14			2	2	39	19.500
LING 307	Language & Culture	College Station	1	18					1	1	18	18.000
LING 310	History of English Lng	College Station			1	11			1	1	11	11.000
LING 403	Language and Gender	College Station			1	2			1	1	2	2.000
LING 610	Topics Hist of Engl Lang	College Station	1	1					1	1	1	1.000
Department Total			301	5,796	300	5,718	48	661	351	351	12,175	

**History of Courses Taught Course Inventory College Liberal Arts
2018-19 Course Department HISP**



			Fall 2018		Spring 2019		Summer 2019		Total Sections	TSecs	Total Enrollment	Average Enrollment
			Sections	Enrollment	Sections	Enrollment	Sections	Enrollment				
HISP 201	Current Issues Hisp Stud	College Station	1	10					1	1	10	10.000
HISP 204	Span & Sp Am Lit in Tran	Galveston	2	40	2	45	1	10	2	2	95	47.500
HISP 250	Contem Spanish Cult	College Station			2	25			2	2	25	12.500
HISP 362	Latino/a Literature	College Station	2	6	3	30			2	2	36	18.000
HISP 363	Borderlands US & Mex	College Station	1	20					1	1	20	20.000
HISP 606	Spanish in the US	College Station	1	9					1	1	9	9.000
HISP 607	Sem in Hispanic Ling	College Station			1	5			1	1	5	5.000
HISP 630	Sem in Latin American Lit	College Station			1	6			1	1	6	6.000
HISP 640	Sem Hist Ideas Hisp World	College Station			1	7			1	1	7	7.000
HISP 646	Sem Cult Encounters & Bordrs	College Station	1	8					1	1	8	8.000
HISP 653	Don Quixote & Hisp Novel	College Station	1	7					1	1	7	7.000
HISP 672	Hisp Film & Perfrm Arts	College Station	1	7					1	1	7	7.000
HISP 685	Directed Studies	College Station	6	10	2	2	4	4	6	6	16	2.667
HISP 691	Research	College Station	11	15	10	16	5	5	10	10	36	3.600
SPAN 101	Beginning Spanish I	College Station	8	196	5	125	2	30	8	8	351	43.875
SPAN 102	Beginning Spanish II	College Station	7	175	10	246	2	50	10	10	471	47.100
SPAN 201	Intermediate Span I	College Station	12	270	10	219	2	40	12	12	529	44.083
SPAN 202	Intermediate Span II	College Station	9	192	11	274	2	50	11	11	516	46.909
SPAN 203	Intm Span Heritage Speakers	College Station	1	19	1	21			1	1	40	40.000
SPAN 208	Spanish for Health Prof I	College Station	1	24	1	24			1	1	48	48.000
SPAN 218	Spanish for Health Prof II	College Station	1	24	1	23			1	1	47	47.000
SPAN 221	Field Studies Abroad I	College Station					1	28	1	1	28	28.000
SPAN 222	Field Studies Abroad II	College Station					1	28	1	1	28	28.000
SPAN 301	Oral Expression	College Station	2	47	3	71	1	20	2	2	138	69.000
SPAN 302	Advanced Grammar	College Station	3	81	2	55			3	3	136	45.333
SPAN 303	Span Composition	College Station	5	61	4	69			5	5	130	26.000
SPAN 304	Adv Grammar Heritage Speakers	College Station	2	46	2	55			2	2	101	50.500
SPAN 306	Business Spanish	College Station	1	28	1	28			1	1	56	56.000
SPAN 311	Hisp Cult & Civ to 18thc	College Station	1	15					1	1	15	15.000
SPAN 312	Hisp Cult/Civ 18th-Pres	College Station	1	27	1	25			1	1	52	52.000
SPAN 318	Oral Comm for Health Prof	College Station	1	24	1	27			1	1	51	51.000
SPAN 320	Intro to Hispanic Lit	College Station	3	46	3	41			3	3	87	29.000
SPAN 331	Spanish Lit to 1700	College Station			1	27			1	1	27	27.000

History of Courses Taught **Course Inventory College Liberal Arts**
2018-19 **Course Department HISP**



			Fall 2018		Spring 2019		Summer 2019		Total Sections	TSecs	Total Enrollment	Average Enrollment
			Sections	Enrollment	Sections	Enrollment	Sections	Enrollment				
SPAN 332	Span Lit 1700 to 1936	College Station	1	27					1	1	27	27.000
SPAN 342	Sp Am Lit 1821 to 1935	College Station			1	9			1	1	9	9.000
SPAN 350	Span Phonetics & Phonology	College Station	1	27					1	1	27	27.000
SPAN 407	Span Engl Translation	College Station	1	28					1	1	28	28.000
SPAN 409	Photography in Hisp World	College Station	1	24					1	1	24	24.000
SPAN 411	Cont Hisp Society & Culture	College Station	1	26	1	21			1	1	47	47.000
SPAN 412	U.S. Hispanic Writers	College Station	1	22					1	1	22	22.000
SPAN 413	Hisp Culture Through Art	College Station			1	17	1	27	1	1	44	44.000
SPAN 417	Advanced Span Engl Translation	College Station			1	18			1	1	18	18.000
SPAN 450	Contemp Span & Span Amer Lit	College Station			1	21			1	1	21	21.000
SPAN 460	Topics in Hispanic Lit	College Station			1	16	1	28	1	1	44	44.000
SPAN 461	Topics in Hispanic Cult	College Station	1	22	1	20			1	1	42	42.000
SPAN 462	Topics in Hispanic Ling	College Station	1	17	1	11			1	1	28	28.000
SPAN 483	Comm Impact Serv Learn Span	College Station			1	1	1	1	1	1	2	2.000
SPAN 484	Internship	College Station	1	4	1	1	1	1	1	1	6	6.000
SPAN 485	Directed Studies	College Station			1	1	3	3	3	3	4	1.333
SPAN 491	Research	College Station	2	10	2	11			2	2	21	10.500
Department Total			96	1,614	92	1,613	28	325	117	117	3,552	

**History of Courses Taught
2018-19**


**Course Inventory College Liberal Arts
Course Department HIST**



			Fall 2018		Spring 2019		Summer 2019		Total Sections	TSecs	Total Enrollment	Average Enrollment
			Sections	Enrollment	Sections	Enrollment	Sections	Enrollment				
HIST 101	Western Civ to 1660	College Station	2	104	1	46			2	2	150	75.000
HIST 102	Western Civ Since 1660	College Station	1	53	1	46	1	18	1	1	117	117.000
HIST 103	World Hist to 1500	College Station	1	45					1	1	45	45.000
HIST 104	World Hist Since 1500	College Station	1	26	1	44			1	1	70	70.000
HIST 105	History of the U S	Galveston	4	229	3	95			4	4	324	81.000
		College Station	14	2,084	10	1,249	1	61	10	10	3,394	339.400
		Qatar	2	60	2	60	1	19	2	2	139	69.500
HIST 106	History of the U S	College Station	11	1,586	12	1,470	1	72	11	11	3,128	284.364
		Galveston	3	95	2	127			3	3	222	74.000
		Qatar	2	61	1	50	1	21	2	2	132	66.000
HIST 210	Russian Civilization	College Station			1	138			1	1	138	138.000
HIST 220	Hist of Christianity	College Station	1	45					1	1	45	45.000
HIST 221	History of Islam	College Station	1	15	1	10			1	1	25	25.000
HIST 226	Hist of Texas	Galveston	1	22					1	1	22	22.000
		College Station	4	593	3	421	1	60	4	4	1,074	268.500
HIST 232	Hist American Seapower	Galveston	2	74	3	62			3	3	136	45.333
HIST 258	American Indian History	College Station	1	144	1	134			1	1	278	278.000
HIST 280	Historian's Craft	College Station	7	96	6	102			7	7	198	28.286
HIST 285	Directed Studies	College Station	1	6					1	1	6	6.000
HIST 289	Special Topics in	College Station	1	2	1	4			1	1	6	6.000
HIST 300	Blacks in US 1607-1877	College Station			1	37			1	1	37	37.000
HIST 301	Blacks in US Since 1877	College Station	1	38	1	34			1	1	72	72.000
HIST 304	Southwest Borderlands	College Station	1	41					1	1	41	41.000
HIST 305	Chicana/O Hist Since 1848	College Station			1	38			1	1	38	38.000
HIST 307	Latinx History	College Station			1	41	1	13	1	1	54	54.000
HIST 308	American Indian US South	College Station			1	44			1	1	44	44.000
HIST 319	Immigration and Ethnic	College Station	1	28	1	22			1	1	50	50.000
HIST 320	Hist of Atlantic World	College Station	1	40					1	1	40	40.000
HIST 322	Hist of Iberian World	College Station					1	13	1	1	13	13.000
HIST 336	Europe Since 1919	College Station					1	10	1	1	10	10.000
HIST 341	Latin Amer to 1810	College Station			1	31			1	1	31	31.000
HIST 343	Inter-American Relations	College Station	1	41					1	1	41	41.000
HIST 347	Rise of Islam 600-1258	College Station			1	13			1	1	13	13.000
HIST 349	Vietnam War/American War	College Station	1	42					1	1	42	42.000
HIST 352	Modern East Asia	College Station			1	25			1	1	25	25.000

**History of Courses Taught
2018-19**

**Course Inventory College Liberal Arts
Course Department HIST**



			Fall 2018		Spring 2019		Summer 2019		Total Sections	TSecs	Total Enrollment	Average Enrollment
			Sections	Enrollment	Sections	Enrollment	Sections	Enrollment				
HIST 353	Modern South Asia	College Station			1	23			1	1	23	23.000
HIST 356	20th Century Japan	College Station	1	40					1	1	40	40.000
HIST 357	Out of Africa Diaspora	College Station			1	15			1	1	15	15.000
HIST 363	His of Science in Amer	College Station	1	44	1	44			1	1	88	88.000
HIST 365	Religion Early America	College Station	1	32					1	1	32	32.000
HIST 367	Colonization of N Amer	College Station	1	39					1	1	39	39.000
HIST 368	Brth of Repb 1763-1820	College Station			1	45			1	1	45	45.000
HIST 369	The U S 1820-1860	College Station	1	45	1	44			1	1	89	89.000
HIST 373	Depression-World War II	College Station	1	41					1	1	41	41.000
		Galveston			1	19			1	1	19	19.000
HIST 374	U S After World War II	Galveston	1	8					1	1	8	8.000
		College Station			1	20			1	1	20	20.000
HIST 376	Great Scientists History	College Station	1	33					1	1	33	33.000
HIST 402	Germany Since 1815	College Station	1	43					1	1	43	43.000
HIST 404	Post 1945 Germanies	College Station			1	43			1	1	43	43.000
HIST 407	Hist France Since 1815	College Station			1	38			1	1	38	38.000
HIST 410	Russian History to 1801	College Station			1	41			1	1	41	41.000
HIST 411	Russia 1801-1917	College Station	1	40					1	1	40	40.000
HIST 412	Soviet Union 1917 - 1991	College Station	1	38					1	1	38	38.000
HIST 420	Intell Hist 1700-1900	College Station	1	14					1	1	14	14.000
HIST 426	The Ancient Greeks	College Station			1	24			1	1	24	24.000
HIST 427	The Roman Republic	College Station	1	28					1	1	28	28.000
HIST 435	16th Century Britain	College Station			1	40			1	1	40	40.000
HIST 438	19th Century Britain	College Station	1	43					1	1	43	43.000
HIST 439	20th Century Britain	College Station			1	31			1	1	31	31.000
HIST 441	Mex Hist 1821-Present	College Station	1	32					1	1	32	32.000
HIST 442	World War II	College Station			1	44			1	1	44	44.000
HIST 443	Amer Mili Hist to 1901	College Station	1	31					1	1	31	31.000
HIST 459	Amer Society & Culture	College Station	1	17					1	1	17	17.000
HIST 460	Amer Society & Culture	College Station			1	24			1	1	24	24.000
HIST 462	Amer Foreign Relations to 1913	College Station	1	29	1	30			1	1	59	59.000
HIST 463	Amer for Relations Since 1913	College Station	1	40	1	39			1	1	79	79.000
HIST 464	Int Dev Since 1918	College Station			1	22			1	1	22	22.000
HIST 469	Hist Protest & Violence	College			1	17			1	1	17	17.000

* College and Department are as defined in the Approved Course Inventory posted at <http://dars.tamu.edu/Data-and-Reports/Course#approved>
Prepared by Data and Research Services
Texas A&M University


**History of Courses Taught
2018-19**

**Course Inventory College Liberal Arts
Course Department HIST**




			Fall 2018		Spring 2019		Summer 2019		Total Sections	TSecs	Total Enrollment	Average Enrollment
			Sections	Enrollment	Sections	Enrollment	Sections	Enrollment				
		Station										
HIST 473	Womens History Modern US	College Station			1	29			1	1	29	29.000
HIST 474	Tpes Hist Ethnic Conflict	College Station			1	15			1	1	15	15.000
HIST 476	Sex & Sexuality in Hist	College Station			1	34			1	1	34	34.000
HIST 481	Seminar in History	College Station	6	57	6	86			6	6	143	23.833
HIST 485	Directed Studies	College Station			4	5	2	2	4	4	7	1.750
		Galveston	1	1					1	1	1	1.000
HIST 613	Reading Seminar U.S. in World	College Station			1	5			1	1	5	5.000
HIST 614	Research US in World	College Station	1	5					1	1	5	5.000
HIST 628	Historiography	College Station	1	10					1	1	10	10.000
HIST 629	Research Methods	College Station			1	10			1	1	10	10.000
HIST 631	Rdg Sem in U S Hist	College Station	1	10					1	1	10	10.000
HIST 632	Rdg Sem in U S Hist	College Station			1	10			1	1	10	10.000
HIST 645	Res War and Society	College Station			1	6			1	1	6	6.000
HIST 646	Rdg War and Society	College Station	1	12					1	1	12	12.000
HIST 674	Rdg Chicano-Latino Hist	College Station			1	6			1	1	6	6.000
HIST 679	Res Sw Border	College Station	1	9					1	1	9	9.000
HIST 685	Directed Studies	College Station	5	6	4	4	1	1	5	5	11	2.200
HIST 691	Research	College Station	22	40	21	37	6	6	22	22	83	3.773
Department Total			124	6,357	120	5,193	18	296	158	158	11,846	

**History of Courses Taught Course Inventory College Liberal Arts
2018-19 Course Department INTS**




			Fall 2018		Spring 2019		Summer 2019		Total Sections	TSecs	Total Enrollment	Average Enrollment
			Sections	Enrollment	Sections	Enrollment	Sections	Enrollment				
ARAB 101	Beginning Arabic I	College Station	3	65					3	3	65	21.667
ARAB 102	Beginning Arabic II	College Station			3	57			3	3	57	19.000
ARAB 201	Intermediate Arabic I	College Station	3	48			1	6	3	3	54	18.000
ARAB 202	Intermediate Arabic II	College Station			2	45	1	6	2	2	51	25.500
ARAB 321	Business Arabic	College Station	1	14			1	20	1	1	34	34.000
ARAB 323	Media Arabic	College Station			1	13	1	20	1	1	33	33.000
ARAB 485	Directed Studies	College Station					2	52	2	2	52	26.000
ARAB 491	Research	College Station	1	5	1	2			1	1	7	7.000
ASIA 349	Vietnam/American War	College Station	1	4					1	1	4	4.000
ASIA 352	Modern East Asia	College Station			1	4			1	1	4	4.000
ASIA 356	Twentieth Century Japan	College Station	1	7					1	1	7	7.000
CHIN 101	Beginning Chinese I	College Station	2	57					2	2	57	28.500
CHIN 102	Beginning Chinese II	College Station			2	48			2	2	48	24.000
CHIN 201	Intermediate Chinese I	College Station	2	24					2	2	24	12.000
CHIN 202	Intermediate Chinese II	College Station			1	20			1	1	20	20.000
CHIN 301	Reading & Composition	College Station	1	11					1	1	11	11.000
CHIN 302	Reading & Composition II	College Station			1	10			1	1	10	10.000
CHIN 491	Research	College Station			1	6			1	1	6	6.000
CLAS 101	Begin Clas Greek I	College Station	1	20					1	1	20	20.000
CLAS 102	Begin Clas Greek II	College Station			1	10			1	1	10	10.000
CLAS 121	Beginning Latin I	College Station	2	43	1	13			2	2	56	28.000
CLAS 122	Beginning Latin II	College Station	1	13	1	28			1	1	41	41.000
CLAS 211	Intermediate Greek	College Station	1	6					1	1	6	6.000
CLAS 220	Hist of Christianity	College Station	1	47					1	1	47	47.000
CLAS 221	Intermediate Latin	College Station	1	24	1	13			1	1	37	37.000
CLAS 251	Classical Mythology	College Station	1	109					1	1	109	109.000
CLAS 261	Great Books Classical Tradtn	College Station			1	26			1	1	26	26.000
CLAS 262	Great Books Christ Ant Ltn Mid	College Station	1	26					1	1	26	26.000
CLAS 285	Directed Studies	College Station	1	1					1	1	1	1.000
CLAS 311	Adv Greek New Testament	College Station			1	7			1	1	7	7.000
CLAS 321	Adv Latin Prose	College Station	1	19					1	1	19	19.000
CLAS 322	Adv Latin Poetry	College Station			1	24			1	1	24	24.000
CLAS 353	Archaeology Ancnt Greece	College Station	1	13					1	1	13	13.000

**History of Courses Taught Course Inventory College Liberal Arts
2018-19 Course Department INTS**



			Fall 2018		Spring 2019		Summer 2019		Total Sections	TSecs	Total Enrollment	Average Enrollment
			Sections	Enrollment	Sections	Enrollment	Sections	Enrollment				
CLAS 354	Archaeology Ancnt Italy	College Station			1	15			1	1	15	15.000
CLAS 371	Homer & Trojan War	Galveston			1	37			1	1	37	37.000
CLAS 426	The Ancient Greeks	College Station			1	16			1	1	16	16.000
CLAS 427	The Roman Republic	College Station	1	12					1	1	12	12.000
CLAS 491	Research	College Station	1	1	1	3			1	1	4	4.000
EURO 441	Russian Novel I	College Station			1	5			1	1	5	5.000
EURO 444	Russian Drama	College Station	1	1					1	1	1	1.000
FREN 101	Beginning French I	College Station	5	102	2	56			2	2	158	79.000
FREN 102	Beginning French II	College Station	2	45	4	72			2	2	117	58.500
FREN 201	Intermediate French I	College Station	4	74	2	49			4	4	123	30.750
FREN 202	Intermediate French II	College Station	2	27	4	64			4	4	91	22.750
FREN 300	Written Comm in Fren Sp World	College Station	1	12	1	15			1	1	27	27.000
FREN 301	Fren Society and Culture	College Station	2	12					2	2	12	6.000
FREN 311	Oral Comm in French Sp World	College Station	1	25	1	9			1	1	34	34.000
FREN 321	French Literature I	College Station	1	13					1	1	13	13.000
FREN 322	French Literature II	College Station			1	14			1	1	14	14.000
FREN 336	Pol Cul Society Contemp France	College Station			1	11			1	1	11	11.000
FREN 425	French Film	College Station			1	22			1	1	22	22.000
FREN 481	Seminar French Francophone	College Station	2	16					2	2	16	8.000
GERM 101	Beginning German I	College Station	3	54	1	30			3	3	84	28.000
GERM 102	Beginning German II	College Station	1	20	2	41			1	1	61	61.000
GERM 201	Intermediate German I	College Station	2	45	1	18			2	2	63	31.500
GERM 202	Intermediate German II	College Station	1	25	2	43			1	1	68	68.000
GERM 221	Field Studies I	College Station					1	7	1	1	7	7.000
GERM 222	Field Studies II	College Station					1	8	1	1	8	8.000
GERM 310	Composition	College Station	1	18					1	1	18	18.000
GERM 311	Conversation	College Station			1	18			1	1	18	18.000
GERM 315	German Short Fiction	College Station			1	13			1	1	13	13.000
GERM 321	Germ Cult & Civil I	College Station					1	7	1	1	7	7.000
GERM 322	Germ Cult & Civil II	College Station					1	8	1	1	8	8.000
GERM 333	Contemporary Germany	College Station	1	9					1	1	9	9.000
GERM 435	German Film	College Station	1	21					1	1	21	21.000
GERM 441	Representations of Holocaust	College Station			1	22			1	1	22	22.000


**History of Courses Taught Course Inventory College Liberal Arts
2018-19 Course Department INTS**



			Fall 2018		Spring 2019		Summer 2019		Total Sections	TSecs	Total Enrollment	Average Enrollment
			Sections	Enrollment	Sections	Enrollment	Sections	Enrollment				
INTS 201	Intro to Ints	College Station	6	117	6	92			6	6	209	34.833
INTS 205	Current Issues Intl Stud	College Station	2	309	2	234			2	2	543	271.500
INTS 211	Foundations Cultural Studies	College Station	1	22	1	24			1	1	46	46.000
INTS 215	Global Cinema	College Station	1	16	2	43			2	2	59	29.500
INTS 251	Contemp Issues Mid East	College Station	1	32	1	33			1	1	65	65.000
INTS 285	Directed Studies	College Station	1	21	2	29			1	1	50	50.000
INTS 301	Theories of Globalization	College Station	2	38					2	2	38	19.000
INTS 321	Political Islam & Jihad	College Station	1	11	1	9			1	1	20	20.000
INTS 401	Urbanism & Modernism	College Station			2	64			2	2	64	32.000
INTS 403	Nations & Nationalisms	College Station	2	73					2	2	73	36.500
INTS 405	War and Memory	College Station	1	24	1	46			1	1	70	70.000
INTS 407	Diversity Globaliz World	College Station	1	41	2	43			1	1	84	84.000
INTS 409	Culture Neolib Globalism	College Station			1	14			1	1	14	14.000
INTS 410	Gender and the Global Modern	College Station	2	50	1	25			2	2	75	37.500
INTS 481	Seminar	College Station	5	113	4	88			5	5	201	40.200
INTS 484	Internship	College Station	2	3	2	5	5	36	2	2	44	22.000
INTS 489	Special Topics in	College Station			1	29			1	1	29	29.000
INTS 491	Research	College Station			3	3			3	3	3	1.000
INTS 497	Independent Honors Study	College Station	1	1	2	3			1	1	4	4.000
ITAL 101	Beginning Italian I	College Station	2	39					2	2	39	19.500
ITAL 102	Beginning Italian II	College Station			2	30			2	2	30	15.000
ITAL 201	Intermed Italian I	College Station	1	24					1	1	24	24.000
ITAL 202	Intermed Italian II	College Station			1	18			1	1	18	18.000
ITAL 303	Comp and Conversation	College Station			1	6			1	1	6	6.000
ITAL 451	Intro Italian Culture	College Station			1	13			1	1	13	13.000
ITAL 452	Women Gender Italy	College Station	1	12					1	1	12	12.000
ITAL 485	Directed Studies	College Station			1	2			1	1	2	2.000
JAPN 101	Beginning Japanese I	College Station	3	90					3	3	90	30.000
JAPN 102	Beginning Japanese II	College Station			3	78			3	3	78	26.000
JAPN 201	Intermediate Japanese I	College Station	2	40			1	8	2	2	48	24.000
JAPN 202	Intermediate Japanese II	College Station			2	35	1	8	1	1	43	43.000
JAPN 301	Upper Level Japanese I	College Station	1	30			1	11	1	1	41	41.000
JAPN 302	Upper Level Japanese II	College Station			1	26	1	12	1	1	38	38.000


* College and Department are as defined in the Approved Course Inventory posted at <http://dars.tamu.edu/Data-and-Reports/Course#approved>
Prepared by Data and Research Services
Texas A&M University

History of Courses Taught **Course Inventory College Liberal Arts**
2018-19 **Course Department INTS**



			Fall 2018		Spring 2019		Summer 2019		Total Sections	TSecs	Total Enrollment	Average Enrollment
			Sections	Enrollment	Sections	Enrollment	Sections	Enrollment				
JAPN 325	Japn Lang and Culture Manga	College Station					1	23	1	1	23	23.000
JAPN 485	Directed Studies	College Station	1	1			2	4	1	1	5	5.000
JAPN 491	Research	College Station	2	12	3	7	1	6	2	2	25	12.500
MODL 221	World Literature	College Station	1	10	1	5			1	1	15	15.000
MODL 222	World Literature	College Station			2	4			2	2	4	2.000
RUSS 101	Beginning Russian I	College Station	3	73					3	3	73	24.333
RUSS 102	Beginning Russian II	College Station			3	64			3	3	64	21.333
RUSS 201	Intermediate Russ I	College Station	2	51					2	2	51	25.500
RUSS 202	Intermediate Russ II	College Station			2	51			2	2	51	25.500
RUSS 211	Russ Conversation	College Station	1	25					1	1	25	25.000
RUSS 221	Field Studies I	College Station					1	1	1	1	1	1.000
RUSS 222	Field Studies II	College Station					1	1	1	1	1	1.000
RUSS 301	Adv Grammar & Comp I	College Station	1	19					1	1	19	19.000
RUSS 302	Adv Grammar & Comp II	College Station			1	11			1	1	11	11.000
RUSS 441	Russian Novel I	College Station			1	22			1	1	22	22.000
RUSS 444	Russian Drama	College Station	1	17					1	1	17	17.000
RUSS 446	Russian Art Culture I	College Station			1	21			1	1	21	21.000
RUSS 447	Russian Art Culture II	College Station	2	22					2	2	22	11.000
RUSS 485	Directed Studies	College Station					3	28	3	3	28	9.333
Department Total			113	2,424	111	2,076	28	272	179	179	4,772	

History of Courses Taught Course Inventory College Liberal Arts 2018-19 Course Department PBSI



			Fall 2018		Spring 2019		Summer 2019		Total Sections	TSecs	Total Enrollment	Average Enrollment
			Sections	Enrollment	Sections	Enrollment	Sections	Enrollment				
NRSC 601	Princ Neuro I	College Station	1	10					1	1	10	10.000
NRSC 602	Princ Neuro II	College Station			1	13			1	1	13	13.000
NRSC 603	Neuroanatomy	College Station	1	7					1	1	7	7.000
NRSC 606	Learning	College Station	1	6					1	1	6	6.000
NRSC 609	Physio Psychology	College Station			1	3			1	1	3	3.000
NRSC 633	Neuropsychopharmacology	College Station	1	6					1	1	6	6.000
NRSC 644	Neural Development	College Station			1	3			1	1	3	3.000
NRSC 681	Seminar	College Station	1	33	1	33			1	1	66	66.000
NRSC 685	Directed Studies	College Station	1	3	2	2	1	1	1	1	6	6.000
NRSC 689	Special Topics	College Station			1	1			1	1	1	1.000
NRSC 691	Research	College Station	17	28	18	33	21	32	17	17	93	5.471
PSYC 107	Intro to Psychology	Galveston	2	78	2	62			2	2	140	70.000
		College Station	19	2,530	10	1,310	3	123	19	19	3,963	208.579
PSYC 209	Psyc Culture & Diversity	College Station	1	91					1	1	91	91.000
PSYC 210	Psyc Human Sexuality	College Station	1	117	1	94			1	1	211	211.000
PSYC 300	Psychology of Women	College Station	2	360	2	230			2	2	590	295.000
PSYC 301	Elmtry Stat Psyc	College Station	13	283	14	303	2	47	14	14	633	45.214
PSYC 302	Research Methods Psyc	College Station	14	287	14	271	2	85	14	14	643	45.929
PSYC 304	Psyc of Sport	College Station	1	109	1	110			1	1	219	219.000
PSYC 305	Psychology of Adjustment	College Station	2	244	1	214			1	1	458	458.000
PSYC 306	Abnormal Psychology	College Station	2	332	3	498	2	47	2	2	877	438.500
PSYC 307	Developmntl Psychology	College Station	3	515	3	509	2	175	3	3	1,199	399.667
PSYC 311	Psychology of Animal Behavior	College Station	1	184	1	190			1	1	374	374.000
PSYC 315	Social Psychology	College Station	3	235	2	226	1	35	3	3	496	165.333
PSYC 319	Hist & Syst of Psychol	College Station					1	22	1	1	22	22.000
PSYC 320	Sensation-Perception	College Station	2	195	1	97	1	44	2	2	336	168.000
PSYC 323	Psyc of Adolescence	College Station	1	38	1	212			1	1	250	250.000
PSYC 330	Personality	College Station	1	102	1	114			1	1	216	216.000
PSYC 332	Neurosci Learn Memory	College Station	1	8	1	6			1	1	14	14.000
PSYC 333	Bio of Psych Disorders	College Station	1	18					1	1	18	18.000
PSYC 335	Physiological Psych	College Station	2	184	1	188			2	2	372	186.000
PSYC 336	Drugs & Behavior	College Station	1	27	1	22			1	1	49	49.000
PSYC 340	Psyc of Learning	College Station	1	71	1	81	1	188	1	1	340	340.000

**History of Courses Taught
2018-19**

**Course Inventory College Liberal Arts
Course Department PBSI**



			Fall 2018		Spring 2019		Summer 2019		Total Sections	TSecs	Total Enrollment	Average Enrollment
			Sections	Enrollment	Sections	Enrollment	Sections	Enrollment				
PSYC 345	Human Cognitive Proc	College Station	1	38	2	180			1	1	218	218.000
PSYC 346	Psychology of Language	College Station	1	33	1	8			1	1	41	41.000
PSYC 350	Cognitive Neuroscience	College Station	1	32	1	48			1	1	80	80.000
PSYC 352	Organizational Psyc	College Station	1	54					1	1	54	54.000
PSYC 353	Personnel Psychology	College Station			1	33			1	1	33	33.000
PSYC 354	Conflict & Negotiation	College Station	1	30					1	1	30	30.000
PSYC 360	Hlth Psyc & Behav Med	College Station	2	48	1	93			2	2	141	70.500
PSYC 365	Psychology of Aging	College Station			1	40			1	1	40	40.000
PSYC 371	Forensic Psychology	College Station	1	69	1	64			1	1	133	133.000
PSYC 414	Behavior Principles	College Station			1	113			1	1	113	113.000
PSYC 440	Hormones and Behavior	College Station			1	15			1	1	15	15.000
PSYC 470	Psych Testing & Measurement	College Station			1	11			1	1	11	11.000
PSYC 484	Field Experiences	College Station	3	27	3	12	3	4	3	3	43	14.333
PSYC 485	Directed Studies	College Station	33	138	33	143	22	39	33	33	320	9.697
PSYC 489	Special Topics in	College Station	3	53	6	136			3	3	189	63.000
PSYC 491	Research	College Station	19	37	19	29	3	5	19	19	71	3.737
PSYC 603	Motivation & Cog Proc	College Station	1	9					1	1	9	9.000
PSYC 606	Learning	College Station	1	8					1	1	8	8.000
PSYC 607	Experimental Psych	College Station	1	30					1	1	30	30.000
PSYC 608	Intro Clin Ethics&Tehnqs	College Station			1	4			1	1	4	4.000
PSYC 609	Physio Psychology	College Station			1	6			1	1	6	6.000
PSYC 610	Organizational Psyc	College Station	1	16					1	1	16	16.000
PSYC 611	Personnel Psychology	College Station	1	16					1	1	16	16.000
PSYC 613	Practicum Psyc Assessmnt	College Station	1	6	1	5	2	11	1	1	22	22.000
PSYC 614	Practicum in Psycholgy	College Station	3	15	3	16	1	11	3	3	42	14.000
PSYC 620	Theories of Social Psy	College Station	1	13	1	12			1	1	25	25.000
PSYC 621	Seminar in Social Psy	College Station	1	14	1	12			1	1	26	26.000
PSYC 623	Psyc Assessment I	College Station	1	4					1	1	4	4.000
PSYC 624	Psyc Assessment II	College Station			1	8			1	1	8	8.000
PSYC 626	Psychopathology	College Station			1	6			1	1	6	6.000
PSYC 627	Psyc Assmnt Chld & Adol	College Station	1	6					1	1	6	6.000
PSYC 637	Clinical Intrventions I	College Station	1	4					1	1	4	4.000
PSYC 638	Clinical Intrventions II	College Station	1	8					1	1	8	8.000

* College and Department are as defined in the Approved Course Inventory posted at <http://dars.tamu.edu/Data-and-Reports/Course#approved>
Prepared by Data and Research Services
Texas A&M University


**History of Courses Taught
2018-19**

**Course Inventory College Liberal Arts
Course Department PBSI**



			Fall 2018		Spring 2019		Summer 2019		Total Sections	TSecs	Total Enrollment	Average Enrollment
			Sections	Enrollment	Sections	Enrollment	Sections	Enrollment				
PSYC 650	Clinical Psychopharm	College Station	1	9					1	1	9	9.000
PSYC 670	Prof Sem Social Psych	College Station	1	11	1	11			1	1	22	22.000
PSYC 671	Exp Design Behav Scien	College Station			1	20			1	1	20	20.000
PSYC 680	Seminar in Org Psych	College Station	1	7	1	13			1	1	20	20.000
PSYC 682	Sem in Per Sel/Place	College Station			1	10			1	1	10	10.000
PSYC 684	Profess Internship	College Station			1	1	7	15	1	1	16	16.000
PSYC 685	Directed Studies	College Station	18	23	16	20	20	23	16	16	66	4.125
PSYC 689	Special Topics in	College Station	2	22	7	61			2	2	83	41.500
PSYC 690	Cognoscenti Prof Issues	College Station	1	3					1	1	3	3.000
PSYC 691	Research	College Station	27	61	30	54	43	67	43	43	182	4.233
PSYC 697	Sem Teaching of Psych	College Station	1	5					1	1	5	5.000
Department Total			230	6,950	226	6,009	138	974	261	261	13,933	


**History of Courses Taught Course Inventory College Liberal Arts
2018-19 Course Department PHUM**



			Fall 2018		Spring 2019		Summer 2019		Total Sections	TSecs	Total Enrollment	Average Enrollment
			Sections	Enrollment	Sections	Enrollment	Sections	Enrollment				
PHIL 111	Contemp Moral Issues	College Station	5	276	4	416	3	56	5	5	748	149.600
		Galveston			1	14			1	1	14	14.000
PHIL 205	Tech & Human Values	College Station	1	24					1	1	24	24.000
PHIL 208	Phil of Education	College Station	1	20					1	1	20	20.000
PHIL 240	Introduction to Logic	College Station	12	454	11	373	2	74	12	12	901	75.083
		Galveston	1	24					1	1	24	24.000
PHIL 251	Intro to Philosophy	Galveston	1	26			1	8	1	1	34	34.000
		College Station	6	238	9	313	1	15	6	6	566	94.333
PHIL 252	Intro Hip Hop Philosophy	College Station	1	10					1	1	10	10.000
PHIL 283	Latin-American Phil	College Station			1	23			1	1	23	23.000
PHIL 289	Special Topics in	College Station	1	30					1	1	30	30.000
PHIL 305	Phil of Nat Science	College Station	1	25					1	1	25	25.000
PHIL 307	Phil of Social Science	College Station			1	25			1	1	25	25.000
PHIL 314	Environmental Ethics	College Station	2	64	2	45			2	2	109	54.500
PHIL 315	Military Ethics	College Station	1	46	1	45			1	1	91	91.000
PHIL 330	Philosophy of Art	College Station	1	28	1	64			1	1	92	92.000
PHIL 331	Philosophy of Religion	College Station	1	36					1	1	36	36.000
PHIL 332	Social & Pol Phil	College Station	1	25	1	46			1	1	71	71.000
PHIL 334	Philosophy of Law	College Station	1	53					1	1	53	53.000
PHIL 341	Symbolic Logic	College Station			1	22			1	1	22	22.000
PHIL 351	Theory of Knowledge	College Station	1	24					1	1	24	24.000
PHIL 352	Africana Philosophy	College Station			1	16			1	1	16	16.000
PHIL 353	Radcl Black Philosophies	College Station			1	8			1	1	8	8.000
PHIL 376	Philosophy Film & Evil	College Station	1	32					1	1	32	32.000
PHIL 381	Ethical Theory	College Station	1	20	1	24			1	1	44	44.000
PHIL 382	Ethics & Cybertechnology	College Station			1	26			1	1	26	26.000
PHIL 410	Classical Philosophy	College Station	1	22	1	25			1	1	47	47.000
PHIL 412	Seventeenth - Cent Phil	College Station	1	22					1	1	22	22.000
PHIL 413	Eighteenth - Cent Phil	College Station			1	28			1	1	28	28.000
PHIL 414	19th Century Philosophy	College Station	1	24					1	1	24	24.000
PHIL 415	American Philosophy	College Station			1	42			1	1	42	42.000
PHIL 416	Recent Brit Amer Phil	College Station	1	13					1	1	13	13.000
PHIL 419	Currrnt Continentl Phil	College Station	1	18					1	1	18	18.000
PHIL 424	Phil of Language	College Station			1	26			1	1	26	26.000

* College and Department are as defined in the Approved Course Inventory posted at <http://dars.tamu.edu/Data-and-Reports/Course#approved>
Prepared by Data and Research Services
Texas A&M University

History of Courses Taught **Course Inventory College Liberal Arts**
2018-19 **Course Department PHUM**



			Fall 2018		Spring 2019		Summer 2019		Total Sections	TSecs	Total Enrollment	Average Enrollment
			Sections	Enrollment	Sections	Enrollment	Sections	Enrollment				
PHIL 464	Mod Jewish Thought & Phil	College Station	1	11					1	1	11	11.000
PHIL 482	Ethics and Engineering	College Station	40	496	48	613			40	40	1,109	27.725
PHIL 484	Professional Internship	College Station	1	2	1	4	3	9	1	1	15	15.000
PHIL 485	Directed Studies	College Station	3	6	5	8	1	4	3	3	18	6.000
PHIL 489	Special Topics in	Galveston			1	5			1	1	5	5.000
		College Station			1	12			1	1	12	12.000
PHIL 491	Research	College Station	2	2	3	3	1	1	2	2	6	3.000
PHIL 616	Modern Philosophy	College Station	1	9	1	9			1	1	18	18.000
PHIL 620	Contemporary Philos	College Station	1	8					1	1	8	8.000
PHIL 624	Latin American Phil	College Station	1	12					1	1	12	12.000
PHIL 641	Mathematical Logic I	College Station			1	16			1	1	16	16.000
PHIL 645	Philosophy of Science	College Station	1	6					1	1	6	6.000
PHIL 682	Philosophical Authors	College Station			2	14			2	2	14	7.000
PHIL 684	Professional Intrnship	College Station	1	1	1	1			1	1	2	2.000
PHIL 685	Directed Studies	College Station	7	9	5	6	2	2	2	2	17	8.500
PHIL 691	Research	College Station	10	12	7	9	4	5	10	10	26	2.600
Department Total			114	2,128	117	2,281	18	174	124	124	4,583	

**History of Courses Taught Course Inventory College Liberal Arts
2018-19 Course Department POLS**



			Fall 2018		Spring 2019		Summer 2019		Total Sections	TSecs	Total Enrollment	Average Enrollment
			Sections	Enrollment	Sections	Enrollment	Sections	Enrollment				
POLS 200	Foundations of Pols	College Station	8	197					8	8	197	24.625
POLS 203	Intr to Political Theory	College Station	3	132	2	96			3	3	228	76.000
POLS 206	Amer Natnl Govt	Qatar	2	60	2	54	1	27	2	2	141	70.500
		Galveston	4	230	4	143	3	42	4	4	415	103.750
		College Station	10	2,177	6	1,552	2	229	10	10	3,958	395.800
POLS 207	State & Local Govt	Galveston	2	206	4	274	2	44	2	2	524	262.000
		College Station	13	3,554	13	3,687	2	373	13	13	7,614	585.692
		Qatar	2	48	2	80	1	11	2	2	139	69.500
POLS 209	Intro to Pols Res Meth	College Station	6	146	6	150			6	6	296	49.333
POLS 229	Comparative Politics	College Station	2	257					2	2	257	128.500
POLS 231	Intro World Politics	College Station	1	287	1	287			1	1	574	574.000
		Galveston	2	19					2	2	19	9.500
POLS 233	Politics and Policy in the US	College Station			1	294			1	1	294	294.000
POLS 285	Directed Studies	College Station	1	135					1	1	135	135.000
POLS 302	Mass Media & Politics	College Station	1	35					1	1	35	35.000
POLS 306	Cont Pol Prob & Issues	College Station	2	58	2	72	5	93	5	5	223	44.600
POLS 308	Game Theoretic Methods in Pols	College Station	2	67	1	36			2	2	103	51.500
POLS 309	Polimetrics	College Station	4	88	4	71			4	4	159	39.750
POLS 315	Political Parties	College Station	1	36	2	71			1	1	107	107.000
POLS 317	Women in Politics	College Station	1	31					1	1	31	31.000
POLS 319	American Presidency	College Station	1	24					1	1	24	24.000
POLS 320	Race and Politics in US	College Station	2	69	2	71	1	22	2	2	162	81.000
POLS 322	W European Govt & Pol	College Station	1	70					1	1	70	70.000
POLS 323	Pol Sys of Latin Amer	College Station	2	63	1	21			1	1	84	84.000
POLS 324	Pol of Global Inequality	College Station	1	36	1	36			1	1	72	72.000
POLS 326	Govt Polit Eastern Europ	College Station			1	36			1	1	36	36.000
POLS 327	Congressional Politics	College Station	1	33					1	1	33	33.000
POLS 328	Globalization & Democracy	College Station	1	29					1	1	29	29.000
POLS 335	International Conflict	College Station	1	36					1	1	36	36.000
POLS 338	Govt&Pols Frmr Sovt Un	College Station	2	66	1	36	1	29	2	2	131	65.500
POLS 340	Intro to Public Admn	College Station	1	36	1	36			1	1	72	72.000
		Galveston			1	6			1	1	6	6.000
POLS 347	Pol of Energy & Envr	Galveston	1	28					1	1	28	28.000
POLS 350	Mod Political Thought	College Station			1	21			1	1	21	21.000
POLS 353	Const Rts & Liberties	College Station	1	36	1	36			1	1	72	72.000
POLS 359	Amer Political Thought	College	1	33	1	35			1	1	68	68.000

History of Courses Taught Course Inventory College Liberal Arts
2018-19 Course Department POLS



			Fall 2018		Spring 2019		Summer 2019		Total Sections	TSecs	Total Enrollment	Average Enrollment
			Sections	Enrollment	Sections	Enrollment	Sections	Enrollment				
		Station										
POLS 362	Lat American Pol Thought	College Station	1	17	1	35			1	1	52	52.000
POLS 367	Women in Govt in Compar	College Station	2	46	2	60			2	2	106	53.000
POLS 412	Intl Political Economy	College Station	2	37	1	20	1	28	2	2	85	42.500
POLS 413	Amer Foreign Policy	College Station	1	20					1	1	20	20.000
POLS 415	Cntp Iss Amer for Ply	College Station	1	35					1	1	35	35.000
POLS 424	Comp Govt Institutions	College Station	1	35					1	1	35	35.000
POLS 429	Issues in World Poltes	College Station	1	32	1	35			1	1	67	67.000
POLS 432	Politics of Europ Union	College Station	1	70	1	70			1	1	140	140.000
POLS 439	For Pol Decision Making	College Station			2	40			2	2	40	20.000
POLS 447	Natl Security Policy	College Station			1	48			1	1	48	48.000
POLS 454	Contem Political Ideas	College Station	1	18					1	1	18	18.000
POLS 455	Traditions of Pol Theory	College Station			1	35			1	1	35	35.000
POLS 462	Women & the Law	College Station			2	64			2	2	64	32.000
POLS 475	Govt & the Economy	College Station	1	24					1	1	24	24.000
POLS 481	Research Seminar	College Station	1	6					1	1	6	6.000
POLS 484	Internship	College Station	2	8	2	15	6	24	2	2	47	23.500
POLS 485	Directed Studies	College Station	5	95	7	82	2	2	5	5	179	35.800
POLS 489	Special Topics in	College Station			1	33			1	1	33	33.000
POLS 491	Research	College Station	2	2	5	7			5	5	9	1.800
POLS 601	Compnts of Pltel Inqry	College Station	1	10					1	1	10	10.000
POLS 602	Quant Politicl Anly	College Station	1	10					1	1	10	10.000
POLS 603	Quant Pol Analy II	College Station			1	10			1	1	10	10.000
POLS 604	Concept Thry Pol Anly	College Station			1	10			1	1	10	10.000
POLS 606	Adv Pols Rsch Mthds	College Station	1	10					1	1	10	10.000
POLS 607	Adv Research Mehods II	College Station			1	6			1	1	6	6.000
POLS 611	Seminar Political Behavior	College Station	1	11					1	1	11	11.000
POLS 612	Seminar Political Institutions	College Station			1	10			1	1	10	10.000
POLS 620	Comp Political Systems	College Station	1	13					1	1	13	13.000
POLS 621	Thry & Method in Cmp Pol	College Station			1	13			1	1	13	13.000
POLS 623	Sem Crossnational Top	College Station	1	1					1	1	1	1.000
POLS 630	International Politics	College Station	1	7					1	1	7	7.000
POLS 631	Conflict Studies	College Station			1	6			1	1	6	6.000


**History of Courses Taught
2018-19**

**Course Inventory College Liberal Arts
Course Department POLS**



			Fall 2018		Spring 2019		Summer 2019		Total Sections	TSecs	Total Enrollment	Average Enrollment
			Sections	Enrollment	Sections	Enrollment	Sections	Enrollment				
POLS 642	Seminar in Public Policy	College Station	1	6					1	1	6	6.000
POLS 654	Sem Thry Pol Legitimcy	College Station			1	6			1	1	6	6.000
POLS 660	Politics Race/Ethnicity	College Station			1	8			1	1	8	8.000
POLS 670	Am Political Instituts	College Station	1	5					1	1	5	5.000
POLS 671	American Pol Behavior	College Station			1	6			1	1	6	6.000
POLS 681	Seminar	College Station			1	11			1	1	11	11.000
POLS 685	Directed Studies	College Station	6	16	4	5	2	2	6	6	23	3.833
POLS 691	Research	College Station	13	22	16	25	3	3	13	13	50	3.846
Department Total			133	8,878	118	7,861	32	929	159	159	17,668	


History of Courses Taught Course Inventory College Liberal Arts 2018-19 Course Department PRFM



			Fall 2018		Spring 2019		Summer 2019		Total Sections	TSecs	Total Enrollment	Average Enrollment
			Sections	Enrollment	Sections	Enrollment	Sections	Enrollment				
MUSC 102	Fundamentals of Music	College Station			1	36			1	1	36	36.000
MUSC 201	Mus & Human Experience	College Station	2	549	1	311	1	11	2	2	871	435.500
		Qatar					1	21	1	1	21	21.000
MUSC 204	Music Theory I	College Station	1	28					1	1	28	28.000
MUSC 211	Collab Musicianship	College Station			1	17			1	1	17	17.000
MUSC 221	Guitar Heroes	College Station			1	97			1	1	97	97.000
MUSC 222	Music of the Americas	College Station	2	115	1	145			2	2	260	130.000
MUSC 225	History of Jazz	College Station	1	99	1	95			1	1	194	194.000
MUSC 226	History of Rock	College Station	3	855	2	560	1	29	3	3	1,444	481.333
		Galveston			3	129			3	3	129	43.000
MUSC 228	Hist of Electronic Music	College Station	1	313	1	247			1	1	560	560.000
MUSC 245	Composition I	College Station			1	10			1	1	10	10.000
MUSC 280	Symphonic Band	College Station	4	315	4	276			4	4	591	147.750
MUSC 281	Ensemble Perf-Sml Ensemble	College Station	1	6					1	1	6	6.000
MUSC 282	Jazz Ensemble	College Station	2	49	2	47			2	2	96	48.000
MUSC 283	Ensemble Perf Univ Orchestras	College Station	2	105	2	96			2	2	201	100.500
MUSC 290	Choir	College Station	4	149	3	122			4	4	271	67.750
MUSC 301	Perf in World Cultures	College Station	1	54	1	86			1	1	140	140.000
MUSC 318	Electronic Composition	College Station			1	5			1	1	5	5.000
MUSC 324	Mus in World Cultures	College Station	4	158	2	172	1	12	4	4	342	85.500
MUSC 325	Dance and World Cultures	College Station	1	50	2	28			1	1	78	78.000
MUSC 327	Pop Mus in African Diasp	College Station			1	12			1	1	12	12.000
MUSC 328	Japan Trad Perf Arts	College Station	1	42					1	1	42	42.000
MUSC 381	Ensemble Performance	College Station	1	6					1	1	6	6.000
MUSC 386	Evol of Amer Musical	College Station			1	48			1	1	48	48.000
MUSC 402	Intermedia Performance	College Station	1	1					1	1	1	1.000
PERF 101	Intro Perf Studies	College Station	3	57					3	3	57	19.000
PERF 289	Special Topics in	College Station					1	10	1	1	10	10.000
PERF 301	Perf in World Cultures	College Station	4	505	5	884			4	4	1,389	347.250
PERF 303	Creating Performance	College Station			1	17			1	1	17	17.000
PERF 310	Hist Performance Ancient World	College Station	1	17					1	1	17	17.000
PERF 311	Hist Performance Common Era	College Station			1	22			1	1	22	22.000
PERF 318	Electronic Composition	College Station			1	1			1	1	1	1.000
PERF 325	Dance and World Cultures	College	1	48	2	25			2	2	73	36.500

* College and Department are as defined in the Approved Course Inventory posted at <http://dars.tamu.edu/Data-and-Reports/Course#approved>
 Prepared by Data and Research Services
 Texas A&M University

History of Courses Taught Course Inventory College Liberal Arts 2018-19 Course Department PRFM



			Fall 2018		Spring 2019		Summer 2019		Total Sections	TSecs	Total Enrollment	Average Enrollment
			Sections	Enrollment	Sections	Enrollment	Sections	Enrollment				
		Station										
PERF 327	Pop Mus in African Diasp	College Station			1	8			1	1	8	8.000
PERF 402	Intermedia Performance	College Station	1	10					1	1	10	10.000
PERF 450	Seminar 20th-21st Century Perf	College Station	1	11					1	1	11	11.000
PERF 451	Seminar Historical Performance	College Station	1	21					1	1	21	21.000
PERF 452	Seminar in Global Performance	College Station			1	6			1	1	6	6.000
PERF 454	Seminar Performing the City	College Station			1	19			1	1	19	19.000
PERF 481	Capstone Sem: Perf as Research	College Station			1	17			1	1	17	17.000
PERF 485	Directed Studies	College Station	4	4	1	1			4	4	5	1.250
PERF 600	Grad Scholarship Perf	College Station	1	5					1	1	5	5.000
PERF 601	Theories of Perf	College Station	1	5					1	1	5	5.000
PERF 602	Research Methods in Perf	College Station	1	5					1	1	5	5.000
PERF 603	Perf Power Identity	College Station			1	5			1	1	5	5.000
PERF 605	Globalization and Perf	College Station			1	5			1	1	5	5.000
PERF 611	Religions Spiritualities Perf	College Station			1	9			1	1	9	9.000
PERF 625	Latino/a Expressive Culture	College Station	1	5					1	1	5	5.000
PERF 685	Directed Studies	College Station					1	1	1	1	1	1.000
PERF 691	Research	College Station	1	4	4	6			1	1	10	10.000
THAR 110	Acting I Fundamentals	College Station			1	19			1	1	19	19.000
THAR 156	Dress Culture & Society	College Station			1	212			1	1	212	212.000
THAR 201	Intro to World Theatre	College Station	3	759	3	709	1	136	3	3	1,604	534.667
THAR 281	Theatre History II	College Station	1	255	2	274			1	1	529	529.000
THAR 301	Perf in World Cultures	College Station	1	54	1	85			1	1	139	139.000
THAR 308	Stage Mgmt and Art Admin	College Station	1	13					1	1	13	13.000
THAR 322	Collaborative Perf	College Station	1	20					1	1	20	20.000
THAR 328	Japan Trad Perf Arts	College Station	1	37					1	1	37	37.000
THAR 386	Evol of Amer Muscial	College Station			1	49			1	1	49	49.000
THAR 435	New Tech Perf Design	College Station	1	10					1	1	10	10.000
Department Total			62	4,739	63	4,912	7	220	89	89	9,871	

**History of Courses Taught
2018-19**

**Course Inventory College Liberal Arts
Course Department SOCI**



			Fall 2018		Spring 2019		Summer 2019		Total Sections	TSecs	Total Enrollment	Average Enrollment
			Sections	Enrollment	Sections	Enrollment	Sections	Enrollment				
SOCI 203	U.S. Mexico Border	College Station	1	33	1	60			1	1	93	93.000
SOCI 205	Intro to Sociology	College Station	9	1,042	7	862	1	32	9	9	1,936	215.111
		Galveston	2	64	2	45	1	10	2	2	119	59.500
SOCI 206	Global Social Trends	College Station	1	36	1	48			1	1	84	84.000
SOCI 207	Intro Gender & Society	College Station	1	76	2	49	1	11	1	1	136	136.000
SOCI 210	Soci of Tech & Science	College Station			1	17			1	1	17	17.000
SOCI 211	Sociology of Deviance	College Station	2	186	2	163			2	2	349	174.500
SOCI 212	Sociology of Popular Culture	College Station			1	44			1	1	44	44.000
SOCI 217	Intro to Race & Ethnicity	College Station	1	75	3	105			1	1	180	180.000
SOCI 220	Meth of Soc Research	College Station	3	104	4	139	1	12	3	3	255	85.000
SOCI 229	Qualitative Methods	College Station	1	18					1	1	18	18.000
SOCI 230	Classical Soci Theory	College Station	6	110	8	105	1	21	1	1	236	236.000
SOCI 304	Criminology	College Station	2	226	2	196	1	36	2	2	458	229.000
SOCI 311	Social Change	College Station	1	59					1	1	59	59.000
SOCI 312	Population & Society	College Station	1	61	2	154	1	30	2	2	245	122.500
SOCI 314	Social Problems	College Station	3	205	3	157			3	3	362	120.667
SOCI 315	Marriage Institution	College Station	1	6					1	1	6	6.000
SOCI 316	Sociology of Gender	College Station	2	101	1	40			1	1	141	141.000
SOCI 317	Racial and Ethnic Relats	College Station	2	121	1	84			2	2	205	102.500
SOCI 319	Soc of Sport	College Station	1	56	1	35			1	1	91	91.000
SOCI 323	Soci of African Amercns	College Station	1	10					1	1	10	10.000
SOCI 326	Sociology of Religion	College Station	1	89					1	1	89	89.000
SOCI 330	Sociology of Nutrition	College Station	1	40					1	1	40	40.000
SOCI 338	Latino Immigration	College Station			2	70			2	2	70	35.000
SOCI 376	Entrepreneurial Perspectives	College Station	1	15	1	15			1	1	30	30.000
SOCI 403	Sociology of Latinos	College Station	1	39	1	34			1	1	73	73.000
SOCI 404	Sociology of the Community	College Station			1	18			1	1	18	18.000
SOCI 408	Death and Dying	College Station	1	28					1	1	28	28.000
SOCI 410	Reproduction, Birth and Power	College Station	1	23					1	1	23	23.000
SOCI 415	Sociology of Education	College Station	1	26	1	45			1	1	71	71.000
SOCI 420	Adv Meth Soc Research	College Station	5	117	7	140	1	23	5	5	280	56.000
SOCI 421	Gender & Crime	College Station	1	27	1	30			1	1	57	57.000
SOCI 425	Medical Sociology	College Station			1	29			1	1	29	29.000

**History of Courses Taught
2018-19**

**Course Inventory College Liberal Arts
Course Department SOCI**



			Fall 2018		Spring 2019		Summer 2019		Total Sections	TSecs	Total Enrollment	Average Enrollment
			Sections	Enrollment	Sections	Enrollment	Sections	Enrollment				
SOCI 430	Contemp Soc Theory	College Station	2	135	2	83	1	21	2	2	239	119.500
SOCI 478	Prof Dvpmt Sociology I	College Station	1	29					1	1	29	29.000
SOCI 479	Prof Dvpmt Sociology II	College Station	1	14	1	17			1	1	31	31.000
SOCI 484	Field Experiences	College Station	1	67	2	56	2	18	1	1	141	141.000
SOCI 485	Directed Studies	College Station	3	3	1	3			1	1	6	6.000
SOCI 489	Special Topics in	College Station			2	61			2	2	61	30.500
SOCI 491	Research	College Station	6	9	7	11	4	13	6	6	33	5.500
SOCI 603	The Contemporary Famly	College Station	1	2					1	1	2	2.000
SOCI 604	Compt Historical Methods	College Station			1	4			1	1	4	4.000
SOCI 607	Sem Social Organizatn	College Station	1	7					1	1	7	7.000
SOCI 610	Reproduction Birth and Power	College Station	1	6					1	1	6	6.000
SOCI 611	Classcl Soc Theory	College Station	1	10					1	1	10	10.000
SOCI 615	Contemporary Theory	College Station			1	6			1	1	6	6.000
SOCI 616	Political Sociology	College Station	1	7					1	1	7	7.000
SOCI 617	Comp Racial-Ethnic Rltns	College Station	1	7					1	1	7	7.000
SOCI 618	Soc of Education	College Station	1	9					1	1	9	9.000
SOCI 621	Social Psychology	College Station	1	12					1	1	12	12.000
SOCI 622	Social Demography	College Station			1	12			1	1	12	12.000
SOCI 623	Meas of Soc Parameters	College Station	1	6					1	1	6	6.000
SOCI 627	Sem Law Dev & Soc Cont	College Station	1	7					1	1	7	7.000
SOCI 631	Sem Social Research	College Station			1	12			1	1	12	12.000
SOCI 635	Soc of Complex Org	College Station			1	5			1	1	5	5.000
SOCI 647	Sem Demog & Human Ecol	College Station	1	6					1	1	6	6.000
SOCI 661	Sociology of Gender	College Station			1	6			1	1	6	6.000
SOCI 662	Racism and Anti-Racism	College Station	1	7					1	1	7	7.000
SOCI 664	Racial & Ethnic Identity Sem	College Station	1	5					1	1	5	5.000
SOCI 677	Sem in Social Psych	College Station			1	6			1	1	6	6.000
SOCI 680	Teaching Undergraduate Soci	College Station			1	9			1	1	9	9.000
SOCI 682	Grant Writing Social Sciences	College Station	1	6					1	1	6	6.000
SOCI 683	Professional Writing and Publi	College Station			1	6			1	1	6	6.000
SOCI 685	Directed Studies	College Station	4	5	3	4			3	3	9	3.000
SOCI 689	Special Topics in	College Station			2	3			2	2	3	1.500
SOCI 691	Research	College Station	27	54	28	57	18	25	27	27	136	5.037

**History of Courses Taught
2018-19**

**Course Inventory College Liberal Arts
Course Department SOCI**




	Fall 2018		Spring 2019		Summer 2019		Total Sections	TSecs	Total Enrollment	Average Enrollment
	Sections	Enrollment	Sections	Enrollment	Sections	Enrollment				
Department Total	113	3,406	114	3,045	33	252	124	124	6,703	

History of Courses Taught
Academic Year 2018-19



Course Inventory College: **Mays Business School**

History of Courses Taught Course Inventory College Mays Business School
2018-19
Course Department ACCT



			Fall 2018		Spring 2019		Summer 2019		Total Sections	TSecs	Total Enrollment	Average Enrollment
			Sections	Enrollment	Sections	Enrollment	Sections	Enrollment				
ACCT 209	Survey of Acct Prin	College Station	4	915	4	876	1	155	4	4	1,946	486.500
ACCT 210	Mgrl & Cost Acct Prin	College Station	1	168	1	179	1	32	1	1	379	379.000
ACCT 229	Intro Accounting	Galveston	1	52	1	87			1	1	139	139.000
		College Station	12	609	16	645	1	31	12	12	1,285	107.083
ACCT 230	Intro Accounting	Galveston	1	37	1	44			1	1	81	81.000
		College Station	6	516	3	547	1	32	6	6	1,095	182.500
ACCT 321	Prof Development Seminar	College Station			1	217	1	43	1	1	260	260.000
ACCT 322	Prof Development Bba	College Station			1	85			1	1	85	85.000
ACCT 327	Financial Reporting I	College Station	13	435	9	331	2	77	9	9	843	93.667
ACCT 328	Financial Reporting II	College Station	9	400	5	236	1	59	5	5	695	139.000
ACCT 329	Cost Mgmt & Analysis	College Station	1	160	1	138	2	156	1	1	454	454.000
ACCT 403	Energy Accounting	College Station					1	10	1	1	10	10.000
ACCT 405	Income Tax	College Station	1	43	4	254	1	45	1	1	342	342.000
ACCT 407	Auditing	College Station	8	258	2	60	1	38	8	8	356	44.500
ACCT 408	Internal Auditing	College Station	1	38					1	1	38	38.000
ACCT 410	Fraud Examination	College Station			1	41			1	1	41	41.000
ACCT 421	Critical Comm Acct	College Station	3	148	3	162	1	45	3	3	355	118.333
ACCT 427	Acct & Fin Info Systems	College Station	2	62	5	250	1	48	2	2	360	180.000
ACCT 445	International Acct	College Station			2	142			2	2	142	71.000
ACCT 447	Financial Stmt Analysis	College Station	3	21	2	14			3	3	35	11.667
ACCT 450	Accounting Ethics	College Station	1	10	2	3	1	3	1	1	16	16.000
ACCT 484	Accounting Internship	College Station	1	4	2	29	1	8	1	1	41	41.000
ACCT 485	Directed Studies	College Station			1	4			1	1	4	4.000
ACCT 491	Research	College Station			1	1			1	1	1	1.000
ACCT 603	Energy Accounting	College Station					1	20	1	1	20	20.000
ACCT 607	Seminar in Auditing	College Station	1	41	1	34			1	1	75	75.000
ACCT 610	Financial Accounting	College Station	4	167					4	4	167	41.750
ACCT 611	Mgmt of Taxation	College Station	2	53					2	2	53	26.500
ACCT 612	Partnrsp & Real Est Tx	College Station	1	53					1	1	53	53.000
ACCT 615	Contemporary Tax Topics	College Station			1	50			1	1	50	50.000
ACCT 620	Mgmt Acct & Control	College Station	1	45	3	116			1	1	161	161.000
ACCT 621	Corporate Taxation I	College Station	2	111					2	2	111	55.500
ACCT 625	Professional Acct Seminar	College Station	1	16					1	1	16	16.000

* College and Department are as defined in the Approved Course Inventory posted at <http://dars.tamu.edu/Data-and-Reports/Course#approved>
 Prepared by Data and Research Services
 Texas A&M University

History of Courses Taught Course Inventory College Mays Business School

2018-19

Course Department ACCT




			Fall 2018		Spring 2019		Summer 2019		Total Sections	TSecs	Total Enrollment	Average Enrollment
			Sections	Enrollment	Sections	Enrollment	Sections	Enrollment				
ACCT 628	Bus Application Modeling	College Station	3	164			2	77	3	3	241	80.333
ACCT 629	Controls Audit Tech	College Station					1	18	1	1	18	18.000
ACCT 640	Acct Con & Procedure I	College Station	1	140	2	97	1	27	1	1	264	264.000
ACCT 644	Control Audit Info Systm	College Station			2	87			2	2	87	43.500
ACCT 646	International Accounting	College Station			2	206			2	2	206	103.000
ACCT 647	Financial Stmt Analysis	College Station	5	75	4	128	1	35	5	5	238	47.600
ACCT 648	Acct Info Systems	College Station	3	114					3	3	114	38.000
ACCT 650	Accounting Ethics	College Station	1	89	2	160	1	63	1	1	312	312.000
ACCT 651	Dev of Acct Thought	College Station	5	112					5	5	112	22.400
ACCT 660	Acct Info & Fine Mkts	College Station			1	4			1	1	4	4.000
ACCT 665	Research Method I	College Station	1	4					1	1	4	4.000
ACCT 671	Contemp Acct Topics	College Station			1	35			1	1	35	35.000
ACCT 680	Tax Research & Policy	College Station			2	111			2	2	111	55.500
ACCT 684	Prof Internship	College Station	1	24	1	218	2	30	1	1	272	272.000
ACCT 685	Directed Studies	College Station	1	3	1	17			1	1	20	20.000
ACCT 688	Doctoral Seminar	College Station	1	6	1	6			1	1	12	12.000
ACCT 689	Special Topics in	College Station	4	97					4	4	97	24.250
ACCT 691	Research	College Station	2	9	2	10	4	13	2	2	32	16.000
ACCT 705	Acct for Business Results	College Station	1	32					1	1	32	32.000
ACCT 710	Acct for Managerial Decisions	College Station	1	32					1	1	32	32.000
Department Total			110	5,263	94	5,624	30	1,065	121	121	11,952	

History of Courses Taught Course Inventory College Mays Business School

2018-19

Course Department CLBA




			Fall 2018		Spring 2019		Summer 2019		Total Sections	TSecs	Total Enrollment	Average Enrollment
			Sections	Enrollment	Sections	Enrollment	Sections	Enrollment				
BUAD 620	Business Communication	College Station	5	199	3	114			5	5	313	62.600
BUAD 679	Leadership Development	College Station	2	52	1	45	4	42	1	1	139	139.000
BUAD 681	Mgmt & Career Dev Wksp	College Station	2	46	3	87			2	2	133	66.500
BUAD 684	Prof Internship	College Station	1	2			1	10	1	1	12	12.000
BUAD 685	Directed Studies	College Station	1	3					1	1	3	3.000
BUAD 689	Special Topics in	College Station					2	36	2	2	36	18.000
BUAD 693	Professional Study	College Station	2	53	2	81	1	5	2	2	139	69.500
BUAD 700	Value Creation	College Station					1	43	1	1	43	43.000
BUAD 701	Business Collaboration	College Station					1	43	1	1	43	43.000
BUAD 702	Career Management	College Station					1	43	1	1	43	43.000
BUAD 705	Bus Comm and Prof Presence	College Station	1	32	1	33			1	1	65	65.000
BUAD 710	Ethic Decsn Making and Conduct	College Station			1	33			1	1	33	33.000
BUAD 715	Intl Business Environment	College Station			1	33			1	1	33	33.000
BUAD 720	Integrated Business Experience	College Station	1	32					1	1	32	32.000
BUSN 101	Freshman Busn Initiative	College Station	48	828					48	48	828	17.250
BUSN 125	Business Learn Comm I	College Station	7	81					7	7	81	11.571
BUSN 225	Business Competency	College Station	2	48	2	48			2	2	96	48.000
BUSN 232	Resource Development	College Station	1	13	1	20			1	1	33	33.000
BUSN 285	Directed Studies	College Station	2	98					2	2	98	49.000
BUSN 302	Nonprofit Perspectives	College Station	1	23	1	20			1	1	43	43.000
BUSN 392	Co-Op Ed in Business	College Station	2	3	3	8	1	1	2	2	12	6.000
BUSN 401	Business Fellows I	College Station			1	30			1	1	30	30.000
BUSN 403	Transform Leader Portfolio	College Station	8	80	7	66	1	8	8	8	154	19.250
BUSN 432	Strategic Philanthropy	College Station	1	19	1	18			1	1	37	37.000
BUSN 481	Seminar	College Station	7	96	6	137			7	7	233	33.286
BUSN 484	Internship	College Station	2	60	1	1	1	2	1	1	63	63.000
BUSN 485	Directed Studies	College Station	2	5	2	2			2	2	7	3.500
IBUS 301	Business Study Abroad	College Station	1	1	1	2	3	62	1	1	65	65.000
IBUS 401	Global Marketing	College Station	2	9	2	10	1	5	2	2	24	12.000
IBUS 402	Intl Mktg Study Abroad	College Station					2	29	2	2	29	14.500
IBUS 403	Intl Mkt Entry Strat	College Station					1	11	1	1	11	11.000
IBUS 445	International Acct	College Station			2	2			2	2	2	1.000

* College and Department are as defined in the Approved Course Inventory posted at <http://dars.tamu.edu/Data-and-Reports/Course#approved>

History of Courses Taught Course Inventory College Mays Business School

2018-19

Course Department CLBA



			Fall 2018		Spring 2019		Summer 2019		Total Sections	TSecs	Total Enrollment	Average Enrollment
			Sections	Enrollment	Sections	Enrollment	Sections	Enrollment				
IBUS 446	International Finance	College Station	1	3	1	4			1	1	7	7.000
IBUS 450	Internatl Envir of Bus	College Station	5	21	5	25	2	26	5	5	72	14.400
IBUS 452	International Mgmt	College Station	1	3					1	1	3	3.000
IBUS 453	Emerging Economies: Bric	College Station	1	1					1	1	1	1.000
IBUS 455	Asian Business Environ	College Station			1	20			1	1	20	20.000
IBUS 456	European Integration Bus	College Station					1	34	1	1	34	34.000
IBUS 457	Global Entrepreneurship	College Station			2	25	1	19	2	2	44	22.000
IBUS 459	Latin American Markets	College Station			1	17	1	10	1	1	27	27.000
IBUS 484	Interntl Busn Internship	College Station					3	9	3	3	9	3.000
IBUS 489	Special Topics in	College Station			2	46			2	2	46	23.000
IBUS 646	International Accounting	College Station			1	1			1	1	1	1.000
IBUS 679	Interntnl Bus Policy	College Station	1	1					1	1	1	1.000
IBUS 689	Special Topics in	College Station			2	3			2	2	3	1.500
Department Total			110	1,812	57	931	29	438	134	134	3,181	

History of Courses Taught Course Inventory College Mays Business School

2018-19



Course Department FINC


			Fall 2018		Spring 2019		Summer 2019		Total Sections	TSecs	Total Enrollment	Average Enrollment
			Sections	Enrollment	Sections	Enrollment	Sections	Enrollment				
FINC 210	Opportunities in Finc I	College Station	1	187	1	188			1	1	375	375.000
FINC 267	Intro Sec & Com Trading	College Station	1	21	1	11			1	1	32	32.000
FINC 341	Business Finance	Galveston	1	25	1	40			1	1	65	65.000
		College Station	4	767	3	721	1	126	4	4	1,614	403.500
FINC 350	Ethics in Fincl Decision	College Station	3	118	3	140			3	3	258	86.000
FINC 351	Investment Analysis	College Station	4	221	4	172			4	4	393	98.250
FINC 361	Managerial Finance I	College Station	4	214	4	173			4	4	387	96.750
FINC 368	Trade Floor Dynamics	College Station			1	24			1	1	24	24.000
FINC 371	Real Estate Decision Mkg	College Station	1	128	1	67			1	1	195	195.000
FINC 381	Money & Captl Mrkts	College Station	3	165	4	226			3	3	391	130.333
FINC 409	Survey of Finance Prin	College Station	3	1,456	3	1,406	1	378	3	3	3,240	1,080.000
FINC 422	Applied Investment Analy	College Station	1	4	1	1			1	1	5	5.000
FINC 423	Options & Fincl Futrs	College Station	1	12	2	59			1	1	71	71.000
FINC 424	Trading Risk Management	College Station	1	21					1	1	21	21.000
FINC 427	Titans of Investing	College Station	1	12	1	15			1	1	27	27.000
FINC 428	Fixed Income Analysis	College Station			2	64			2	2	64	32.000
FINC 435	Managerial Finance II	College Station	1	21					1	1	21	21.000
FINC 440	Macro Finance	College Station	1	17					1	1	17	17.000
FINC 441	Private Equity	College Station	1	35					1	1	35	35.000
FINC 443	Valuation	College Station	2	54	2	19			2	2	73	36.500
FINC 445	International Finance	College Station	1	55	1	60	1	29	1	1	144	144.000
FINC 446	Technical Analysis Fincl Mkts	College Station			1	8			1	1	8	8.000
FINC 447	Financial Stmt Analysis	College Station	3	16	2	16			2	2	32	16.000
FINC 449	Financial Modeling	College Station	2	35	1	26			2	2	61	30.500
FINC 462	Commercial Bank Mgmt	College Station			2	22			2	2	22	11.000
FINC 463	Seminar in Comm Banking	College Station	1	13					1	1	13	13.000
FINC 464	Commercial Credit Analysis	College Station			1	14			1	1	14	14.000
FINC 465	Seminar in Investmt Bnkg	College Station			1	25			1	1	25	25.000
FINC 466	Wall St Inv Bank Financ	College Station			1	15			1	1	15	15.000
FINC 472	Real Estate Finance	College Station	1	33	1	65			1	1	98	98.000
FINC 484	Finance Internship	College Station					2	4	2	2	4	2.000
FINC 485	Directed Studies	College Station	1	15	2	3			1	1	18	18.000
FINC 489	Special Topics in	College	1	18	3	78	1	9	1	1	105	105.000

* College and Department are as defined in the Approved Course Inventory posted at <http://dars.tamu.edu/Data-and-Reports/Course#approved>

History of Courses Taught Course Inventory College Mays Business School

2018-19

Course Department FINC



		Station	Fall 2018		Spring 2019		Summer 2019		Total Sections	TSecs	Total Enrollment	Average Enrollment
			Sections	Enrollment	Sections	Enrollment	Sections	Enrollment				
FINC 601	Financial Analysis Practicum	College Station	4	97					4	4	97	24.250
FINC 602	Corporate Finance	College Station	1	50	1	1			1	1	51	51.000
FINC 603	Investments	College Station	1	40	1	2			1	1	42	42.000
FINC 605	Valuation	College Station			1	31			1	1	31	31.000
FINC 612	Finc for Professional	College Station	4	105	2	96			4	4	201	50.250
FINC 613	Finc for Professional II	College Station			3	102			3	3	102	34.000
FINC 629	Financial Mgmt I	College Station	3	188	1	26	1	38	3	3	252	84.000
FINC 630	Financial Mgmt II	College Station	2	75					2	2	75	37.500
FINC 632	Investment Management	College Station	1	27	1	29	2	55	1	1	111	111.000
FINC 633	Seminar in Commercial Banking	College Station	1	25					1	1	25	25.000
FINC 634	Commercial Credit Analysis	College Station			1	24			1	1	24	24.000
FINC 635	Survey of Finance	College Station	1	35	1	45			1	1	80	80.000
FINC 640	Macro Finance	College Station	1	8					1	1	8	8.000
FINC 641	Valuation	College Station	1	25	2	61			1	1	86	86.000
FINC 642	Anly Money&Cap Market	College Station			1	2	2	65	2	2	67	33.500
FINC 643	Commercial Bank Mgmt	College Station			1	29			1	1	29	29.000
FINC 645	International Finance	College Station	2	88			1	3	1	1	91	91.000
FINC 646	Technical Analysis Fincl Mkts	College Station			1	8			1	1	8	8.000
FINC 647	Financial Stmtnt Analysis	College Station	5	25	3	7			5	5	32	6.400
FINC 649	Financial Modeling	College Station			3	40			3	3	40	13.333
FINC 651	Financial Valuation	College Station	1	45					1	1	45	45.000
FINC 660	Fixed Income Analysis	College Station			1	5			1	1	5	5.000
FINC 661	Trading Risk Management	College Station	1	22					1	1	22	22.000
FINC 662	Energy Finance	College Station			2	38			2	2	38	19.000
FINC 665	Derivative Securities	College Station	1	40	1	7			1	1	47	47.000
FINC 666	Wall St Investment Bank	College Station			1	2			1	1	2	2.000
FINC 668	Applied Investment Analy	College Station	1	16	1	10			1	1	26	26.000
FINC 669	Titans of Investing	College Station	1	9	1	4			1	1	13	13.000
FINC 670	Real Property Analysis	College Station	1	41	1	59			1	1	100	100.000
FINC 671	Opport Real Estate Finance	College Station	1	43	1	51			1	1	94	94.000
FINC 672	Real Property Finance	College Station			1	43			1	1	43	43.000
FINC 673	Real Prop Valuation I	College	1	43					1	1	43	43.000

History of Courses Taught Course Inventory College Mays Business School

2018-19




Course Department FINC

			Fall 2018		Spring 2019		Summer 2019		Total Sections	TSecs	Total Enrollment	Average Enrollment
			Sections	Enrollment	Sections	Enrollment	Sections	Enrollment				
		Station										
FINC 675	Anly of RI Est Decsns	College Station			1	43			1	1	43	43.000
FINC 676	Commercial Real Est Law	College Station	1	31	1	38			1	1	69	69.000
FINC 677	Real Estate Dev Analysis	College Station	1	42					1	1	42	42.000
FINC 678	Real Estate Analytics	College Station			1	51			1	1	51	51.000
FINC 684	Profesional Internship	College Station			2	14	3	75	2	2	89	44.500
FINC 685	Directed Studies	College Station	3	6	2	14			3	3	20	6.667
FINC 688	Doctoral Seminar	College Station	2	9	2	5			2	2	14	7.000
FINC 689	Special Topics in	College Station			3	12			3	3	12	4.000
FINC 690	Theory of Research Fin	College Station	1	12	1	12			1	1	24	24.000
FINC 691	Research	College Station	1	10	1	12	3	17	3	3	39	13.000
FINC 705	Corporate Financial Decisions	College Station	1	32					1	1	32	32.000
FINC 710	Entrepreneurial Finance	College Station			1	33			1	1	33	33.000
Department Total			89	4,852	98	4,614	18	799	125	125	10,265	

History of Courses Taught Course Inventory College Mays Business School

2018-19



Course Department INFO

			Fall 2018		Spring 2019		Summer 2019		Total Sections	TSecs	Total Enrollment	Average Enrollment
			Sections	Enrollment	Sections	Enrollment	Sections	Enrollment				
ISTM 209	Busn Info System Concept	College Station	2	1,050	2	1,029	2	485	2	2	2,564	1,282.000
ISTM 210	Fund of Info Systems	College Station	4	751	4	722	2	43	4	4	1,516	379.000
ISTM 250	Programming Logic & Design	College Station	2	99	2	89	1	2	1	1	190	190.000
ISTM 281	Prof Dev Info Systems Seminar	College Station	1	64	1	58			1	1	122	122.000
ISTM 310	Network Comm & Infrastructure	College Station	2	74	2	50			2	2	124	62.000
ISTM 315	Database Programming	College Station	2	52	2	65			2	2	117	58.500
ISTM 320	Bus Systems Anly & Desn	College Station	2	81	2	44			2	2	125	62.500
ISTM 325	Busn Obj Orient Prog Jav	College Station			1	31			1	1	31	31.000
ISTM 410	Mgmt Information Systems	College Station	3	52	3	60			3	3	112	37.333
ISTM 415	Info Systems Capstone Project	College Station	2	56	1	51			2	2	107	53.500
ISTM 420	Web-Enabled Applications	College Station	1	34					1	1	34	34.000
ISTM 455	Cybersecurity Management	College Station	1	17			1	14	1	1	31	31.000
ISTM 481	Information Systems Seminar	College Station	1	135	1	94			1	1	229	229.000
ISTM 489	Special Topics in	College Station			2	16			2	2	16	8.000
ISTM 601	Fundamentals of Bus Prog	College Station	1	42	2	25	1	15	2	2	82	41.000
ISTM 610	Bus Data Communication	College Station	1	42			1	7	1	1	49	49.000
ISTM 615	Business Database System	College Station	3	77	1	35	2	63	3	3	175	58.333
ISTM 620	Sys Analysis & Design	College Station			1	37	2	80	2	2	117	58.500
ISTM 624	Adv Sys Anly & Design	College Station	3	106					3	3	106	35.333
ISTM 630	Mis Proj Mgmt and Impl	College Station	2	105	1	54			1	1	159	159.000
ISTM 631	Is Design & Develop Proj	College Station			3	102			3	3	102	34.000
ISTM 635	Bus Information Security	College Station			3	127			3	3	127	42.333
ISTM 637	Data Warehousing	College Station			3	106			3	3	106	35.333
ISTM 643	Corp Info Plan	College Station			3	116			3	3	116	38.667
ISTM 645	It Security Controls	College Station	1	28					1	1	28	28.000
ISTM 650	Business Data Mining	College Station	1	22					1	1	22	22.000
ISTM 655	Sec Mgmt & Compliance	College Station	1	35					1	1	35	35.000
ISTM 684	Professional Internship	College Station					2	78	2	2	78	39.000
ISTM 705	Info Mgmt for Decision Making	College Station			1	33			1	1	33	33.000
SCMT 300	Business Comm I	College Station	4	66	4	68			4	4	134	33.500
SCMT 303	Statistical Methods	College Station	10	687	7	525	2	50	2	2	1,262	631.000
		Galveston	1	49	1	44			1	1	93	93.000
SCMT 305	Inter Bus Statistics	College	1	20					1	1	20	20.000

* College and Department are as defined in the Approved Course Inventory posted at <http://dars.tamu.edu/Data-and-Reports/Course#approved>

History of Courses Taught Course Inventory College Mays Business School

2018-19



Course Department INFO

		Station	Fall 2018		Spring 2019		Summer 2019		Total Sections	TSecs	Total Enrollment	Average Enrollment
			Sections	Enrollment	Sections	Enrollment	Sections	Enrollment				
SCMT 309	Supply Chain Mgmt Prin	College Station	2	127			1	8	1	1	135	135.000
SCMT 335	Sourcing and Procurement	College Station	2	86	2	69			2	2	155	77.500
SCMT 336	Data Analytics Optimization	College Station	5	171	3	156			5	5	327	65.400
SCMT 340	Global Supply Chain Mgmt	College Station	1	72	2	82			1	1	154	154.000
SCMT 345	Business Process Design	College Station	2	85	2	60			2	2	145	72.500
SCMT 361	Operations Plan & Ctrl	College Station	2	71	2	87			2	2	158	79.000
SCMT 364	Operations Management	College Station	8	692	7	719	2	65	7	7	1,476	210.857
		Galveston	1	24	1	24			1	1	48	48.000
SCMT 375	Supply Chain Security	College Station			1	38	1	33	1	1	71	71.000
SCMT 455	Cybersecurity Management	College Station	1	11			1	1	1	1	12	12.000
SCMT 465	Info Supply Chain Mgmt	College Station	1	37	2	90			2	2	127	63.500
SCMT 468	Enterprise Resource Plan	College Station	1	38	1	41			1	1	79	79.000
SCMT 484	Internship	College Station					1	1	1	1	1	1.000
SCMT 489	Special Topics in	College Station			2	35			2	2	35	17.500
SCMT 610	Business Analytics	College Station	4	167					4	4	167	41.750
SCMT 614	Operations Management	College Station	3	118	1	47			3	3	165	55.000
SCMT 616	Supply Chain Management	College Station			2	67			2	2	67	33.500
SCMT 638	Info Tech Supply Chain	College Station			1	10			1	1	10	10.000
SCMT 645	Business Process Design	College Station	1	26					1	1	26	26.000
SCMT 650	Applied Predictive Analytics	College Station	1	25	1	25			1	1	50	50.000
SCMT 685	Directed Studies	College Station			1	1	8	9	1	1	10	10.000
SCMT 688	Doctoral Seminar in	College Station	1	7	1	6			1	1	13	13.000
SCMT 689	Special Topics in	College Station	1	51					1	1	51	51.000
SCMT 691	Research	College Station	3	4	4	5	2	2	3	3	11	3.667
SCMT 705	Global Operations	College Station			1	33			1	1	33	33.000
Department Total			92	5,556	90	5,176	32	956	111	111	11,688	

History of Courses Taught Course Inventory College Mays Business School

2018-19

Course Department MGMT



			Fall 2018		Spring 2019		Summer 2019		Total Sections	TSecs	Total Enrollment	Average Enrollment
			Sections	Enrollment	Sections	Enrollment	Sections	Enrollment				
MGMT 105	Intro to Business	College Station	1	126	1	99			1	1	225	225.000
MGMT 209	Business Govt & Society	College Station	4	566	4	601	2	154	4	4	1,321	330.250
MGMT 211	Leg&Soc Envir of Busi	College Station	4	550	4	510	1	18	4	4	1,078	269.500
		Galveston	1	71	1	52			1	1	123	123.000
MGMT 212	Business Law	College Station	1	146	1	147			1	1	293	293.000
MGMT 261	Intro to Entrepreneurship	College Station	1	34	1	19			1	1	53	53.000
MGMT 309	Survey of Management	College Station	8	1,166	6	880	1	454	8	8	2,500	312.500
MGMT 363	Managing People in Orgs	College Station	34	726	23	613	1	58	34	34	1,397	41.088
MGMT 372	Adv Concepts in Org Bhvr	College Station	1	32	2	79			1	1	111	111.000
MGMT 373	Managing Human Resources	College Station	5	111	5	113	1	22	5	5	246	49.200
MGMT 376	Entrepreneurial Perspectives	College Station	1	20	1	22			1	1	42	42.000
MGMT 422	Management Consulting	College Station	2	65	1	40			2	2	105	52.500
MGMT 424	Org Design Chg & Dvlpmt	College Station	2	73	1	45			2	2	118	59.000
MGMT 425	Human Res Selection	College Station	1	37	1	30			1	1	67	67.000
MGMT 427	Human Res Compensation	College Station			1	24			1	1	24	24.000
MGMT 430	Employ Discrim Law	College Station	1	32	2	60			2	2	92	46.000
MGMT 432	Managing Nonprofit Orgs	College Station	1	15					1	1	15	15.000
MGMT 435	Labor Law & Policy	College Station	1	29					1	1	29	29.000
MGMT 439	Negotiations	College Station	5	127	5	119	1	24	5	5	270	54.000
MGMT 440	Crtvty Innvtn Business	College Station	1	39	1	37			1	1	76	76.000
MGMT 450	Internatl Envir of Bus	College Station	6	161	5	165	2	27	5	5	353	70.600
MGMT 452	International Mgmt	College Station	1	26					1	1	26	26.000
MGMT 453	Emerging Economies: Bric	College Station	1	19					1	1	19	19.000
MGMT 457	Global Entrepreneurship	College Station			2	26	1	7	1	1	33	33.000
MGMT 460	Managing Projects	College Station	2	44	2	80			2	2	124	62.000
MGMT 464	Political Envir of Busi	College Station	1	25	1	25			1	1	50	50.000
MGMT 465	Corporate Governance	College Station			1	40			1	1	40	40.000
MGMT 466	Strategic Management	College Station	11	378	14	592	3	97	14	14	1,067	76.214
MGMT 470	Entrepreneurial Small Business	College Station	1	26	1	31			1	1	57	57.000
MGMT 475	Leadership Development	College Station	2	53	2	54			2	2	107	53.500
MGMT 477	Entrepr Lean Startup Approach	College Station			1	25			1	1	25	25.000
MGMT 481	Seminar in Management	Galveston	2	60	1	49	1	8	1	1	117	117.000
MGMT 484	Management Internship	College Station					2	9	2	2	9	4.500

History of Courses Taught Course Inventory College Mays Business School

2018-19


Course Department MGMT



			Fall 2018		Spring 2019		Summer 2019		Total Sections	TSecs	Total Enrollment	Average Enrollment
			Sections	Enrollment	Sections	Enrollment	Sections	Enrollment				
MGMT 485	Directed Studies	College Station	2	3	2	4			2	2	7	3.500
MGMT 489	Special Topics in	College Station			1	12			1	1	12	12.000
MGMT 611	Microfound Bus Behav	College Station	3	153	1	49			1	1	202	202.000
MGMT 614	Mgmt People in Organiz	College Station	2	94	2	67			2	2	161	80.500
MGMT 618	Corp Strat & Pol Envir	College Station	1	35	3	112			1	1	147	147.000
MGMT 621	Research Methods for Hr	College Station	1	37					1	1	37	37.000
MGMT 623	Compensation Mgmt	College Station			1	37			1	1	37	37.000
MGMT 624	Seminar in Human Res	College Station			1	5			1	1	5	5.000
MGMT 627	Talent Management	College Station	2	76					2	2	76	38.000
MGMT 628	Cont Hum Res Mgmt Issu	College Station	1	39					1	1	39	39.000
MGMT 629	Finc Analysis Modeling in Hr	College Station			1	37			1	1	37	37.000
MGMT 632	Tech Commercialization	College Station	1	43	1	41			1	1	84	84.000
MGMT 633	Orgnzn Chnge & Dvlpmnt	College Station			1	37			1	1	37	37.000
MGMT 634	Sem in Org Behavior	College Station	1	4					1	1	4	4.000
MGMT 635	Employment Regulation	College Station	1	41					1	1	41	41.000
MGMT 636	Sem in Org Theory	College Station			1	3			1	1	3	3.000
MGMT 637	Fndtns of Entrepreneurshp	College Station	1	42	2	43	2	58	1	1	143	143.000
MGMT 638	Strategic Entrpreneurshp	College Station			1	39			1	1	39	39.000
MGMT 639	Negotiations	College Station	2	63	2	57			2	2	120	60.000
MGMT 640	Manage Creat Innovation	College Station	1	39					1	1	39	39.000
MGMT 643	Fndn of Managerial Law	College Station	1	104	1	60	1	90	1	1	254	254.000
MGMT 645	Legal & Ethical Issues	College Station			1	35			1	1	35	35.000
MGMT 650	Human Relations in Ind	College Station			1	37			1	1	37	37.000
MGMT 655	Sur of Management	College Station			1	42	1	26	1	1	68	68.000
MGMT 658	Managing Projects	College Station	1	27	1	22			1	1	49	49.000
MGMT 660	Global Hrm	College Station	1	39					1	1	39	39.000
MGMT 663	Intl Transfer Pricing	College Station	2	10					2	2	10	5.000
MGMT 673	Advanced Resrch Methods	College Station			1	8			1	1	8	8.000
MGMT 675	Ldrshp in Organizations	College Station	1	31	1	35			1	1	66	66.000
MGMT 676	Strategic Mgmt Survey	College Station	1	3					1	1	3	3.000
MGMT 679	Interntnl Bus Policy	College Station	2	20	2	67	1	47	2	2	134	67.000
MGMT 680	Business & Corp Strategy	College Station	7	253	3	96	2	77	3	3	426	142.000

History of Courses Taught Course Inventory College Mays Business School

2018-19



Course Department MGMT

			Fall 2018		Spring 2019		Summer 2019		Total Sections	TSecs	Total Enrollment	Average Enrollment
			Sections	Enrollment	Sections	Enrollment	Sections	Enrollment				
MGMT 684	Professional Intrnship	College Station					1	37	1	1	37	37.000
MGMT 685	Directed Studies	College Station	3	4	1	1	2	3	1	1	8	8.000
MGMT 686	Res Meth in Org Sci II	College Station	1	6					1	1	6	6.000
MGMT 687	Sem Research Methods	College Station	1	3					1	1	3	3.000
MGMT 689	Special Topics in	College Station			1	3			1	1	3	3.000
MGMT 691	Research	College Station	8	8	8	8	2	14	8	8	30	3.750
MGMT 705	Strategic Human Capital	College Station	1	32					1	1	32	32.000
MGMT 710	Crafting Business Strategy	College Station			1	33			1	1	33	33.000
Department Total			151	5,966	134	5,567	28	1,230	165	165	12,763	

History of Courses Taught Course Inventory College Mays Business School

2018-19

Course Department MKTG



			Fall 2018		Spring 2019		Summer 2019		Total Sections	TSecs	Total Enrollment	Average Enrollment
			Sections	Enrollment	Sections	Enrollment	Sections	Enrollment				
MKTG 321	Marketing	Galveston	1	34	1	32			1	1	66	66.000
		College Station	28	662	29	605	2	83	29	29	1,350	46.552
MKTG 322	Consumer Behavior	College Station	4	159	5	180			4	4	339	84.750
MKTG 323	Marketing Research	College Station	4	131	5	112			4	4	243	60.750
MKTG 325	Services Mktg & Retail Concept	College Station	2	67	2	61			2	2	128	64.000
MKTG 326	Innovations in Retailing	College Station			2	29			2	2	29	14.500
MKTG 335	Professional Selling	College Station	4	95	4	83	1	18	4	4	196	49.000
MKTG 336	Managing B2b Relationships	College Station			2	57			2	2	57	28.500
MKTG 345	Social Media and Pr	College Station	2	80	1	37	1	11	2	2	128	64.000
MKTG 347	Adv Creative Mktg Comm	College Station	3	86	3	97			3	3	183	61.000
MKTG 401	Global Marketing	College Station	2	90	2	82	1	44	2	2	216	108.000
MKTG 402	Intl Mktg Study Abroad	College Station					2	50	2	2	50	25.000
MKTG 403	Intl Mkt Entry Strat	College Station					1	13	1	1	13	13.000
MKTG 404	Adv Excel for Mktg Managers	College Station	1	118	1	148	1	21	1	1	287	287.000
MKTG 409	Principles of Marketing	College Station	3	760	2	870	2	520	3	3	2,150	716.667
MKTG 426	Advanced Retail Case Study	College Station	1	13	1	25			1	1	38	38.000
MKTG 430	Marketing Consulting	College Station	1	30	2	62			1	1	92	92.000
MKTG 431	Marketing Analytics	College Station	2	70	2	61			2	2	131	65.500
MKTG 432	Corp Social Responsibility	College Station			2	81			2	2	81	40.500
MKTG 435	Advanced Selling	College Station	2	32					2	2	32	16.000
MKTG 436	Sales Leadership	College Station	2	62					2	2	62	31.000
MKTG 438	Strategic Digital Mktg	College Station	2	75					2	2	75	37.500
MKTG 440	Services Marketing	College Station	2	56	1	42			2	2	98	49.000
MKTG 441	Service Quality in Healthcare	College Station			1	15			1	1	15	15.000
MKTG 445	Account Planning & Research	College Station	1	34					1	1	34	34.000
MKTG 447	Adv Advertising Case Comp	College Station			1	28			1	1	28	28.000
MKTG 448	Marketing Strategy	College Station	1	46	5	175			5	5	221	44.200
MKTG 484	Marketing Internship	College Station	1	3	2	6	2	38	1	1	47	47.000
MKTG 485	Directed Studies	College Station	2	14	5	13			5	5	27	5.400
MKTG 489	Special Topics in	College Station	1	9					1	1	9	9.000
MKTG 613	Marketing Management	College Station	2	69	1	47			1	1	116	116.000
MKTG 621	Survey of Marketing	College Station	1	52			2	16	1	1	68	68.000
MKTG 625	Marketing Analytics I	College	2	56	2	38			2	2	94	47.000

History of Courses Taught Course Inventory College Mays Business School

2018-19



Course Department MKTG

			Fall 2018		Spring 2019		Summer 2019		Total Sections	TSecs	Total Enrollment	Average Enrollment
			Sections	Enrollment	Sections	Enrollment	Sections	Enrollment				
		Station										
MKTG 626	Marketing Analytics II	College Station			1	14			1	1	14	14.000
MKTG 635	Mktg Analytics Pricing	College Station			1	33			1	1	33	33.000
MKTG 638	E-Commerce Strategy	College Station					1	9	1	1	9	9.000
MKTG 650	Anly Consumer Behav	College Station	1	33					1	1	33	33.000
MKTG 656	Branding and Mktg Comm	College Station	1	36					1	1	36	36.000
MKTG 660	Marketing Consulting	College Station	2	35	1	23			2	2	58	29.000
MKTG 665	Research Mktg Decis	College Station	1	30					1	1	30	30.000
MKTG 670	Marketing Leadership	College Station	1	31	1	32			1	1	63	63.000
MKTG 671	Product Innovation	College Station	1	31					1	1	31	31.000
MKTG 673	Services Marketing	College Station			3	61			3	3	61	20.333
MKTG 675	Marketing Strategy	College Station	1	35					1	1	35	35.000
MKTG 680	Sem in Buyer Behavior	College Station			1	5			1	1	5	5.000
MKTG 684	Professional Internship	College Station	1	2			2	25	2	2	27	13.500
MKTG 685	Directed Studies	College Station	1	1	1	1			1	1	2	2.000
MKTG 688	Doctoral Seminar	College Station	1	6					1	1	6	6.000
MKTG 691	Research	College Station	4	9	3	8	3	11	4	4	28	7.000
MKTG 705	Market and Customer Insights	College Station					1	43	1	1	43	43.000
MKTG 710	Strategic Marketing Decisions	College Station			1	33			1	1	33	33.000
Department Total			92	3,152	97	3,196	22	902	120	120	7,250	

History of Courses Taught
Academic Year 2018-19



Course Inventory College: **Medicine**

**History of Courses Taught
2018-19**

**Course Inventory College Medicine
Course Department ANES**



			Fall 2018		Spring 2019		Total Sections	TSecs	Total Enrollment	Average Enrollment
			Sections	Enrollment	Sections	Enrollment				
ANES 801	Clinical Anesthesiology	Health Science Center	1	4	1	2	1	1	6	6.000
ANES 802	Anesthesiology	Health Science Center	1	7	1	34	1	1	41	41.000
ANES 803	Anesthesiology at Methodist	Health Science Center			1	9	1	1	9	9.000
ANES 804	Clinical Anesthesiology	Health Science Center			1	16	1	1	16	16.000
ANES 805	Obstetric Anesthesiology	Health Science Center	1	6			1	1	6	6.000
ANES 806	Clinical Anesthesiology	Health Science Center	1	14	1	14	1	1	28	28.000
ANES 807	Pain Clinic	Health Science Center			1	1	1	1	1	1.000
ANES 808	Anesthesiology	Health Science Center	1	9	1	10	1	1	19	19.000
ANES 809	Anesthesiology	Health Science Center			1	5	1	1	5	5.000
Department Total			5	40	8	91	9	9	131	

**History of Courses Taught
2018-19**

**Course Inventory College Medicine
Course Department CLMD**



			Fall 2018		Spring 2019		Summer 2019		Total Sections	TSees	Total Enrollment	Average Enrollment
			Sections	Enrollment	Sections	Enrollment	Sections	Enrollment				
EDHP 622	Research Design & Analysis	Health Science Center			1	2			1	1	2	2.000
EDHP 630	Teaching & Learning Theory	Health Science Center	1	11					1	1	11	11.000
EDHP 632	Assess & Eval for Hc Prof	Health Science Center			1	7			1	1	7	7.000
EDHP 633	Teaching Strat Hlth Care Prof	Health Science Center	1	3					1	1	3	3.000
EDHP 634	Teaching Practicum	Health Science Center	1	3	2	3	1	1	1	1	7	7.000
EDHP 635	Research & Writing Edhp	Health Science Center			1	1			1	1	1	1.000
EDHP 636	Project	Health Science Center	1	1	1	2			1	1	3	3.000
EDHP 685	Directed Studies	Health Science Center	2	2	1	4			2	2	6	3.000
EDHP 691	Research	Health Science Center	3	3	2	2	1	1	2	2	6	3.000
HCPI 652	Scholarship: Integ & App	Health Science Center			1	7			1	1	7	7.000
HCPI 655	Leadership and Hlth Policy I	Health Science Center	1	10					1	1	10	10.000
HCPI 656	Leadership & Health Policy II	Health Science Center	1	2					1	1	2	2.000
HCPI 658	Survey Research	Health Science Center	1	4					1	1	4	4.000
IMED 901	Gen Medicine Acting Internship	Health Science Center	1	1					1	1	1	1.000
IMED 902	Physical Medicine & Rehab	Health Science Center	1	1	1	2			1	1	3	3.000
IMED 904	Coronary Care Unit	Health Science Center			1	3			1	1	3	3.000
MEID 605	Foundations of Medicine I	Health Science Center	1	134					1	1	134	134.000
MEID 606	Foundations of Medicine II	Health Science Center	1	133					1	1	133	133.000
MEID 607	Medical Gross Anatomy	Health Science Center	1	134					1	1	134	134.000
MEID 608	Neuroscience	Health Science Center			1	130			1	1	130	130.000
MEID 609	Introduction to Disease	Health Science Center			1	130			1	1	130	130.000
MEID 616	Cardiovascular	Health Science Center			1	130			1	1	130	130.000
MEID 617	Respiratory	Health Science Center			1	130			1	1	130	130.000
MEID 618	Medical Student Grand Rounds	Health Science			1	130			1	1	130	130.000

**History of Courses Taught
2018-19**

**Course Inventory College Medicine
Course Department CLMD**



			Fall 2018		Spring 2019		Summer 2019		Total Sections	TSees	Total Enrollment	Average Enrollment
			Sections	Enrollment	Sections	Enrollment	Sections	Enrollment				
MEID 619	Practice of Medicine I	Health Science Center	1	134					1	1	134	134.000
MEID 620	Practice of Medicine II	Health Science Center			1	130			1	1	130	130.000
MEID 685	Directed Studies	Health Science Center	1	1	2	163			1	1	164	164.000
MEID 701	Hematology/Oncology	Health Science Center	3	149					3	3	149	49.667
MEID 704	Renal/Genitourinary	Health Science Center	3	149					3	3	149	49.667
MEID 706	Metabolism, Gi, Nutrition	Health Science Center	3	149					3	3	149	49.667
MEID 707	Endo/Repro Sci, Hum Sexuality	Health Science Center	3	148					3	3	148	49.333
MEID 708	Integument/Musculoskeletal	Health Science Center	4	149					4	4	149	37.250
MEID 710	Heal III	Health Science Center	3	149					3	3	149	49.667
MEID 711	Evidence Based Med S&R III	Health Science Center	3	148					3	3	148	49.333
MEID 804	Usmle Mentorship	Health Science Center	1	3					1	1	3	3.000
MEID 850	Professionalism IV	Health Science Center			1	187			1	1	187	187.000
MEID 985	Directed Study	Health Science Center	2	93	4	56			4	4	149	37.250
MPED 813	Pediatric	Health Science Center			1	2			1	1	2	2.000
MSCI 601	Contem Top in Adv Cell Bio I	Health Science Center	3	14					3	3	14	4.667
MSCI 609	Resp Conduct of Research	Health Science Center	3	29					3	3	29	9.667
MSCI 612	Current Tpcs in Cell Signaling	Health Science Center			2	8			2	2	8	4.000
MSCI 620	The Scientific Basis of Med	Health Science Center	2	6	3	12			2	2	18	9.000
MSCI 681	Seminar	Health Science Center	3	6	4	6			3	3	12	4.000
MSCI 685	Directed Studies	Health Science Center	1	1	2	2	1	1	1	1	4	4.000
MSCI 689	Sp Tp Clinical Rsch I	Health Science Center	1	7	1	7	2	11	2	2	25	12.500
MSCI 691	Research Credit: Medical Sci	Health Science Center	41	71	42	69	36	62	36	36	202	5.611
MSCI 920	The Scientific Basis of Med	Health Science Center	1	9					1	1	9	9.000

**History of Courses Taught
2018-19**


**Course Inventory College Medicine
Course Department CLMD**



	Fall 2018		Spring 2019		Summer 2019		Total Sections	TSees	Total Enrollment	Average Enrollment
	Sections	Enrollment	Sections	Enrollment	Sections	Enrollment				
Department Total	99	1,857	80	1,325	41	76	111	111	3,258	

**History of Courses Taught
2018-19**

**Course Inventory College Medicine
Course Department EMED**



			Fall 2018		Spring 2019		Total Sections	TSecs	Total Enrollment	Average Enrollment
			Sections	Enrollment	Sections	Enrollment				
EMED 800	Emergency Medicine	Health Science Center	5	101	5	113	5	5	214	42.800
EMED 804	Emergency Medicine	Health Science Center			2	16	2	2	16	8.000
EMED 805	Pre-Hospital Medicine (Ems)	Health Science Center	1	2	2	20	1	1	22	22.000
EMED 807	Toxicology	Health Science Center	1	12	1	14	1	1	26	26.000
EMED 809	Emergency Ultrasound	Health Science Center			1	2	1	1	2	2.000
Department Total			7	115	11	165	10	10	280	

**History of Courses Taught
2018-19**

**Course Inventory College Medicine
Course Department IMED**



			Fall 2018		Spring 2019		Total Sections	TSecs	Total Enrollment	Average Enrollment
			Sections	Enrollment	Sections	Enrollment				
IMED 800	Internal Medicine Clerkship	Health Science Center	9	102	8	79	9	9	181	20.111
IMED 803	Clin Cardiology & Electrocard	Health Science Center	1	3	1	7	1	1	10	10.000
IMED 804	Dermatology	Health Science Center	1	1	1	6	1	1	7	7.000
IMED 805	Allergy/Clinical Immunology	Health Science Center	1	1	1	2	1	1	3	3.000
IMED 806	Clinical Infectious Diseases	Health Science Center			1	3	1	1	3	3.000
IMED 807	Gastroenterology	Health Science Center	1	1	1	4	1	1	5	5.000
IMED 808	Phys Med & Rehab in/Out Patnt	Health Science Center			1	4	1	1	4	4.000
IMED 810	Neurology	Health Science Center			1	2	1	1	2	2.000
IMED 811	Internal Med Acting Internship	Health Science Center	1	13	1	19	1	1	32	32.000
IMED 812	Pm&R Comb in/Outpatient	Health Science Center			1	7	1	1	7	7.000
IMED 814	Hematology and Oncology	Health Science Center	1	5	1	10	1	1	15	15.000
IMED 815	Clinical Infectious Diseases	Health Science Center	1	2	1	13	1	1	15	15.000
IMED 816	Clinical Nephrology	Health Science Center	1	3	1	9	1	1	12	12.000
IMED 817	Dermatology	Health Science Center			1	15	1	1	15	15.000
IMED 819	Bone Marrow Transplant	Health Science Center	1	3	1	4	1	1	7	7.000
IMED 821	Clinical Cardiology	Health Science Center	1	1	1	17	1	1	18	18.000
IMED 823	Hiv Medicine	Health Science Center	1	1	1	5	1	1	6	6.000
IMED 824	Neurology	Health Science Center			1	8	1	1	8	8.000
IMED 825	Palliative Med & End-of-Life	Health Science Center			1	7	1	1	7	7.000
IMED 827	Traditional Pulmonary Medicine	Health Science Center	1	1	1	6	1	1	7	7.000
IMED 828	Advanced Lung Disease I	Health Science Center			1	2	1	1	2	2.000
IMED 829	Advanced Lung Disease II	Health Science Center			1	1	1	1	1	1.000
IMED 830	Rheumatology	Health Science Center	1	1	1	10	1	1	11	11.000
IMED 831	Medical Icu	Health Science Center	1	12	1	31	1	1	43	43.000
IMED 833	Clinical Endocrinology	Health Science Center	1	1	1	5	1	1	6	6.000
IMED 834	Clinical Gastroenterology	Health Science Center	1	1	1	10	1	1	11	11.000
IMED 835	Infectious Disease	Health Science Center	1	5	1	8	1	1	13	13.000
IMED 840	Clinical Endocrinology	Health Science Center			1	1	1	1	1	1.000
IMED 841	Clinical Dermatology	Health Science Center	1	2			1	1	2	2.000
IMED 842	Immunology Elem Mech Inflamtn	Health Science Center			1	1	1	1	1	1.000
IMED 843	Cardiology Outpatient	Health Science Center	1	2	1	6	1	1	8	8.000
IMED 844	Cardiology Inpatient	Health Science Center	1	1	1	5	1	1	6	6.000
IMED 845	Gastroenterology	Health Science Center			1	2	1	1	2	2.000

* College and Department are as defined in the Approved Course Inventory posted at <http://dars.tamu.edu/Data-and-Reports/Course#approved>
Prepared by Data and Research Services
Texas A&M University

**History of Courses Taught
2018-19**


**Course Inventory College Medicine
Course Department IMED**



			Fall 2018		Spring 2019		Total Sections	TSecs	Total Enrollment	Average Enrollment
			Sections	Enrollment	Sections	Enrollment				
IMED 847	Pulmonary Medicine	Health Science Center			1	4	1	1	4	4.000
IMED 848	Ai in Inpatient Gim-Hosp Serv	Health Science Center	1	1			1	1	1	1.000
IMED 849	Internal Med Tmh Ai	Health Science Center	1	12	1	8	1	1	20	20.000
IMED 850	Ambulatory Gen Med Elective	Health Science Center	1	1			1	1	1	1.000
IMED 851	Neurology	Health Science Center	1	1	1	13	1	1	14	14.000
IMED 853	Cardiology	Health Science Center			1	1	1	1	1	1.000
IMED 854	Cardiology	Health Science Center			1	2	1	1	2	2.000
IMED 855	Clinical Rheumatology	Health Science Center	1	1	1	5	1	1	6	6.000
IMED 856	Hematology/Medical Oncology	Health Science Center	1	1	1	12	1	1	13	13.000
IMED 857	Hematology/Med Oncology (Op)	Health Science Center			1	5	1	1	5	5.000
IMED 858	Neurology	Health Science Center			1	1	1	1	1	1.000
IMED 859	Intensive Care/Critical	Health Science Center	1	4	1	2	1	1	6	6.000
IMED 860	Adult & Ped Allrgy&Immun Op	Health Science Center			1	3	1	1	3	3.000
IMED 861	General Internal Medicine Ai	Health Science Center	1	3	1	9	1	1	12	12.000
IMED 863	Comm Based Geriatric Clinic	Health Science Center			1	11	1	1	11	11.000
IMED 864	Gastroenterology Hosp Service	Health Science Center			1	18	1	1	18	18.000
IMED 865	Clincl Gastroentrlgy Hep/Nutr	Health Science Center			1	1	1	1	1	1.000
IMED 866	Clinical Nutrition	Health Science Center	1	2	1	5	1	1	7	7.000
IMED 867	Pulmonary Critical Care Med	Health Science Center	1	4	1	6	1	1	10	10.000
IMED 868	Clinical Allergy	Health Science Center			1	1	1	1	1	1.000
IMED 869	Hematology	Health Science Center	1	3	1	6	1	1	9	9.000
IMED 870	Geriatric Medicine	Health Science Center			1	5	1	1	5	5.000
IMED 872	Gastroenterology Clinic	Health Science Center			1	13	1	1	13	13.000
IMED 873	Clinical Pulmonology	Health Science Center			1	1	1	1	1	1.000
IMED 874	Priv Service Internal Med Ai	Health Science Center	1	9	1	6	1	1	15	15.000
IMED 875	Neurology	Health Science Center	1	2	1	10	1	1	12	12.000
IMED 876	Medical Intensive Care Unit	Health Science Center	1	2	1	2	1	1	4	4.000
IMED 878	Clincl Cardiolgy & Elecardiogp	Health Science Center	1	4	1	18	1	1	22	22.000
IMED 879	Icu Clincl Card &Electrocard	Health Science Center			1	3	1	1	3	3.000
IMED 880	Medical Icu	Health Science Center	1	11	1	3	1	1	14	14.000
IMED 881	Clinical Endocrinology	Health Science Center			1	17	1	1	17	17.000
IMED 883	Dermatology	Health Science Center	1	11	1	15	1	1	26	26.000
IMED 884	Academic Medicine Clinic	Health Science Center	1	2	1	1	1	1	3	3.000

**History of Courses Taught
2018-19**


**Course Inventory College Medicine
Course Department IMED**



			Fall 2018		Spring 2019		Total Sections	TSecs	Total Enrollment	Average Enrollment
			Sections	Enrollment	Sections	Enrollment				
IMED 885	Neurology	Health Science Center	1	1	1	8	1	1	9	9.000
IMED 886	Inpatient Palliative Medicine	Health Science Center	1	1	1	7	1	1	8	8.000
IMED 887	Clinical Infectious Diseases	Health Science Center	1	1	1	2	1	1	3	3.000
IMED 888	Clinical Infectious Diseases	Health Science Center			1	1	1	1	1	1.000
IMED 889	Clinical Nephrology	Health Science Center	1	1	1	12	1	1	13	13.000
IMED 890	Sub Internship Med Oncology	Health Science Center			1	8	1	1	8	8.000
IMED 891	Pulmonary & Sleep Med Elective	Health Science Center			1	3	1	1	3	3.000
IMED 892	General Intern Medicine Ai	Health Science Center	1	2	1	2	1	1	4	4.000
IMED 893	Research in Medicine	Health Science Center			1	24	1	1	24	24.000
IMED 895	Intensive Care Unit	Health Science Center	1	2	1	9	1	1	11	11.000
IMED 896	Internal Medicine Ai	Health Science Center	1	8	1	9	1	1	17	17.000
IMED 897	Critical Care	Health Science Center	1	2	1	6	1	1	8	8.000
IMED 898	Ambulatory General Medicine	Health Science Center	1	1	1	10	1	1	11	11.000
Department Total			56	255	83	617	87	87	872	

**History of Courses Taught
2018-19**

**Course Inventory College Medicine
Course Department MFCM**



			Fall 2018		Spring 2019		Total Sections	TSecs	Total Enrollment	Average Enrollment
			Sections	Enrollment	Sections	Enrollment				
MFCM 800	Family Medicine Clerkship	Health Science Center	16	85	17	104	17	17	189	11.118
MFCM 806	Family Med Acting Internship	Health Science Center	1	1	1	1	1	1	2	2.000
MFCM 808	Wound Care	Health Science Center	1	4	1	7	1	1	11	11.000
MFCM 809	Indigent Care	Health Science Center	1	1	1	3	1	1	4	4.000
MFCM 818	Family Practice Ai	Health Science Center	1	4			1	1	4	4.000
MFCM 850	Family Medicine Ai	Health Science Center	1	6	1	5	1	1	11	11.000
Department Total			21	101	21	120	22	22	221	

**History of Courses Taught
2018-19**


**Course Inventory College Medicine
Course Department MHUM**



			Fall 2018		Total Sections	TSecs	Total Enrollment	Average Enrollment
			Sections	Enrollment				
MHUM 804	Medical Education	Health Science Center	1	1	1	1	1	1.000
Department Total			1	1	1	1	1	

**History of Courses Taught
2018-19**


**Course Inventory College Medicine
Course Department MMPB**



			Fall 2018		Spring 2019		Total Sections	TSecs	Total Enrollment	Average Enrollment
			Sections	Enrollment	Sections	Enrollment				
MPIM 601	Microbial Pathogenesis of Huma	Health Science Center			2	10	2	2	10	5.000
MPIM 602	Immunoregulation	Health Science Center	2	13			2	2	13	6.500
Department Total			2	13	2	10	4	4	23	

**History of Courses Taught
2018-19**

**Course Inventory College Medicine
Course Department MPED**



			Fall 2018		Spring 2019		Total Sections	TSecs	Total Enrollment	Average Enrollment
			Sections	Enrollment	Sections	Enrollment				
MPED 800	Pediatrics Clerkship	Health Science Center	16	85	17	91	16	16	176	11.000
MPED 801	Prim Pediatric Care-Community	Health Science Center			1	1	1	1	1	1.000
MPED 802	Neonatal Intensive Care Unit	Health Science Center			1	1	1	1	1	1.000
MPED 803	Neonatal Intensive Care Unit	Health Science Center	1	3	1	7	1	1	10	10.000
MPED 814	Ped & Adult Immunology Op Care	Health Science Center			1	2	1	1	2	2.000
MPED 815	Pediatric Gastroenterology	Health Science Center	1	1	1	3	1	1	4	4.000
MPED 816	Pediatric Gastroenterology	Health Science Center			1	3	1	1	3	3.000
MPED 817	Prim Pediatric Care in Comm	Health Science Center	1	1	1	5	1	1	6	6.000
MPED 819	Neonatal Icu Externship	Health Science Center	1	3	1	2	1	1	5	5.000
MPED 820	Pediatric Gastroenterology	Health Science Center			1	9	1	1	9	9.000
MPED 821	Pediatric Endo & Diabetes	Health Science Center	1	1	1	8	1	1	9	9.000
MPED 823	Medical Genetics	Health Science Center			1	2	1	1	2	2.000
MPED 824	Pediatric Hematology/Oncology	Health Science Center	1	1	1	8	1	1	9	9.000
MPED 825	Pediatric Cardiology	Health Science Center	1	1	1	4	1	1	5	5.000
MPED 826	Pediatric Intensive Care	Health Science Center	1	9	1	5	1	1	14	14.000
MPED 828	Neonatal Intensive Care	Health Science Center	1	2	1	3	1	1	5	5.000
MPED 829	Pediatric Ward Acting Intern	Health Science Center	1	5	1	3	1	1	8	8.000
MPED 831	Develop- Behavioral Pedi	Health Science Center			1	2	1	1	2	2.000
Department Total			26	112	34	159	33	33	271	

**History of Courses Taught
2018-19**


**Course Inventory College Medicine
Course Department MPH**



			Fall 2018		Spring 2019		Summer 2019		Total Sections	TSecs	Total Enrollment	Average Enrollment
			Sections	Enrollment	Sections	Enrollment	Sections	Enrollment				
MPHY 624	Biostatistics	Health Science Center	2	8					2	2	8	4.000
MPHY 625	Bioinformatics	Health Science Center			1	1			1	1	1	1.000
MPHY 634	The Lymphatic System	Health Science Center			1	2			1	1	2	2.000
MPHY 681	Seminar	Health Science Center					2	4	2	2	4	2.000
Department Total			2	8	2	3	2	4	6	6	15	

**History of Courses Taught
2018-19**


**Course Inventory College Medicine
Course Department MPSY**



			Fall 2018		Spring 2019		Total Sections	TSecs	Total Enrollment	Average Enrollment
			Sections	Enrollment	Sections	Enrollment				
MPSY 800	Psychiatry Clerkship	Health Science Center	16	82	17	102	16	16	184	11.500
MPSY 802	Child & Adolescent Psychiatry	Health Science Center	1	2	1	12	1	1	14	14.000
MPSY 804	Child & Adolescent Psychiatry	Health Science Center			1	9	1	1	9	9.000
MPSY 806	Outpatient Psychiatry	Health Science Center			1	3	1	1	3	3.000
MPSY 809	Adv Inpatient Psych	Health Science Center	1	2	1	2	1	1	4	4.000
MPSY 810	Consultation//Liaison Psych	Health Science Center	1	2	1	1	1	1	3	3.000
MPSY 811	Advanced Outpatient	Health Science Center	1	1	1	2	1	1	3	3.000
Department Total			20	89	23	131	22	22	220	

**History of Courses Taught
2018-19**

**Course Inventory College Medicine
Course Department MRAD**



			Fall 2018		Spring 2019		Total Sections	TSecs	Total Enrollment	Average Enrollment
			Sections	Enrollment	Sections	Enrollment				
MRAD 800	Radiology Clerkship	Health Science Center	4	154	1	1	4	4	155	38.750
MRAD 801	Diagnostic Radiology	Health Science Center	1	5	1	3	1	1	8	8.000
MRAD 804	Diagnostic Radiology	Health Science Center	1	3	1	3	1	1	6	6.000
MRAD 806	Clincl Research Desgn&Appl	Health Science Center	1	1	1	1	1	1	2	2.000
MRAD 807	Body Imaging	Health Science Center	1	1	1	1	1	1	2	2.000
MRAD 808	Diagnostic Radiology	Health Science Center	1	7	1	5	1	1	12	12.000
MRAD 809	Neuroradiology	Health Science Center	1	5	1	6	1	1	11	11.000
MRAD 810	Current Concepts-Nuclear Med	Health Science Center	1	1			1	1	1	1.000
MRAD 811	Pediatric Imaging	Health Science Center	1	1	1	8	1	1	9	9.000
MRAD 812	Radiation Oncology	Health Science Center	1	1	1	1	1	1	2	2.000
MRAD 813	Radiology	Health Science Center	1	2	1	19	1	1	21	21.000
MRAD 814	Diag Radi-Nonchosen Trk	Health Science Center			1	12	1	1	12	12.000
Department Total			14	181	11	60	15	15	241	

**History of Courses Taught
2018-19**

**Course Inventory College Medicine
Course Department NEX**



			Fall 2018		Spring 2019		Total Sections	TSecs	Total Enrollment	Average Enrollment
			Sections	Enrollment	Sections	Enrollment				
NEXT 622	Teaching Medical Histology	Health Science Center	1	1			1	1	1	1.000
NEXT 681	Seminar	Health Science Center			1	3	1	1	3	3.000
Department Total			1	1	1	3	2	2	4	

**History of Courses Taught
2018-19**


**Course Inventory College Medicine
Course Department OBGY**



			Fall 2018		Spring 2019		Total Sections	TSecs	Total Enrollment	Average Enrollment
			Sections	Enrollment	Sections	Enrollment				
OBGY 800	Obstetrics & Gynclgy Clerkship	Health Science Center	16	85	17	94	16	16	179	11.188
OBGY 802	Obstetrics & Gynecology	Health Science Center	1	5	1	3	1	1	8	8.000
OBGY 803	Gynecological Oncology	Health Science Center	1	1	1	4	1	1	5	5.000
OBGY 804	Maternal-Fetal Medicine	Health Science Center	1	3	1	2	1	1	5	5.000
OBGY 805	Reproductive Endocrinology	Health Science Center	1	1	1	5	1	1	6	6.000
OBGY 807	Clinical Research - Ob/Gyn	Health Science Center			1	2	1	1	2	2.000
OBGY 809	Obstetrics & Gynecology	Health Science Center	1	1	1	1	1	1	2	2.000
OBGY 810	Reproductive Endocrinology	Health Science Center			1	1	1	1	1	1.000
Department Total			21	96	24	112	23	23	208	

**History of Courses Taught
2018-19**


**Course Inventory College Medicine
Course Department PATH**



			Fall 2018		Spring 2019		Total Sections	TSecs	Total Enrollment	Average Enrollment
			Sections	Enrollment	Sections	Enrollment				
MPAT 801	Anatomic & Clinical Pathology	Health Science Center	1	1			1	1	1	1.000
MPAT 802	Anatomic & Clinical Pathology	Health Science Center	1	2	1	8	1	1	10	10.000
MPAT 803	Anatomic & Clinical Pathology	Health Science Center			1	8	1	1	8	8.000
MPAT 804	Anatomic & Clinical Pathology	Health Science Center	1	1	1	5	1	1	6	6.000
Department Total			3	4	3	21	4	4	25	

**History of Courses Taught
2018-19**

**Course Inventory College Medicine
Course Department SURG**



			Fall 2018		Spring 2019		Total Sections	TSecs	Total Enrollment	Average Enrollment
			Sections	Enrollment	Sections	Enrollment				
SURG 800	Surgery Clerkship	Health Science Center	8	87	7	72	7	7	159	22.714
SURG 802	Otolaryngology	Health Science Center			1	1	1	1	1	1.000
SURG 806	Orthopedic Surgery	Health Science Center	1	1	1	1	1	1	2	2.000
SURG 807	Plastic Surgery	Health Science Center			1	3	1	1	3	3.000
SURG 808	Orthopedic Surgery	Health Science Center	1	4	1	11	1	1	15	15.000
SURG 810	Oral/Maxillofacial Surgery	Health Science Center	1	1	1	5	1	1	6	6.000
SURG 811	Neurosurgery	Health Science Center	1	4	1	6	1	1	10	10.000
SURG 814	Cardiothoracic Surgery	Health Science Center	1	2	1	8	1	1	10	10.000
SURG 815	Urology	Health Science Center			1	7	1	1	7	7.000
SURG 816	General Surgery Ai	Health Science Center	1	4	1	9	1	1	13	13.000
SURG 817	Vascular Surgery	Health Science Center			1	7	1	1	7	7.000
SURG 818	Surgical Intensive Care Unit	Health Science Center	1	4	1	7	1	1	11	11.000
SURG 819	Abdominal Transplant Surgery	Health Science Center			1	3	1	1	3	3.000
SURG 820	Ent Surgery Elective	Health Science Center	1	2	1	3	1	1	5	5.000
SURG 821	Acute Care Surgery	Health Science Center	1	1	1	2	1	1	3	3.000
SURG 823	Liver/Kidney Transplantation	Health Science Center			1	8	1	1	8	8.000
SURG 824	Neurosurgery	Health Science Center	1	1	1	3	1	1	4	4.000
SURG 825	Surgical Icu	Health Science Center	1	5	1	5	1	1	10	10.000
SURG 826	General Orthopedics	Health Science Center	1	5	1	9	1	1	14	14.000
SURG 827	Urology	Health Science Center	1	1	1	4	1	1	5	5.000
SURG 828	Cardiovascular & Thoracic Surg	Health Science Center			1	1	1	1	1	1.000
SURG 829	Surgical Intensive Care Unit	Health Science Center	1	4	1	23	1	1	27	27.000
SURG 830	Otolaryngology	Health Science Center	1	1	1	2	1	1	3	3.000
SURG 831	General Surgery Ai	Health Science Center	1	2	1	4	1	1	6	6.000
SURG 832	Cardiovascular & Thoracic Surg	Health Science Center			1	3	1	1	3	3.000
SURG 833	Clinical Ophthalmology	Health Science Center			1	1	1	1	1	1.000
SURG 834	Plastic Surgery	Health Science Center			1	1	1	1	1	1.000
SURG 835	Orthopedic Surg/Sports Med	Health Science Center	1	1	1	2	1	1	3	3.000
SURG 836	Orthopedic Surg/Sports Med	Health Science Center	1	1	1	1	1	1	2	2.000
SURG 837	Urology	Health Science Center	1	2	1	6	1	1	8	8.000
SURG 839	Surgical Intensive Care Unit	Health Science Center	1	9			1	1	9	9.000
SURG 841	Surgical Oncology	Health Science Center			1	2	1	1	2	2.000
SURG 843	Genitourinary Surgery	Health Science Center			1	1	1	1	1	1.000

**History of Courses Taught
2018-19**

**Course Inventory College Medicine
Course Department SURG**



			Fall 2018		Spring 2019		Total Sections	TSecs	Total Enrollment	Average Enrollment
			Sections	Enrollment	Sections	Enrollment				
SURG 844	Cardiothoracic Surgery	Health Science Center	1	1	1	6	1	1	7	7.000
SURG 845	Transplant Surgery	Health Science Center	1	1	1	4	1	1	5	5.000
SURG 846	General Surgery Ai	Health Science Center	1	10	1	7	1	1	17	17.000
SURG 847	Oral/Maxillofacial Surgery	Health Science Center			1	3	1	1	3	3.000
SURG 848	Ophthalmology	Health Science Center	1	3	1	12	1	1	15	15.000
SURG 849	Pediatric Surgery	Health Science Center	1	1	1	14	1	1	15	15.000
SURG 850	Orthopedic Surgery	Health Science Center	1	4	1	2	1	1	6	6.000
SURG 852	Otolaryngology	Health Science Center	1	2	1	12	1	1	14	14.000
SURG 853	Podiatry	Health Science Center			1	1	1	1	1	1.000
SURG 855	Plastic Surgery	Health Science Center			1	3	1	1	3	3.000
SURG 856	Urology	Health Science Center	1	2	1	8	1	1	10	10.000
SURG 857	Ophthalmology-Retina	Health Science Center	1	1	1	4	1	1	5	5.000
Department Total			37	167	50	297	51	51	464	

**History of Courses Taught
Academic Year 2018-19**



Course Inventory College: **Nursing**

**History of Courses Taught
2018-19**


**Course Inventory College Nursing
Course Department CLNU**



			Fall 2018		Spring 2019		Summer 2019		Total Sections	TSecs	Total Enrollment	Average Enrollment
			Sections	Enrollment	Sections	Enrollment	Sections	Enrollment				
NURS 305	Nursing Dimensions & Informati	Health Science Center	1	23	2	93	1	54	1	1	170	170.000
NURS 312	Intro to Pathophysiology	Health Science Center	2	49	2	70			2	2	119	59.500
NURS 313	Nursing Fundamentals	Health Science Center	2	72	2	70			2	2	142	71.000
NURS 314	Health Assessment	Health Science Center	2	72	2	70			2	2	142	71.000
NURS 315	Nursing and the Aged	Health Science Center	2	75	2	98	2	43	2	2	216	108.000
NURS 316	Pharmacology Principles	Health Science Center	2	72	2	71			2	2	143	71.500
NURS 320	Adult Nursing I	Health Science Center	1	27	2	71	2	44	1	1	142	142.000
NURS 323	Nrsng Care of Women, Fam	Health Science Center	2	49	2	71			2	2	120	60.000
NURS 411	Evidence-Based Prac for Nurses	Health Science Center	1	48	1	26	2	70	1	1	144	144.000
NURS 412	Care of Mental Hlth Clients	Health Science Center	2	69			2	50	2	2	119	59.500
NURS 413	Nursingcare of Children Famili	Health Science Center	2	46	2	71	1	28	2	2	145	72.500
NURS 420	Adult Nursing II	Health Science Center	2	67	2	48	1	26	2	2	141	70.500
NURS 421	Care of Community Hlth Clients	Health Science Center	2	68	2	70			2	2	138	69.000
NURS 424	Professional Issues	Health Science Center	1	22	2	140			1	1	162	162.000
NURS 430	Trans Into Prof Nurs Practice	Health Science Center	1	22	2	68	2	47	1	1	137	137.000
NURS 434	Case Stud Patient Safty & Qual	Health Science Center	2	52			2	111	2	2	163	81.500
NURS 460	Nurs Dimensns & Inform Rn	Health Science Center			2	30	2	34	2	2	64	32.000
NURS 461	Appl Evid Based Pract for Rn	Health Science Center			2	30	2	34	2	2	64	32.000
NURS 462	Path & Pharm for the Rn	Health Science Center	1	33			1	30	1	1	63	63.000
NURS 463	Health Assess for the Rn	Health Science Center			1	57			1	1	57	57.000
NURS 464	Hlth Prom Across Lspan for Rn	Health Science Center	2	59					2	2	59	29.500
NURS 465	Care of the Older Adult for Rn	Health Science Center			1	31	1	31	1	1	62	62.000
NURS 466	Community Health for the Rn	Health Science Center			1	62			1	1	62	62.000
NURS 467	Leadership & Mgmt for the Rn	Health Science	3	63					3	3	63	21.000

**History of Courses Taught
2018-19**

**Course Inventory College Nursing
Course Department CLNU**



			Fall 2018		Spring 2019		Summer 2019		Total Sections	TSecs	Total Enrollment	Average Enrollment
			Sections	Enrollment	Sections	Enrollment	Sections	Enrollment				
		Center										
NURS 468	Prof Pract Issues for Rn	Health Science Center			2	62			2	2	62	31.000
NURS 601	Foundations of Fors	Health Science Center					1	8	1	1	8	8.000
NURS 602	Victimology: Cln Impl and Appl	Health Science Center			1	3			1	1	3	3.000
NURS 603	Justice Today Prevention Tomrw	Health Science Center					1	3	1	1	3	3.000
NURS 612	Human Trafficking	Health Science Center					1	4	1	1	4	4.000
NURS 615	Forensic Mental Health	Health Science Center					1	4	1	1	4	4.000
NURS 617	Advanced Pathophysiology	Health Science Center	1	27	1	17	1	9	1	1	53	53.000
NURS 618	Advanced Pharmacology	Health Science Center	1	6			1	13	1	1	19	19.000
NURS 621	Diagnostics & Procedures	Health Science Center	1	6					1	1	6	6.000
NURS 622	Primary Care of Families I	Health Science Center			1	4			1	1	4	4.000
NURS 623	Primary Care of Families II	Health Science Center	1	18					1	1	18	18.000
NURS 624	Primary Care of Families III	Health Science Center			1	18	1	6	1	1	24	24.000
NURS 630	Teaching and Learning Theory	Health Science Center	1	14			1	10	1	1	24	24.000
NURS 632	Assess & Eval for Hc Prof	Health Science Center			1	14			1	1	14	14.000
NURS 633	Teaching Strat Hlth Care Prof	Health Science Center	1	12					1	1	12	12.000
NURS 634	Teaching Practicum	Health Science Center			1	9			1	1	9	9.000
NURS 638	Adv Clinical Pract & Project	Health Science Center	1	8					1	1	8	8.000
NURS 651	Hlthcare Qual Improv and Info	Health Science Center	1	20			1	23	1	1	43	43.000
NURS 652	Scholarship: Integ & App	Health Science Center	1	21	1	25			1	1	46	46.000
NURS 653	Advanced Hlth Assesment	Health Science Center	1	6	1	25			1	1	31	31.000
NURS 654	Clin Prevent & Pop Hlth	Health Science Center			1	25	1	22	1	1	47	47.000
NURS 656	Leadership & Health Policy II	Health Science Center	1	19	1	23			1	1	42	42.000
Department Total			44	1,145	46	1,472	31	704	63	63	3,321	

**History of Courses Taught
Academic Year 2018-19**



Course Inventory College: **Other**

**History of Courses Taught
2018-19**


**Course Inventory College Other
Course Department AERS**



			Fall 2018		Spring 2019		Total Sections	TSecs	Total Enrollment	Average Enrollment
			Sections	Enrollment	Sections	Enrollment				
AERS 101	Foundations of the Usaf	College Station	7	277			7	7	277	39.571
AERS 102	Foundations of the Usaf	College Station			6	234	6	6	234	39.000
AERS 105	Afrotc Leadership Lab	College Station	10	636			10	10	636	63.600
AERS 106	Afrotc Leadership Lab	College Station			6	468	6	6	468	78.000
AERS 201	Evol of Air&Space Power	College Station	7	242			7	7	242	34.571
AERS 202	Evol of Air&Space Power	College Station			6	111	6	6	111	18.500
AERS 303	Air Force Ldrshp Studies	College Station	4	84			4	4	84	21.000
AERS 304	Air Force Ldrshp Studies	College Station			4	79	4	4	79	19.750
AERS 403	Natl Security Affairs	College Station	3	81			3	3	81	27.000
AERS 404	Natl Security Affairs	College Station			3	75	3	3	75	25.000
AERS 485	Directed Studies	College Station	1	28	2	20	1	1	48	48.000
Department Total			32	1,348	27	987	57	57	2,335	

**History of Courses Taught
2018-19**

**Course Inventory College Other
Course Department ASCX**



			Fall 2018		Spring 2019		Summer 2019		Total Sections	TSecs	Total Enrollment	Average Enrollment
			Sections	Enrollment	Sections	Enrollment	Sections	Enrollment				
ASCC 001	Basic Math Skills	College Station	10	148	10	105	2	18	10	10	271	27.100
		Galveston	1	37	3	19	1	2	1	1	58	58.000
ASCC 004	Reading/Writing Connection	College Station	4	34	3	13	2	4	4	4	51	12.750
		Galveston	1	10	2	5	1	5	1	1	20	20.000
ASCC 005	Fundamental Academic Skills	College Station			1	37	2	12	1	1	49	49.000
ASCC 101	Appl of Learning Theory	College Station	4	78	2	42			4	4	120	30.000
		Qatar	1	21	1	9			1	1	30	30.000
ASCC 289	Special Topics in	Qatar	4	50	3	43	1	13	4	4	106	26.500
Department Total			25	378	25	273	9	54	26	26	705	

**History of Courses Taught
2018-19**


**Course Inventory College Other
Course Department MLSC**



			Fall 2018		Spring 2019		Total Sections	TSecs	Total Enrollment	Average Enrollment
			Sections	Enrollment	Sections	Enrollment				
MLSC 121	Intro to the US Army I	College Station	18	189			18	18	189	10.500
MLSC 122	Intro to the US Army II	College Station			15	181	15	15	181	12.067
MLSC 221	Tactics & Ldrshp Thry I	College Station	6	174			6	6	174	29.000
MLSC 222	Tactics & Ldrshp Thry II	College Station			12	110	12	12	110	9.167
MLSC 321	Adaptive Ldrship I	College Station	8	112			8	8	112	14.000
MLSC 322	Adaptive Ldrship II	College Station			6	88	6	6	88	14.667
MLSC 421	The Army Officer I	College Station	7	123			7	7	123	17.571
MLSC 422	The Army Officer II	College Station			7	125	7	7	125	17.857
MLSC 485	Directed Studies	College Station	3	44	3	29	3	3	73	24.333
SOMS 111	Prin Acad & Personal Dev	College Station	17	616	1	6	17	17	622	36.588
Department Total			59	1,258	44	539	99	99	1,797	

**History of Courses Taught
2018-19**

**Course Inventory College Other
Course Department MLSX**



			Fall 2018		Spring 2019		Total Sections	TSecs	Total Enrollment	Average Enrollment
			Sections	Enrollment	Sections	Enrollment				
SOMS 180	Srvy Prfrmnce Trng Mthds	College Station	3	68			3	3	68	22.667
SOMS 280	Fndmtls Peer Leadership	College Station			15	584	15	15	584	38.933
SOMS 289	Special Topics in	College Station			14	559	14	14	559	39.929
SOMS 380	Wrkshp in Leadership Ed	College Station	14	190			14	14	190	13.571
SOMS 381	Wrkshp Leadership Ed II	College Station			15	220	15	15	220	14.667
SOMS 481	Seminar	College Station	12	196			12	12	196	16.333
SOMS 482	Seminar	College Station			9	123	9	9	123	13.667
SOMS 485	Directed Studies	College Station	2	6	6	87	2	2	93	46.500
Department Total			31	460	59	1,573	84	84	2,033	

**History of Courses Taught
2018-19**

**Course Inventory College Other
Course Department NVSC**



			Fall 2018		Spring 2019		Summer 2019		Total Sections	TSecs	Total Enrollment	Average Enrollment
			Sections	Enrollment	Sections	Enrollment	Sections	Enrollment				
NVSC 101	Intro to Naval Science	College Station	6	214					6	6	214	35.667
		Galveston	1	15	1	5			1	1	20	20.000
NVSC 205	Naval Sea Power	College Station			5	182			5	5	182	36.400
NVSC 210	Ldrship & Management I	College Station	4	169					4	4	169	42.250
NVSC 301	Navigation	College Station			2	42			2	2	42	21.000
NVSC 303	Evol of Warfare I	College Station			2	38			2	2	38	19.000
NVSC 320	Naval Ships Sys I Engr	College Station	2	38					2	2	38	19.000
		Galveston	1	7					1	1	7	7.000
NVSC 401	Naval Ship Systems II	College Station			2	33			2	2	33	16.500
		Galveston			1	3			1	1	3	3.000
NVSC 402	Leadership & Mgmt II	Galveston	1	5	1	20			1	1	25	25.000
		College Station			2	48			2	2	48	24.000
NVSC 404	Naval Ops & Seamanship	College Station	2	32					2	2	32	16.000
		Galveston	1	4					1	1	4	4.000
NVSC 410	Fundamentals Maneuver Warfare	College Station	1	24					1	1	24	24.000
NVSC 485	Directed Studies	College Station	2	34	3	34			2	2	68	34.000
		Galveston			1	1	2	5	1	1	6	6.000
Department Total			21	542	20	406	2	5	36	36	953	

**History of Courses Taught
2018-19**


**Course Inventory College Other
Course Department SABX**



			Fall 2018		Spring 2019		Summer 2019		Total Sections	TSecs	Total Enrollment	Average Enrollment
			Sections	Enrollment	Sections	Enrollment	Sections	Enrollment				
SABR 300	Study Abroad	College Station			1	1	3	47	1	1	48	48.000
SABR 399	Study Abroad	College Station	1	1	1	2	3	27	1	1	30	30.000
Department Total			1	1	2	3	6	74	2	2	78	

**History of Courses Taught
2018-19**

**Course Inventory College Other
Course Department UGPX**



			Fall 2018		Spring 2019		Summer 2019		Total Sections	TSecs	Total Enrollment	Average Enrollment
			Sections	Enrollment	Sections	Enrollment	Sections	Enrollment				
UGST 182	Topics in Undergrad Stud	Qatar	1	40					1	1	40	40.000
UGST 211	Uscholar Personal Statement	College Station	1	11					1	1	11	11.000
UGST 311	Uscholar Exploration Series	College Station	2	18	2	3			2	2	21	10.500
UGST 405	Thesis Writing	College Station			1	9			1	1	9	9.000
		Galveston			1	1			1	1	1	1.000
UGST 484	Internship	College Station	2	6					2	2	6	3.000
UGST 492	Coop in Public Policy	College Station	2	15	3	19	2	8	2	2	42	21.000
UGST 497	Capstone	College Station	4	8	4	8			4	4	16	4.000
Department Total			12	98	11	40	2	8	14	14	146	


History of Courses Taught
Academic Year 2018-19



Course Inventory College: **Pharmacy**

**History of Courses Taught
2018-19**

**Course Inventory College Pharmacy
Course Department CLCP**



			Fall 2018		Spring 2019		Summer 2019		Total Sections	TSecs	Total Enrollment	Average Enrollment
			Sections	Enrollment	Sections	Enrollment	Sections	Enrollment				
PHAR 601	Forum/Stdnt Portfolios/Pd I	Health Science Center			2	106			2	2	106	53.000
PHAR 605	Ippe I:intro Phar Practice Exp	Health Science Center	2	108					2	2	108	54.000
PHAR 606	Ippe Ii:intro Phar Prac Exp	Health Science Center			2	106			2	2	106	53.000
PHAR 610	Principles Drug Action I	Health Science Center	2	108					2	2	108	54.000
PHAR 611	Principles Drug Action II	Health Science Center			2	106			2	2	106	53.000
PHAR 626	Human Physiology	Health Science Center	2	108					2	2	108	54.000
PHAR 627	Biochemistry	Health Science Center	2	108					2	2	108	54.000
PHAR 628	Research Methods/Biostatistics	Health Science Center			2	106			2	2	106	53.000
PHAR 641	Pharmaceutical Calculations	Health Science Center	2	108					2	2	108	54.000
PHAR 642	Pharmaceutics I	Health Science Center			2	106			2	2	106	53.000
PHAR 656	Health Care Systems	Health Science Center	2	108					2	2	108	54.000
PHAR 657	Pharmacy Law Ethics	Health Science Center			2	106			2	2	106	53.000
PHAR 658	Pub Health & Pharmacoepi	Health Science Center			2	106			2	2	106	53.000
PHAR 671	Clinical Communications	Health Science Center	2	108					2	2	108	54.000
PHAR 672	Introduction to Patient Care	Health Science Center	2	108			1	5	2	2	113	56.500
PHAR 673	Self-Care and Non-Prescrip Med	Health Science Center			2	106			2	2	106	53.000
PHAR 701	Forum/Stdnt Portfolios/Pd II	Health Science Center			2	116			2	2	116	58.000
PHAR 705	Ippe Iii:comm Pharm Practice	Health Science Center	2	58	2	59			2	2	117	58.500
PHAR 706	Ippe:inst Phar Practiceexp	Health Science Center	2	58	2	57			2	2	115	57.500
PHAR 710	Elytes, Acid-Base, Anmias & Kd	Health Science Center	2	116					2	2	116	58.000
PHAR 711	Ipt Ii:cardiovascular Diseases	Health Science Center	2	116			2	5	2	2	121	60.500
PHAR 712	Ipt Iii:endocrinology Metabo	Health Science Center			2	116			2	2	116	58.000
PHAR 713	Ipt Iv: Neurology Pain Mgmt	Health Science Center			2	116			2	2	116	58.000
PHAR 714	Ipt Recitation/Rounds I	Health Science	2	116					2	2	116	58.000

**History of Courses Taught
2018-19**

**Course Inventory College Pharmacy
Course Department CLCP**



			Fall 2018		Spring 2019		Summer 2019		Total Sections	TSecs	Total Enrollment	Average Enrollment
			Sections	Enrollment	Sections	Enrollment	Sections	Enrollment				
		Center										
PHAR 715	Ipt Recitation/Rounds II	Health Science Center			2	116			2	2	116	58.000
PHAR 720	Intro to Academic Pharmacy	Health Science Center			2	15			2	2	15	7.500
PHAR 721	Nutr, Vitamins, Comp & Alt Med	Health Science Center	2	116					2	2	116	58.000
PHAR 726	Microbiology/Immunology	Health Science Center			2	116			2	2	116	58.000
PHAR 734	Appld Drg Mtblsm in Phrmethrpy	Health Science Center			2	8			2	2	8	4.000
PHAR 741	Pharmaceutics II	Health Science Center	2	116					2	2	116	58.000
PHAR 742	Basic Pharmacokinetics	Health Science Center	2	116			2	5	2	2	121	60.500
PHAR 745	Licit & Illicit Drg Use	Health Science Center			2	30			2	2	30	15.000
PHAR 757	Pharmacy Mgmt and Pharnecon	Health Science Center			2	116			2	2	116	58.000
PHAR 763	Geriatric Care	Health Science Center	1	5					1	1	5	5.000
PHAR 764	Utah School on Alcoholism	Health Science Center	2	11	2	6			2	2	17	8.500
PHAR 765	Pediatric Pharmacotherapy	Health Science Center			2	32			2	2	32	16.000
PHAR 766	Landmark Studies	Health Science Center	1	7	2	15			1	1	22	22.000
PHAR 771	Spanish for Pharmacists	Health Science Center	1	22	2	12			1	1	34	34.000
PHAR 777	Sterile Products/IV Admixtures	Health Science Center	2	116					2	2	116	58.000
PHAR 778	Drug Lit Eval Patient Drugged	Health Science Center			2	116			2	2	116	58.000
PHAR 779	Adv Diabetes Care and Mgmt	Health Science Center			2	13			2	2	13	6.500
PHAR 785	Independent Study	Health Science Center	3	12	7	21	1	1	3	3	34	11.333
PHAR 789	Special Topics	Health Science Center	5	24	3	14			5	5	38	7.600
PHAR 801	Forum/Stdntportfolios/Pd III	Health Science Center			2	109			2	2	109	54.500
PHAR 804	Grand Rnds I Capstone	Health Science Center	2	110					2	2	110	55.000
PHAR 805	Grand Rounds II Capstone	Health Science Center			2	110			2	2	110	55.000
PHAR 810	Ipt V:psychiatry Addiction	Health Science Center	2	109					2	2	109	54.500

**History of Courses Taught
2018-19**

**Course Inventory College Pharmacy
Course Department CLCP**



			Fall 2018		Spring 2019		Summer 2019		Total Sections	TSecs	Total Enrollment	Average Enrollment
			Sections	Enrollment	Sections	Enrollment	Sections	Enrollment				
PHAR 811	Crtcl Care, Gi, Pulm, Rheum,	Health Science Center	2	109					2	2	109	54.500
PHAR 812	Ipt Vii: Infectious Diseases	Health Science Center			2	109			2	2	109	54.500
PHAR 813	Ipt Viii: Onc, Trnsplt, Genome	Health Science Center			2	109			2	2	109	54.500
PHAR 814	Ipt Recitation/ Rounds III	Health Science Center	2	109					2	2	109	54.500
PHAR 815	Ipt Recitation/Rounds IV	Health Science Center			2	109			2	2	109	54.500
PHAR 820	Appe: Elective I	Health Science Center	6	61	4	11	4	41	4	4	113	28.250
PHAR 821	Appe: Elective II	Health Science Center	5	53	6	55	3	3	5	5	111	22.200
PHAR 822	Appe: Elective III	Health Science Center	1	1	3	5			1	1	6	6.000
PHAR 841	Toxicology Poison Mgmt	Health Science Center	2	109					2	2	109	54.500
PHAR 842	Patient Assessment	Health Science Center	2	109					2	2	109	54.500
PHAR 870	Appe: Administration	Health Science Center			1	1			1	1	1	1.000
PHAR 871	Pharmaceutical Care Lab	Health Science Center			2	109			2	2	109	54.500
PHAR 872	Social-Behavaspects of Ptcare	Health Science Center	2	109					2	2	109	54.500
PHAR 873	Pharmacy Professionalism	Health Science Center			2	109			2	2	109	54.500
PHAR 875	Clinical Pharmacokinetics	Health Science Center			2	109			2	2	109	54.500
PHAR 876	Appe:acute Care GnrI Med	Health Science Center	6	45	6	40	4	26	6	6	111	18.500
PHAR 877	Appe: Ambulatory Care	Health Science Center	6	58	6	31	4	23	6	6	112	18.667
PHAR 878	Appe: Community Practice	Health Science Center	6	48	5	19	4	37	6	6	104	17.333
PHAR 879	Appe:hospital/Hlth Sys Pharm	Health Science Center	6	49	6	35	4	25	6	6	109	18.167
Department Total			97	2,952	113	3,012	29	171	152	152	6,135	

History of Courses Taught
Academic Year 2018-19



Course Inventory College: **Public Health**

History of Courses Taught Course Inventory College Public Health 2018-19 Course Department CLPH




			Fall 2018		Spring 2019		Summer 2019		Total Sections	TSecs	Total Enrollment	Average Enrollment
			Sections	Enrollment	Sections	Enrollment	Sections	Enrollment				
PHLT 289	Special Topics in	Health Science Center	1	29					1	1	29	29.000
PHLT 301	Orient to Public Health	Health Science Center	2	179					2	2	179	89.500
PHLT 302	Foundations Public Health	Health Science Center	2	206	2	283	1	14	2	2	503	251.500
PHLT 303	Soc Dynamics Pop Hlth	Health Science Center	2	153	2	147	1	37	2	2	337	168.500
PHLT 304	Bio Basis of Public Hlth	Health Science Center	2	149	1	101			2	2	250	125.000
PHLT 305	Epidemiology Public Health	Health Science Center	2	131	2	148	1	45	2	2	324	162.000
PHLT 307	Public Hlth in Global Context	Health Science Center	2	164	2	162			2	2	326	163.000
PHLT 309	Population Hlth Promotion	Health Science Center	1	97	2	126			1	1	223	223.000
PHLT 310	Public Health Writing	Health Science Center	4	81	3	77			4	4	158	39.500
PHLT 311	Narrative Approach Public Hlth	Health Science Center	2	49	5	83			2	2	132	66.000
PHLT 313	Hlth Care Public Hlth Systems	Health Science Center	2	111	1	81			2	2	192	96.000
PHLT 314	Pub Hlth Data Mgt Assmnt I	Health Science Center	3	89	2	63			3	3	152	50.667
PHLT 315	Pub Hlth Data Mgt Assmnt II	Health Science Center	2	68	3	70			2	2	138	69.000
PHLT 330	Env & Public Health	Health Science Center	1	140	2	147	1	46	1	1	333	333.000
PHLT 331	Occ Safety & Hlth 1	Health Science Center	1	45					1	1	45	45.000
PHLT 333	Accident Investigation	Health Science Center			1	67			1	1	67	67.000
PHLT 410	Public Health Comm	Health Science Center	2	92	1	53			2	2	145	72.500
PHLT 411	Project Mgmt Public Health	Health Science Center	2	105	2	69			2	2	174	87.000
PHLT 412	Health Advocacy & Policy	Health Science Center			2	134			2	2	134	67.000
PHLT 415	Emerg Mgmt Public Health	Health Science Center			3	104			3	3	104	34.667
PHLT 432	Human Fetrs and Ergo Hlth Sfty	Health Science Center	1	24					1	1	24	24.000
PHLT 434	Project Cost Benefit and Econ	Health Science Center			1	47			1	1	47	47.000
PHLT 441	Strat Pop Health Improvmnt	Health Science Center	1	57	3	74			1	1	131	131.000
PHLT 445	Applications of Public Health	Health Science	1	46	3	74			1	1	120	120.000

**History of Courses Taught Course Inventory College Public Health
2018-19 Course Department CLPH**




			Fall 2018		Spring 2019		Summer 2019		Total Sections	TSecs	Total Enrollment	Average Enrollment
			Sections	Enrollment	Sections	Enrollment	Sections	Enrollment				
		Center										
PHLT 470	Global Public Hlth Sys Prac Ex	Health Science Center					1	17	1	1	17	17.000
PHLT 484	Phlt Studies Field Experience	Health Science Center			1	1	1	3	1	1	4	4.000
PHLT 485	Directed Studies	Health Science Center	5	8	7	8	4	20	5	5	36	7.200
PHLT 489	Special Topics in	Health Science Center			3	38			3	3	38	12.667
PHLT 491	Research	Health Science Center	2	2	3	6	1	1	2	2	9	4.500
SOPH 601	Think Popl Publ Hlth Mindset	Health Science Center	3	106					3	3	106	35.333
SOPH 602	Inv & Cntrl Acute Publ Hlth Ev	Health Science Center	8	105					8	8	105	13.125
SOPH 603	Assess & Interv Wicked Prob	Health Science Center	8	105					8	8	105	13.125
SOPH 604	Framg & Persus Pub Hlth Pub Sp	Health Science Center			3	103			3	3	103	34.333
SOPH 670	Global Public Hlth Sys Prac Ex	Health Science Center					1	2	1	1	2	2.000
SOPH 676	Prof Dev Sem Public Hlth Teach	Health Science Center	1	6					1	1	6	6.000
SOPH 680	Public Health Capstone	Health Science Center	3	8	8	86			3	3	94	31.333
Department Total			66	2,355	68	2,352	12	185	82	82	4,892	

History of Courses Taught Course Inventory College Public Health 2018-19 Course Department HPCH




			Fall 2018		Spring 2019		Summer 2019		Total Sections	TSecs	Total Enrollment	Average Enrollment
			Sections	Enrollment	Sections	Enrollment	Sections	Enrollment				
HPCH 603	Soc Behav Determnts of Hlth	Health Science Center	3	43			2	21	3	3	64	21.333
HPCH 604	Social Ecology Hlth Behavior	Health Science Center	1	5					1	1	5	5.000
HPCH 605	Social Behav Research Methods	Health Science Center			2	22			2	2	22	11.000
HPCH 607	Bio Basis of Hlth & Com Dis	Health Science Center			2	18			2	2	18	9.000
HPCH 610	Community Org Assessment	Health Science Center	2	19	2	21			2	2	40	20.000
HPCH 611	Program Planning	Health Science Center	1	3	2	20			1	1	23	23.000
HPCH 613	Program Evaluation	Health Science Center	1	17	1	5			1	1	22	22.000
HPCH 625	Hlth Refugees & Displaced Pop	Health Science Center	1	3					1	1	3	3.000
HPCH 637	Principles of Hlth Prg Mgmt	Health Science Center	2	22					2	2	22	11.000
HPCH 640	Diet & Life Int Ob, Diab, & Cd	Health Science Center			3	15			3	3	15	5.000
HPCH 641	Coaching Hlth Behavior Change	Health Science Center					3	12	3	3	12	4.000
HPCH 670	Sem in History&Context of Ph	Health Science Center	1	13					1	1	13	13.000
HPCH 671	Smnr in Public Health Theory	Health Science Center			1	6			1	1	6	6.000
HPCH 672	Smnr:public Hlth Interventions	Health Science Center			1	6			1	1	6	6.000
HPCH 684	Practicum	Health Science Center	2	2	2	3	2	11	2	2	16	8.000
HPCH 685	Directed Study	Health Science Center	4	4	4	5	5	5	4	4	14	3.500
HPCH 686	Directed Research	Health Science Center	3	3	2	2	2	2	3	3	7	2.333
HPCH 689	Sptp: Soc Behav Hlth	Health Science Center	1	10	1	1	1	6	1	1	17	17.000
HPCH 691	Thesis	Health Science Center	2	2	1	1			2	2	3	1.500
HPCH 791	Doctoral Capstone	Health Science Center	3	3	2	2	1	1	3	3	6	2.000
Department Total			27	149	26	127	16	58	39	39	334	

History of Courses Taught Course Inventory College Public Health 2018-19 Course Department PHEB




			Fall 2018		Spring 2019		Summer 2019		Total Sections	TSecs	Total Enrollment	Average Enrollment
			Sections	Enrollment	Sections	Enrollment	Sections	Enrollment				
PHEB 600	Fundamentals of Epidemiology	Health Science Center	2	7	1	4			2	2	11	5.500
PHEB 602	Biostatistics I	Health Science Center	3	55	2	8			3	3	63	21.000
PHEB 603	Biostatistics II	Health Science Center			2	58			2	2	58	29.000
PHEB 605	Epidemiologic Methods I	Health Science Center			2	48			2	2	48	24.000
PHEB 606	Survival Analysis	Health Science Center			2	12			2	2	12	6.000
PHEB 609	Categorical Data Analysis	Health Science Center	2	53					2	2	53	26.500
PHEB 612	Data Management/Computing	Health Science Center			3	49			3	3	49	16.333
PHEB 614	Analysis of Lngtdnl Multi Data	Health Science Center			3	11			3	3	11	3.667
PHEB 615	Disaster Epidemiology	Health Science Center	1	14					1	1	14	14.000
PHEB 619	Infectious Disease Epi	Health Science Center			1	17			1	1	17	17.000
PHEB 620	Cancer Epidemiology	Health Science Center	3	32					3	3	32	10.667
PHEB 621	Foundation Maternal Child Hlth	Health Science Center			1	9			1	1	9	9.000
PHEB 622	Reproductive Perinatal Epi	Health Science Center					2	20	2	2	20	10.000
PHEB 624	Social Epidemiology	Health Science Center			2	11	2	20	2	2	31	15.500
PHEB 627	Chronic Disease Epidemiology	Health Science Center			1	4			1	1	4	4.000
PHEB 684	Practicum	Health Science Center	2	6	3	18	4	38	2	2	62	31.000
PHEB 689	Special Topics	Health Science Center	5	42	1	4	2	7	5	5	53	10.600
PHEB 791	Doctoral Capstone	Health Science Center	5	8	5	8	1	3	5	5	19	3.800
Department Total			23	217	29	261	11	88	42	42	566	

History of Courses Taught Course Inventory College Public Health 2018-19 Course Department PHEO



			Fall 2018		Spring 2019		Summer 2019		Total Sections	TSecs	Total Enrollment	Average Enrollment
			Sections	Enrollment	Sections	Enrollment	Sections	Enrollment				
PHEO 600	Principles of Env/Occ Hlth	Health Science Center	4	51	3	18			4	4	69	17.250
PHEO 605	Chemical Hazrd Risk Assessment	Health Science Center	1	20					1	1	20	20.000
PHEO 610	Basic Environmental Toxicology	Health Science Center			1	18			1	1	18	18.000
PHEO 612	Int'l Environmental Hlth	Health Science Center			2	10			2	2	10	5.000
PHEO 613	Intro Environ Hlth Disparities	Health Science Center	2	13					2	2	13	6.500
PHEO 615	Environmental Measurement	Health Science Center			1	3			1	1	3	3.000
PHEO 618	Occupational Safety	Health Science Center	1	18					1	1	18	18.000
PHEO 630	Environ/Occuptnl Diseases	Health Science Center	1	26					1	1	26	26.000
PHEO 640	Industrial Hygiene	Health Science Center			1	16			1	1	16	16.000
PHEO 645	Hlth Safety at Haz Wst Sites	Health Science Center			1	8			1	1	8	8.000
PHEO 650	Risk Assessment I	Health Science Center			1	21			1	1	21	21.000
PHEO 655	Human Fctrs Behav-Based Sfty	Health Science Center			1	20			1	1	20	20.000
PHEO 674	Env & Occ Hlth Research Method	Health Science Center	1	3					1	1	3	3.000
PHEO 676	Environ Sustain Public Hlth	Health Science Center	1	6					1	1	6	6.000
PHEO 678	Occupational Biomechanics	Health Science Center	1	12					1	1	12	12.000
PHEO 679	Ergnms of Upper Extremities	Health Science Center			1	12			1	1	12	12.000
PHEO 681	Eoh Seminar	Health Science Center			1	6			1	1	6	6.000
PHEO 682	Industrial & System Safety	Health Science Center	1	8					1	1	8	8.000
PHEO 684	Practicum	Health Science Center	2	3	2	3	3	15	2	2	21	10.500
PHEO 685	Directed Studies	Health Science Center	2	2	1	3			2	2	5	2.500
PHEO 686	Directed Research	Health Science Center	1	2	1	2	1	1	1	1	5	5.000
PHEO 691	Thesis	Health Science Center	1	2	1	2	1	3	1	1	7	7.000
PHEO 791	Doctoral Capstone	Health Science Center	5	10	5	10	4	5	5	5	25	5.000
Department Total			24	176	23	152	9	24	34	34	352	

**History of Courses Taught Course Inventory College Public Health
2018-19 Course Department PHPM**



			Fall 2018		Spring 2019		Summer 2019		Total Sections	TSecs	Total Enrollment	Average Enrollment
			Sections	Enrollment	Sections	Enrollment	Sections	Enrollment				
PHPM 601	Foundations of Public Health	Health Science Center	1	36					1	1	36	36.000
PHPM 602	Managerial Statistics	Health Science Center	1	22					1	1	22	22.000
PHPM 603	Managing Healthcare Data	Health Science Center			1	7			1	1	7	7.000
PHPM 604	Population & Public Health	Health Science Center	1	7					1	1	7	7.000
PHPM 605	Into to Hlth Policy Mgmt	Health Science Center	1	40	3	16			1	1	56	56.000
PHPM 606	Intro to Hlth Policy and Mgmt	Health Science Center	2	33					2	2	33	16.500
PHPM 614	Strategic Plng Mktng I	Health Science Center			2	62			2	2	62	31.000
PHPM 615	Strategic Plng Mktng II	Health Science Center	1	19					1	1	19	19.000
PHPM 616	Mgmt of Human Resources	Health Science Center	2	30					2	2	30	15.000
PHPM 617	Hlth Care Qlty Eval Util Mgmt	Health Science Center			1	21	1	7	1	1	28	28.000
PHPM 620	Operations Management	Health Science Center	2	29					2	2	29	14.500
PHPM 623	Health Care Financial Mgmt I	Health Science Center	1	24	1	25	1	7	1	1	56	56.000
PHPM 624	Health Care Financial Mgmt II	Health Science Center			1	24			1	1	24	24.000
PHPM 631	Hlth Info Mgmt Systems	Health Science Center			1	20			1	1	20	20.000
PHPM 633	Health Law Ethics	Health Science Center	1	13	2	29			2	2	42	21.000
PHPM 637	Political Fndt Public Health	Health Science Center			1	9			1	1	9	9.000
PHPM 638	Global Hlth Sys: Design & Anly	Health Science Center			1	5			1	1	5	5.000
PHPM 639	Global Health	Health Science Center	1	1					1	1	1	1.000
PHPM 640	Health Policy Politics	Health Science Center			1	47	1	11	1	1	58	58.000
PHPM 641	Hlth Pcly Analyplcy Formation	Health Science Center	1	5					1	1	5	5.000
PHPM 643	Health Policy Analysis	Health Science Center			1	5			1	1	5	5.000
PHPM 653	Health Econ & Ins	Health Science Center			1	7			1	1	7	7.000
PHPM 654	Hlth Ins Managed Care	Health Science Center			1	23			1	1	23	23.000
PHPM 661	Intro to Health Economics	Health Science	1	35					1	1	35	35.000

**History of Courses Taught Course Inventory College Public Health
2018-19 Course Department PHPM**



			Fall 2018		Spring 2019		Summer 2019		Total Sections	TSecs	Total Enrollment	Average Enrollment
			Sections	Enrollment	Sections	Enrollment	Sections	Enrollment				
		Center										
PHPM 663	Cost Effectvnss Anlys Hlth Pcly	Health Science Center	1	7					1	1	7	7.000
PHPM 674	Secondary Anly of Hlth Data	Health Science Center			1	8			1	1	8	8.000
PHPM 676	Anlytcl Iss in Hlth Svcs Res	Health Science Center			1	7			1	1	7	7.000
PHPM 680	Health Systems Leadership	Health Science Center			1	18	1	11	1	1	29	29.000
PHPM 681	Architecture and Health Sem	Health Science Center	1	2					1	1	2	2.000
PHPM 684	Practicum	Health Science Center	2	2			4	31	4	4	33	8.250
PHPM 685	Directed Study	Health Science Center	5	14	4	11	4	10	5	5	35	7.000
PHPM 686	Directed Research	Health Science Center	1	1	1	1	1	1	1	1	3	3.000
PHPM 689	Sptp: Hlth Pcly Mgmt	Health Science Center	2	24	2	25			2	2	49	24.500
PHPM 691	Thesis	Health Science Center	1	4	1	5	3	4	1	1	13	13.000
PHPM 791	Doctoral Capstone	Health Science Center	5	8	5	8	5	6	5	5	22	4.400
Department Total			34	356	34	383	21	88	52	52	827	

History of Courses Taught
Academic Year 2018-19



Course Inventory College: **Qatar**

**History of Courses Taught
2018-19**


**Course Inventory College Qatar
Course Department QCEE**



			Fall 2018		Total Sections	TSees	Total Enrollment	Average Enrollment
			Sections	Enrollment				
ECEN 210	Comp Prog & Algorithms	Qatar	2	39	2	2	39	19.500
Department Total			2	39	2	2	39	

**History of Courses Taught
2018-19**

**Course Inventory College Qatar
Course Department QCPE**



			Fall 2018		Spring 2019		Total Sections	TSecs	Total Enrollment	Average Enrollment
			Sections	Enrollment	Sections	Enrollment				
PETE 336	Petr Tech Present I	Qatar			1	10	1	1	10	10.000
PETE 412	Surface Prod Facilities	Qatar			1	6	1	1	6	6.000
PETE 436	Petr Tech Present II	Qatar	1	12			1	1	12	12.000
Department Total			1	12	2	16	3	3	28	

**History of Courses Taught
Academic Year 2018-19**



Course Inventory College: **School of Law**

**History of Courses Taught Course Inventory College School of Law
2018-19 Course Department CLSL**



			Fall 2018		Spring 2019		Summer 2019		Total Sections	TSecs	Total Enrollment	Average Enrollment
			Sections	Enrollment	Sections	Enrollment	Sections	Enrollment				
LAW 601	Civil Procedure	College Station	1	2					1	1	2	2.000
LAW 602	Constitutional Law	College Station	1	1	1	1			1	1	2	2.000
LAW 603	Contracts	College Station	1	16	3	3			1	1	19	19.000
LAW 605	Property	College Station			2	2			2	2	2	1.000
LAW 606	Torts	College Station	2	3					2	2	3	1.500
LAW 607	Business Associations I	College Station			2	14			2	2	14	7.000
LAW 609	Criminal Procedure	College Station	1	1					1	1	1	1.000
LAW 611	Evidence	College Station	1	1	1	1			1	1	2	2.000
LAW 612	Professional Resp	College Station	1	1	1	2			1	1	3	3.000
LAW 646	Family Law	College Station			1	1			1	1	1	1.000
LAW 651	Criminal Procedure Trial Rights	College Station	1	1					1	1	1	1.000
LAW 653	First Amendment	College Station			1	1			1	1	1	1.000
LAW 659	Water Law	College Station	1	1					1	1	1	1.000
LAW 685	Independent Study	College Station	1	1	4	7	1	1	1	1	9	9.000
LAW 686	Mergers & Acquisitions	College Station			1	1			1	1	1	1.000
LAW 688	Natural Resources Law	College Station	1	1					1	1	1	1.000
LAW 689	Special Topics in	College Station	18	301	21	306	6	122	18	18	729	40.500
LAW 694	Insurance Law	College Station			1	32			1	1	32	32.000
LAW 696	Oil & Gas	College Station			1	1			1	1	1	1.000
LAW 7001	Analysis, Res. & Writing	College Station	10	183					10	10	183	18.300
LAW 7002	Analysis Res & Writ II	College Station			10	176			10	10	176	17.600
LAW 7005	Civil Procedure	College Station	3	184					3	3	184	61.333
LAW 7010	Constitutional Law	College Station	2	92	1	34			2	2	126	63.000
LAW 7017	Contracts	College Station			5	176			5	5	176	35.200
LAW 7032	Property	College Station			3	177			3	3	177	59.000
LAW 7042	Torts	College Station	3	183					3	3	183	61.000
LAW 7056	Business Associations I	College Station	2	78	1	34			1	1	112	112.000
LAW 706	Securities Regulation	College Station	1	17					1	1	17	17.000
LAW 7065	Criminal Procedure	College Station	2	66	1	25			2	2	91	45.500
LAW 7076	Wills and Estates	College Station	1	71	1	64			1	1	135	135.000
LAW 708	Taxation of Business Entities	College Station					1	6	1	1	6	6.000
LAW 7080	Evidence	College Station	1	46	1	76			1	1	122	122.000
LAW 7091	Professional Resp.	College Station	2	118	1	38			1	1	156	156.000

* College and Department are as defined in the Approved Course Inventory posted at <http://dars.tamu.edu/Data-and-Reports/Course#approved>
Prepared by Data and Research Services
Texas A&M University


**History of Courses Taught Course Inventory College School of Law
2018-19 Course Department CLSL**



			Fall 2018		Spring 2019		Summer 2019		Total Sections	TSecs	Total Enrollment	Average Enrollment
			Sections	Enrollment	Sections	Enrollment	Sections	Enrollment				
LAW 7108	Accounting for Lawyers	College Station	1	22					1	1	22	22.000
LAW 7110	Professional Identity	College Station	3	188	3	180			3	3	368	122.667
LAW 7112	The Art of Lawyering	College Station	2	17					2	2	17	8.500
LAW 7113	Administrative Law	College Station	1	23					1	1	23	23.000
LAW 7116	Low Income Tax Clinic	College Station			2	7			2	2	7	3.500
LAW 7117	Fed Tax Practice & Procedure	College Station			1	8			1	1	8	8.000
LAW 714	Trademark & Unfair Comp Law	College Station	1	1					1	1	1	1.000
LAW 7145	Bankruptcy	College Station			1	15			1	1	15	15.000
LAW 715	Bus Fundamentals Lawyers	College Station	1	1					1	1	1	1.000
LAW 717	White Collar Crime	College Station			1	23			1	1	23	23.000
LAW 7174	Trusts and Fiduciary Respon	College Station			1	16			1	1	16	16.000
LAW 7188	Construction Law	College Station	1	9					1	1	9	9.000
LAW 7203	Copyright	College Station	1	17					1	1	17	17.000
LAW 7205	Art Law	College Station	1	13					1	1	13	13.000
LAW 7217	Post-Con Act Innoc Claims	College Station	1	6					1	1	6	6.000
LAW 7223	Internet Law	College Station			1	19			1	1	19	19.000
LAW 7248	Employment Discrimination	College Station	1	6					1	1	6	6.000
LAW 7259	Information Privacy Law	College Station			1	13			1	1	13	13.000
LAW 7260	Employment Law	College Station			1	10			1	1	10	10.000
LAW 7263	The Information Society Sem	College Station	1	10					1	1	10	10.000
LAW 7267	Govt Ethics & Public Sector	College Station			1	10			1	1	10	10.000
LAW 7268	Entertainment Law	College Station			1	14			1	1	14	14.000
LAW 7277	Environmental Law	College Station			1	6			1	1	6	6.000
LAW 729	Larw Iii: Contract Drafting	College Station			1	1			1	1	1	1.000
LAW 7290	Estate & Gift Tax	College Station	1	11					1	1	11	11.000
LAW 7301	Family Law	College Station	1	23	1	29			1	1	52	52.000
LAW 7302	Federal Courts	College Station			1	11			1	1	11	11.000
LAW 7313	Criminal Procedure Trial Rghts	College Station	1	21					1	1	21	21.000
LAW 7316	First Amendment	College Station			1	19			1	1	19	19.000
LAW 7317	Government Contracts	College Station	1	15					1	1	15	15.000
LAW 7319	Federal Income Tax	College Station	1	35	1	5			1	1	40	40.000
LAW 7332	Immigration Law	College Station	1	19					1	1	19	19.000
LAW 7339	Water Law	College Station	1	10					1	1	10	10.000

* College and Department are as defined in the Approved Course Inventory posted at <http://dars.tamu.edu/Data-and-Reports/Course#approved>
Prepared by Data and Research Services
Texas A&M University

**History of Courses Taught Course Inventory College School of Law
2018-19 Course Department CLSL**




			Fall 2018		Spring 2019		Summer 2019		Total Sections	TSecs	Total Enrollment	Average Enrollment
			Sections	Enrollment	Sections	Enrollment	Sections	Enrollment				
LAW 738	Larw Iii: How Deals Get Done	College Station	1	1					1	1	1	1.000
LAW 7383	Juvenile Justice	College Station	1	9					1	1	9	9.000
LAW 7389	Labor Law	College Station	1	11					1	1	11	11.000
LAW 7390S	Labor Negotiations Workshop	College Station			1	3			1	1	3	3.000
LAW 7401	Land Use Law	College Station	1	12					1	1	12	12.000
LAW 7412	Law Practice Mgmt.	College Station	1	30					1	1	30	30.000
LAW 7416	Legislation	College Station			1	18			1	1	18	18.000
LAW 7418	Legislation and Regulation	College Station	3	188					3	3	188	62.667
LAW 7428	Marital Property	College Station	1	8					1	1	8	8.000
LAW 7432	Intl Petroleum Trans	College Station	1	9					1	1	9	9.000
LAW 7435	Mergers & Acquisitions	College Station			1	39			1	1	39	39.000
LAW 7438	Natural Resources Law	College Station	1	11					1	1	11	11.000
LAW 7440	Insurance Law	College Station	1	13					1	1	13	13.000
LAW 7444	Oil & Gas	College Station			1	44			1	1	44	44.000
LAW 7452	Patent Law	College Station	1	13					1	1	13	13.000
LAW 7454	Payment Systems	College Station	1	18	1	39			1	1	57	57.000
LAW 7458	Preparing for the Bar Exam	College Station	1	10	2	93			1	1	103	103.000
LAW 7483	Military Justice	College Station	1	12					1	1	12	12.000
LAW 7484	Remedies	College Station			1	7			1	1	7	7.000
LAW 7487	Spanish for Lawyers	College Station			1	5			1	1	5	5.000
LAW 7488	Secured Transactions	College Station	1	19	1	17			1	1	36	36.000
LAW 7532	Texas Criminal Procedure	College Station			1	9			1	1	9	9.000
LAW 7533	Texas Real Property	College Station	1	23					1	1	23	23.000
LAW 7548	Texas Trials & Appeals	College Station			1	23			1	1	23	23.000
LAW 7550	Trademark & Unfair Comp Law	College Station	1	23					1	1	23	23.000
LAW 7552	Bus Fundamentals Lawyers	College Station	1	12					1	1	12	12.000
LAW 7557	Sales and Leases	College Station	1	12					1	1	12	12.000
LAW 7588	Elder Law	College Station			1	19			1	1	19	19.000
LAW 7622	Domestic Violence Seminar	College Station	1	9					1	1	9	9.000
LAW 7648	Intl Water Law Seminar	College Station			1	2			1	1	2	2.000
LAW 7650	Law & Literature Seminar	College Station			1	14			1	1	14	14.000
LAW 7675	Supreme Court Seminar	College Station	1	11					1	1	11	11.000
LAW 7707S	Neg Theory and Prac Pract	College Station			1	20			1	1	20	20.000

**History of Courses Taught Course Inventory College School of Law
2018-19 Course Department CLSL**



			Fall 2018		Spring 2019		Summer 2019		Total Sections	TSecs	Total Enrollment	Average Enrollment
			Sections	Enrollment	Sections	Enrollment	Sections	Enrollment				
LAW 7725	Texas Criminal Law Practicum	College Station			1	7			1	1	7	7.000
LAW 7775S	Trial Advocacy Practicum	College Station	1	4					1	1	4	4.000
LAW 7779	Larwiii: Estate Plan & Draftg	College Station			1	11			1	1	11	11.000
LAW 7780	Larwiii: Contract Drafting	College Station	1	15	1	19			1	1	34	34.000
LAW 7782	Larw Iii: Litigation Drafting	College Station			1	18			1	1	18	18.000
LAW 7783	Larw Iii: Real Estate Draft	College Station			1	18			1	1	18	18.000
LAW 7785	Larw Iii: Appellate Drafting	College Station	1	16					1	1	16	16.000
LAW 7786	Larw Iii: Family Law Drafting	College Station			1	7			1	1	7	7.000
LAW 7787	Larw Iii: Estate Admin Drftg	College Station	1	6					1	1	6	6.000
LAW 7789	Larw Iii:drftg for the Gen Pra	College Station	1	16					1	1	16	16.000
LAW 7790	Larw Iii: How Deals Get Done	College Station	1	15					1	1	15	15.000
LAW 7791	Larw III Bus Collections	College Station			1	19			1	1	19	19.000
LAW 7793	Larw Iii: Pub Policy Drafting	College Station	1	15					1	1	15	15.000
LAW 7816	Independent Study	College Station	2	3	9	11			2	2	14	7.000
LAW 7835	Externship	College Station	3	17	3	26	4	21	3	3	64	21.333
LAW 7839	Residency Externship	College Station			2	7			2	2	7	3.500
LAW 7851S	Wills and Estates Clinic	College Station	1	6					1	1	6	6.000
LAW 7867	Entrepreneurship Law Clinic	College Station	1	5	1	8			1	1	13	13.000
LAW 7868S	Intellectual Prop and Tech Cli	College Station	2	8					2	2	8	4.000
LAW 7869	Innocence Project	College Station	1	1	1	8			1	1	9	9.000
LAW 7887S	Deposition Skills Workshop	College Station			1	8			1	1	8	8.000
LAW 7890	Courthouse Perspectives	College Station			1	12	1	6	1	1	18	18.000
LAW 7895	Larw III Oil & Gas Draft	College Station	1	4					1	1	4	4.000
LAW 7900	Special Topics	College Station	25	177	53	642	12	39	25	25	858	34.320
LAW 7910	Academic Support Ta	College Station	1	8	1	6			1	1	14	14.000
LAW 7920	Larw Teaching Assistant	College Station	1	1	1	2			1	1	3	3.000
LAW 7930	Law Review	College Station	1	35	1	32			1	1	67	67.000
LAW 7931	Law Review Board	College Station	1	16	1	16			1	1	32	32.000
LAW 7932	Journal of Property Law Board	College Station	1	15	1	14			1	1	29	29.000
LAW 7933	Journal of Property Law	College Station	1	34	1	30			1	1	64	64.000
LAW 7957S	Adr Competition	College Station	1	6	1	1			1	1	7	7.000
LAW 7960S	Mock Trial Competition	College Station	1	4	1	5			1	1	9	9.000
LAW 7961S	Mock Trial Competition	College Station	1	5	1	5			1	1	10	10.000

**History of Courses Taught Course Inventory College School of Law
2018-19 Course Department CLSL**



			Fall 2018		Spring 2019		Summer 2019		Total Sections	TSecs	Total Enrollment	Average Enrollment
			Sections	Enrollment	Sections	Enrollment	Sections	Enrollment				
LAW 7970S	Moot Court Competition	College Station	1	3	1	2			1	1	5	5.000
LAW 7971S	Moot Court Competition	College Station	1	4	1	4			1	1	8	8.000
LAW 7972	Moot Court Comp Brief Writer	College Station			1	1			1	1	1	1.000
LAW 7973	Moot Court Comp Brief Writer	College Station			1	1			1	1	1	1.000
Department Total			156	2,708	191	2,850	25	195	221	221	5,753	

History of Courses Taught
Academic Year 2018-19



Course Inventory College: **Science**

**History of Courses Taught
2018-19**


**Course Inventory College Science
Course Department BIOL**



			Fall 2018		Spring 2019		Summer 2019		Total Sections	TSecs	Total Enrollment	Average Enrollment
			Sections	Enrollment	Sections	Enrollment	Sections	Enrollment				
BIOL 100	Horizons in Biology	College Station	1	68					1	1	68	68.000
BIOL 107	Zoology	College Station	12	285	9	171			12	12	456	38.000
BIOL 111	Introductory Biology I	College Station	89	2,006	39	825	4	95	89	89	2,926	32.876
		Galveston	12	200	3	49			12	12	249	20.750
BIOL 112	Introductory Biology II	College Station	26	620	60	1,357	5	104	26	26	2,081	80.038
		Galveston	2	25	9	116			2	2	141	70.500
BIOL 113	Essentials in Biology	College Station	1	160	1	214			1	1	374	374.000
BIOL 206	Intro Microbiology	College Station	12	240	14	256	2	25	12	12	521	43.417
BIOL 213	Molecular Cell Biol	College Station	4	324	2	133	1	25	4	4	482	120.500
BIOL 214	Genes Ecology Evolution	College Station	2	176	3	267	1	32	2	2	475	237.500
BIOL 285	Directed Studies	College Station	3	4	1	1	1	1	1	1	6	6.000
BIOL 291	Research	College Station	6	10	9	9	6	6	6	6	25	4.167
BIOL 302	Careers in Biology	College Station			1	50			1	1	50	50.000
BIOL 318	Chordate Anatomy	College Station	2	24					2	2	24	12.000
BIOL 319	Integrated Hum an/Phy I	College Station	24	496	18	422	5	83	24	24	1,001	41.708
BIOL 320	Integrated Hum an/Ph II	College Station	15	358	19	440	5	90	15	15	888	59.200
BIOL 335	Invertebrate Zoology	College Station			2	26			2	2	26	13.000
BIOL 350	Computational Genomics	College Station			1	29			1	1	29	29.000
BIOL 351	Fund of Microbiol	College Station	15	257	15	292			15	15	549	36.600
		Galveston	1	17	1	14			1	1	31	31.000
BIOL 357	Ecology	College Station	1	24					1	1	24	24.000
BIOL 388	Prncpls of Anml Phslgy	College Station			4	64			4	4	64	16.000
BIOL 401	Critical Writing in Biol	College Station	3	95	2	41			3	3	136	45.333
BIOL 405	Compar Endocrinology	College Station	1	35					1	1	35	35.000
BIOL 406	Bacterial Genetics	College Station	1	26	1	32			1	1	58	58.000
BIOL 413	Cell Biology	College Station	1	35	1	36			1	1	71	71.000
BIOL 414	Developmental Biology	College Station	1	15					1	1	15	15.000
BIOL 423	Cell Biology Lab	College Station	2	16					2	2	16	8.000
BIOL 430	Biological Imaging	College Station			2	28			2	2	28	14.000
BIOL 434	Reg & Behav Neuroscience	College Station	1	20					1	1	20	20.000
BIOL 435	Reg & Behav Neurosc Lab	College Station			2	14			2	2	14	7.000
BIOL 440	Marine Biology	College Station	2	28					2	2	28	14.000
BIOL 445	Biology of Viruses	College Station	2	57					2	2	57	28.500
BIOL 451	Bioinformatics	College Station	1	66	1	72			1	1	138	138.000

**History of Courses Taught
2018-19**

**Course Inventory College Science
Course Department BIOL**




			Fall 2018		Spring 2019		Summer 2019		Total Sections	TSecs	Total Enrollment	Average Enrollment
			Sections	Enrollment	Sections	Enrollment	Sections	Enrollment				
BIOL 454	Immunology	College Station			1	67			1	1	67	67.000
BIOL 456	Medical Microbiology	College Station	1	17					1	1	17	17.000
BIOL 461	Antimicrobial Agents	College Station			1	14			1	1	14	14.000
BIOL 462	Amazon River Tropical Biology	College Station			1	11			1	1	11	11.000
BIOL 466	Principles of Evolution	College Station			2	27			2	2	27	13.500
BIOL 467	Integrat Animal Behavior	College Station	1	27					1	1	27	27.000
BIOL 480	Departmental Colloquium	College Station	3	27	3	35			3	3	62	20.667
BIOL 481	Seminar in Biology	College Station	1	31					1	1	31	31.000
BIOL 484	Internship	College Station	1	1	1	1			1	1	2	2.000
BIOL 485	Directed Studies	College Station					1	1	1	1	1	1.000
BIOL 489	Special Topics in	College Station			3	53			3	3	53	17.667
BIOL 491	Research	College Station	40	81	49	104	17	21	40	40	206	5.150
BIOL 492	Biomedical Therapeutics Devl	College Station			1	6			1	1	6	6.000
BIOL 495	Cpstone Rsch Comm Lifesc	College Station	1	8					1	1	8	8.000
BIOL 496	Ethics in Biological Research	College Station			1	4			1	1	4	4.000
BIOL 606	Microbial Genetics	College Station			1	9			1	1	9	9.000
BIOL 608	Light Microscopy	College Station			1	15			1	1	15	15.000
BIOL 609	Molecular Tools Biology	College Station	1	22					1	1	22	22.000
BIOL 611	Developmental Genetics	College Station	1	8					1	1	8	8.000
BIOL 612	Fundamental Mol Cell Biol	College Station			1	14			1	1	14	14.000
BIOL 613	Cell Biology	College Station	1	7					1	1	7	7.000
BIOL 622	Microbial Physiology	College Station	1	10					1	1	10	10.000
BIOL 627	Princ Neuro I	College Station	1	6					1	1	6	6.000
BIOL 628	Princ Neuro II	College Station			1	4			1	1	4	4.000
BIOL 635	Plant Molecular Biology	College Station			1	8			1	1	8	8.000
BIOL 644	Neural Development	College Station			1	8			1	1	8	8.000
BIOL 647	Digital Biology	College Station			1	9	1	10	1	1	19	19.000
BIOL 650	Genomics	College Station			1	9			1	1	9	9.000
BIOL 651	Bioinformatics	College Station	1	18					1	1	18	18.000
BIOL 661	Antimicrobial Agents	College Station			1	5			1	1	5	5.000
BIOL 681	Seminar	College Station	9	66	7	58			9	9	124	13.778
BIOL 682	Research Seminar	College Station			1	15			1	1	15	15.000
BIOL 683	Experimental Design Biol	College Station			1	24			1	1	24	24.000

* College and Department are as defined in the Approved Course Inventory posted at <http://dars.tamu.edu/Data-and-Reports/Course#approved>
Prepared by Data and Research Services
Texas A&M University

**History of Courses Taught
2018-19**

**Course Inventory College Science
Course Department BIOL**



			Fall 2018		Spring 2019		Summer 2019		Total Sections	TSecs	Total Enrollment	Average Enrollment
			Sections	Enrollment	Sections	Enrollment	Sections	Enrollment				
BIOL 685	Directed Studies	College Station	1	1	3	4	2	3	1	1	8	8.000
BIOL 686	Biomedical Therapeutics Dev	College Station			1	9			1	1	9	9.000
BIOL 689	Special Topics in	College Station			1	4			1	1	4	4.000
BIOL 691	Research	College Station	25	68	27	66	27	65	25	25	199	7.960
BIOL 694	Graduate Orientation	College Station	1	10					1	1	10	10.000
BIOL 696	Ethics and Resp Research	College Station			1	18			1	1	18	18.000
BIOL 697	Methods Teach Biol Lab	College Station	1	40					1	1	40	40.000
EEBL 601	Physiological Ecology	College Station	1	12					1	1	12	12.000
EEBL 602	Population Ecology	College Station	1	13					1	1	13	13.000
EEBL 603	Community Ecology	College Station	1	14					1	1	14	14.000
EEBL 604	Ecosystem Ecology	College Station	1	13					1	1	13	13.000
EEBL 605	Population & Quantitative Gene	College Station			1	13			1	1	13	13.000
EEBL 606	Phylogen & Comparative Biology	College Station			1	15			1	1	15	15.000
EEBL 607	Evolutionary Genomics	College Station			1	12			1	1	12	12.000
EEBL 608	Integrative Animal Behavior	College Station			1	13			1	1	13	13.000
EEBL 610	First Year Graduate Seminar	College Station	1	12					1	1	12	12.000
EEBL 612	Open Source for Open Science	College Station	1	12					1	1	12	12.000
EEBL 681	Seminar	College Station	1	20	1	18			1	1	38	38.000
EEBL 689	Special Topics	College Station	1	3	1	4			1	1	7	7.000
Department Total			342	6,234	340	5,634	78	561	381	381	12,429	

**History of Courses Taught
2018-19**

**Course Inventory College Science
Course Department CHEM**




			Fall 2018		Spring 2019		Summer 2019		Total Sections	TSees	Total Enrollment	Average Enrollment
			Sections	Enrollment	Sections	Enrollment	Sections	Enrollment				
CHEM 100	Horizons in Chemistry	College Station	1	122					1	1	122	122.000
CHEM 101	Fund of Chemistry I	College Station	14	3,193	3	714			14	14	3,907	279.071
		Galveston	4	207	1	36			4	4	243	60.750
CHEM 102	Fund of Chemistry II	Galveston	1	36	4	162			1	1	198	198.000
		College Station	2	597	11	2,422	2	132	2	2	3,151	1,575.500
		Qatar			1	27			1	1	27	27.000
CHEM 106	Molec Science Citizens	Galveston			1	19			1	1	19	19.000
CHEM 107	Gen Chem for Engineers	Qatar	3	100	2	69	1	15	3	3	184	61.333
		College Station	10	2,805	2	314	1	29	10	10	3,148	314.800
		Galveston	6	426	1	54			6	6	480	80.000
CHEM 111	Fund of Chem Lab I	College Station	141	3,153	30	595			141	141	3,748	26.582
		Galveston	12	201	2	32			12	12	233	19.417
CHEM 112	Fund of Chem Lab II	Galveston	2	31	11	161			2	2	192	96.000
		College Station	22	521	108	2,359	5	82	22	22	2,962	134.636
		Qatar			2	27			2	2	27	13.500
CHEM 116	Molec Science Cit Lab	Galveston			1	9			1	1	9	9.000
CHEM 117	Gen Chem for Engr Lab	College Station	116	2,760	12	232	1	21	116	116	3,013	25.974
		Qatar	5	99	3	51	1	5	5	5	155	31.000
		Galveston	23	413	3	50			23	23	463	20.130
CHEM 222	Elem of Org & Biol Chem	College Station	1	225	1	247	1	52	1	1	524	524.000
CHEM 227	Organic Chemistry I	Galveston	2	110	1	24			2	2	134	67.000
		Qatar	1	23					1	1	23	23.000
		College Station	21	2,020	6	702	1	120	6	6	2,842	473.667
CHEM 228	Organic Chemistry II	Galveston	1	28	2	94			1	1	122	122.000
		College Station	4	411	17	1,469	2	202	4	4	2,082	520.500
		Qatar			1	21			1	1	21	21.000
CHEM 231	Tech of Organic Chem	College Station	6	72					6	6	72	12.000
CHEM 234	Org Syn & Analysis	College Station	2	20	6	52			2	2	72	36.000
CHEM 237	Org Chem Lab	College Station	79	1,825	19	446	3	52	79	79	2,323	29.405
		Qatar	2	24					2	2	24	12.000
		Galveston	7	109	2	20			7	7	129	18.429
CHEM 238	Org Chem Lab	Galveston	2	26	6	91			2	2	117	58.500
		College Station	21	313	62	1,293	5	105	21	21	1,711	81.476
		Qatar			2	22			2	2	22	11.000
CHEM 242	Elem Org Chem Lab	College Station			9	122	1	12	1	1	134	134.000
CHEM 315	Fund. of Quant. Analysis	College Station	1	67	2	20			2	2	87	43.500
CHEM 316	Quan Analysis	Qatar	1	21					1	1	21	21.000
		Galveston	1	8					1	1	8	8.000
		College Station	1	178	1	102			1	1	280	280.000
CHEM 318	Quant Analysis Lab	College Station	4	78	3	45			4	4	123	30.750
		Galveston	1	8					1	1	8	8.000
CHEM 322	Physical Chemistry	Qatar			1	20			1	1	20	20.000

* College and Department are as defined in the Approved Course Inventory posted at <http://dars.tamu.edu/Data-and-Reports/Course#approved>

**History of Courses Taught
2018-19**

**Course Inventory College Science
Course Department CHEM**



			Fall 2018		Spring 2019		Summer 2019		Total Sections	TSecs	Total Enrollment	Average Enrollment
			Sections	Enrollment	Sections	Enrollment	Sections	Enrollment				
CHEM 322	Physical Chemistry	College Station	1	24	2	173			1	1	197	197.000
		Galveston			1	11			1	1	11	11.000
CHEM 325	Physical Chem Lab I	College Station	2	31	3	44			3	3	75	25.000
CHEM 326	Physical Chem Lab II	College Station	2	31	3	36			2	2	67	33.500
CHEM 327	Physical Chem I	College Station	1	94	1	47			1	1	141	141.000
CHEM 328	Physical Chem II	College Station	1	52	2	84			1	1	136	136.000
CHEM 362	Descrip Inorganic Chem	College Station	1	31	2	43			2	2	74	37.000
CHEM 383	Chem of Envir Pollutn	Galveston	1	8					1	1	8	8.000
CHEM 415	Analytical Chemistry	College Station	1	33	1	28			1	1	61	61.000
CHEM 433	Adv Inorg Chem Lab	College Station	2	19	2	20			2	2	39	19.500
CHEM 434	Analy Instrum Lab	College Station	1	13	2	32			1	1	45	45.000
CHEM 446	Organic Chemistry III	College Station			1	24			1	1	24	24.000
CHEM 464	Nuclear Chemistry	College Station	1	18					1	1	18	18.000
CHEM 466	Polymer Chemistry	College Station			1	51			1	1	51	51.000
CHEM 468	Mat Chem Inorganic Matls	College Station	1	28					1	1	28	28.000
CHEM 470	Industrial Chemistry	College Station	1	15					1	1	15	15.000
CHEM 481	Seminar	College Station	2	23	3	43			2	2	66	33.000
CHEM 483	Green Chemistry	College Station	1	18					1	1	18	18.000
CHEM 485	Directed Studies	College Station	1	6	1	3			1	1	9	9.000
CHEM 489	Special Topics in	Galveston			1	4			1	1	4	4.000
		College Station			1	12	1	8	1	1	20	20.000
CHEM 491	Research	College Station	25	43	29	58	16	31	25	25	132	5.280
CHEM 601	Analytical Chem I	College Station	1	19					1	1	19	19.000
CHEM 610	Organic Reactions	College Station	1	23					1	1	23	23.000
CHEM 619	Analytical Spectroscopy	College Station			1	19			1	1	19	19.000
CHEM 621	Chemical Kinetics	College Station			1	28			1	1	28	28.000
CHEM 628	Coord & Bioinorg Chem	College Station	1	14					1	1	14	14.000
CHEM 629	Main Group Chemistry	College Station	1	17					1	1	17	17.000
CHEM 634	Phys Meth in Inorg Chm	College Station			1	5			1	1	5	5.000
CHEM 635	Intro X-Ray Diffr Methds	College Station			1	17			1	1	17	17.000
CHEM 640	Lab Methods in Biol Chem	College Station	1	12					1	1	12	12.000
CHEM 641	Struc Inorganic Chem	College Station			1	7			1	1	7	7.000
CHEM 642	Organomet & Homog Cat	College Station			1	12			1	1	12	12.000
CHEM 646	Physical Organic Chem	College Station	1	18					1	1	18	18.000

**History of Courses Taught
2018-19**

**Course Inventory College Science
Course Department CHEM**



			Fall 2018		Spring 2019		Summer 2019		Total Sections	TSecs	Total Enrollment	Average Enrollment
			Sections	Enrollment	Sections	Enrollment	Sections	Enrollment				
CHEM 647	Spectra of Org Comp	College Station			1	11			1	1	11	11.000
CHEM 648	Prin of Quant Mech	College Station	1	18					1	1	18	18.000
CHEM 658	Molecular Modeling	College Station	1	18					1	1	18	18.000
CHEM 670	Phys Methods Biol Chem	College Station			1	16			1	1	16	16.000
CHEM 672	Bioorg React Mechansms	College Station			1	14			1	1	14	14.000
CHEM 673	Sym & Grp Theory in Chem	College Station	1	18					1	1	18	18.000
CHEM 681	Seminar	College Station	6	132	6	129			6	6	261	43.500
CHEM 682	Dept Research Seminar	College Station	3	124	3	128			3	3	252	84.000
CHEM 685	Directed Studies	College Station			3	3			3	3	3	1.000
CHEM 686	Ethics Chem Research	College Station	1	63					1	1	63	63.000
CHEM 689	Special Topics in	College Station	1	9	1	13			1	1	22	22.000
CHEM 690	Theory of Chem Resrch	College Station	19	96	18	90			19	19	186	9.789
CHEM 691	Research	College Station	38	228	40	268	44	259	38	38	755	19.868
CHEM 695	Frontiers in Chem Res	College Station	1	59	2	52			2	2	111	55.500
CHEM 697	Methods Teach Chem Lab	College Station	3	63	2	42			2	2	105	52.500
Department Total			646	21,648	479	13,690	85	1,125	661	661	36,463	

**History of Courses Taught
2018-19**

**Course Inventory College Science
Course Department CLSC**



			Fall 2018		Spring 2019		Summer 2019		Total Sections	TSecs	Total Enrollment	Average Enrollment
			Sections	Enrollment	Sections	Enrollment	Sections	Enrollment				
NRSC 277	Intro to Neuroscience	College Station	1	50					1	1	50	50.000
NRSC 311	Psychology of Animal Behavior	College Station	1	30	1	25			1	1	55	55.000
NRSC 320	Sensation-Perception	College Station	2	29	1	18	1	3	2	2	50	25.000
NRSC 332	Neurosci Learn Memory	College Station	1	9	1	12			1	1	21	21.000
NRSC 333	Bio of Psych Disorders	College Station	1	8					1	1	8	8.000
NRSC 335	Physiological Psych	College Station	2	28	1	58			2	2	86	43.000
NRSC 336	Drugs & Behavior	College Station	1	10	1	12			1	1	22	22.000
NRSC 340	Psyc of Learning	College Station	1	17	1	23			1	1	40	40.000
NRSC 350	Cognitive Neuroscience	College Station	1	20	1	21			1	1	41	41.000
NRSC 360	Hlth Psyc & Behav Med	College Station	2	18	1	20			2	2	38	19.000
NRSC 407	Core Ideas Neuroscience	College Station	1	35					1	1	35	35.000
NRSC 434	Reg & Behav Neuroscience	College Station	1	4					1	1	4	4.000
NRSC 440	Hormones and Behavior	College Station			1	10			1	1	10	10.000
NRSC 485	Directed Studies	College Station	24	50	20	57	7	10	20	20	117	5.850
NRSC 489	Special Topics	College Station			1	1			1	1	1	1.000
NRSC 491	Research	College Station	15	21	15	25	1	1	1	1	47	47.000
SCEN 201	Exp Sec Math & Sci Classes	College Station	2	63	1	36			2	2	99	49.500
SCEN 677	Stem-Teaching Prof Dev	College Station			1	3			1	1	3	3.000
Department Total			56	392	47	321	9	14	41	41	727	

History of Courses Taught 2018-19

Course Inventory College Science Course Department MATH



			Fall 2018		Spring 2019		Summer 2019		Total Sections	TSecs	Total Enrollment	Average Enrollment
			Sections	Enrollment	Sections	Enrollment	Sections	Enrollment				
MATH 131	Math Concepts Calculus	College Station	6	480	7	387			7	7	867	123.857
MATH 140	Math for Business and Soc Sci	Galveston	4	214	4	75			4	4	289	72.250
		College Station	16	2,314	9	1,096	6	120	6	6	3,530	588.333
MATH 141	Finite Mathematics	Galveston	2	62	1	16	2	11	2	2	89	44.500
		College Station	12	1,242	5	396	2	58	5	5	1,696	339.200
MATH 142	Business Calculus	College Station	2	629	9	1,557	5	106	2	2	2,292	1,146.000
		Galveston	3	89	7	212	1	20	1	1	321	321.000
MATH 147	Calc I Biol Sci	College Station	6	142	3	96			6	6	238	39.667
MATH 148	Calc II Biol Sci	College Station	3	58	6	117			3	3	175	58.333
MATH 150	Functns Trig & Lnr Stm	Qatar	4	69	1	14	1	3	4	4	86	21.500
		College Station	62	1,001	18	226			62	62	1,227	19.790
		Galveston	12	219	1	24	1	8	12	12	251	20.917
MATH 151	Engineering Math I	Qatar	3	64	3	68	2	21	3	3	153	51.000
		College Station	76	2,282	28	817	2	72	76	76	3,171	41.724
		Galveston	11	248	8	182	1	14	11	11	444	40.364
MATH 152	Engineering Math II	Qatar	2	28	3	64	3	55	2	2	147	73.500
		College Station	25	797	62	2,104	3	85	25	25	2,986	119.440
		Galveston	2	76	10	220	1	14	2	2	310	155.000
MATH 166	Top in Contemp Math II	College Station	2	198	3	165			2	2	363	181.500
MATH 167	Explorations in Math	College Station	4	279	3	199			4	4	478	119.500
MATH 170	Freshman Math Laboratory	College Station	8	125	4	21			8	8	146	18.250
MATH 171	Analytic Geom & Calc	College Station	4	135	3	81			4	4	216	54.000
MATH 172	Calculus	College Station	4	93	4	117	1	10	4	4	220	55.000
MATH 200	Horizons of Mathematics	College Station	1	15					1	1	15	15.000
MATH 220	Foundations of Math	College Station	8	168	5	116			8	8	284	35.500
MATH 221	Sev Variable Calculus	College Station	4	163	3	89			4	4	252	63.000
MATH 251	Engineering Math III	College Station	23	2,083	8	780	1	71	23	23	2,934	127.565
		Galveston	1	33	1	24			1	1	57	57.000
		Qatar	4	94	1	47			4	4	141	35.250
MATH 285	Directed Studies	College Station	2	9	1	12			2	2	21	10.500
MATH 302	Discrete Mathematics	College Station	1	44	2	67			1	1	111	111.000
MATH 304	Linear Algebra	College Station	13	507	11	474	2	115	13	13	1,096	84.308
MATH 308	Diff Equations	College Station	19	920	38	1,878	5	226	19	19	3,024	159.158
		Qatar			4	99	1	14	1	1	113	113.000
		Galveston	1	11	1	17			1	1	28	28.000
MATH 309	Linear Alg for Diff Eq	College Station	2	62	1	41			1	1	103	103.000
MATH 311	Top in Applied Math I	Qatar			2	47	1	17	2	2	64	32.000
		College Station	7	312	6	257			7	7	569	81.286

**History of Courses Taught
2018-19**

**Course Inventory College Science
Course Department MATH**




			Fall 2018		Spring 2019		Summer 2019		Total Sections	TSecs	Total Enrollment	Average Enrollment
			Sections	Enrollment	Sections	Enrollment	Sections	Enrollment				
MATH 323	Linear Algebra	College Station	3	59	3	100	1	13	3	3	172	57.333
MATH 325	Mathematics of Interest	College Station	2	100					2	2	100	50.000
MATH 365	Structure of Math I	College Station	2	115	3	111			2	2	226	113.000
MATH 366	Structure of Math II	College Station	2	72	2	74			2	2	146	73.000
MATH 367	Basic Concepts of Geom	College Station	1	33	1	37			1	1	70	70.000
MATH 375	Intrmed Real Analysis	College Station	1	4					1	1	4	4.000
MATH 376	Intrmed Abstract Alg	College Station			1	1			1	1	1	1.000
MATH 396	Communications in Math	College Station	1	21					1	1	21	21.000
MATH 401	Adv Engineering Math	College Station			2	127			2	2	127	63.500
		Galveston			1	7			1	1	7	7.000
MATH 403	Math and Technology	College Station	1	12	1	7			1	1	19	19.000
MATH 407	Complex Variables	College Station	1	45	1	31			1	1	76	76.000
MATH 409	Advanced Calculus I	College Station	3	54	3	74	2	43	3	3	171	57.000
MATH 410	Advanced Calculus II	College Station			1	14			1	1	14	14.000
MATH 411	Math Probability	College Station	4	138	5	182	1	31	1	1	351	351.000
MATH 412	Theory of Pdes	College Station	2	31			1	16	2	2	47	23.500
MATH 414	Fourier Series Wavelet	Qatar	1	24	1	19			1	1	43	43.000
		College Station			1	31			1	1	31	31.000
MATH 415	Modern Algebra I	College Station	3	67					3	3	67	22.333
MATH 416	Modern Algebra II	College Station			2	19			2	2	19	9.500
MATH 417	Numerical Methods	College Station	1	24	4	140			4	4	164	41.000
MATH 419	Applic Actuarial Science	College Station	1	14	1	18			1	1	32	32.000
MATH 423	Linear Algebra II	College Station			2	39			2	2	39	19.500
MATH 425	Math of Contingent Claim	College Station	1	41					1	1	41	41.000
MATH 427	Intro to Number Theory	College Station			2	20			2	2	20	10.000
MATH 433	Applied Algebra	College Station			1	41			1	1	41	41.000
MATH 437	Princ of Numerical Analy	College Station	1	12					1	1	12	12.000
MATH 439	Dif Geom Crvs & Srfcs	College Station	1	20					1	1	20	20.000
MATH 442	Math Modeling	College Station	1	25					1	1	25	25.000
MATH 446	Principles of Analysis I	College Station	2	15					2	2	15	7.500
MATH 447	Princ of Analysis II	College Station			2	10			2	2	10	5.000
MATH 467	Modern Geometry	College Station	2	31	2	28			2	2	59	29.500
MATH 469	Intro Mathematical Biol	College Station			1	25			1	1	25	25.000
MATH 470	Comm and Cryptography	College	5	220	2	108			5	5	328	65.600

* College and Department are as defined in the Approved Course Inventory posted at <http://dars.tamu.edu/Data-and-Reports/Course#approved>
Prepared by Data and Research Services
Texas A&M University

**History of Courses Taught
2018-19**


**Course Inventory College Science
Course Department MATH**



			Fall 2018		Spring 2019		Summer 2019		Total Sections	TSecs	Total Enrollment	Average Enrollment
			Sections	Enrollment	Sections	Enrollment	Sections	Enrollment				
		Station										
MATH 471	Comm and Cryptography II	College Station			2	39			2	2	39	19.500
MATH 482	Research Seminar	College Station			2	21			2	2	21	10.500
MATH 485	Directed Studies	Galveston	1	3					1	1	3	3.000
		College Station					2	17	2	2	17	8.500
MATH 489	Special Topics in	College Station	1	9	1	12			1	1	21	21.000
MATH 490	The Putnam Challenge	College Station	1	11					1	1	11	11.000
MATH 491	Research	College Station	6	9	7	7	3	12	6	6	28	4.667
		Galveston			1	1			1	1	1	1.000
MATH 601	Meth Appl Math I	College Station	3	71	1	41			3	3	112	37.333
MATH 602	Meth Appl Part Diff Eq	College Station	2	30	1	10			2	2	40	20.000
MATH 606	Theory of Prob I	College Station			1	19			1	1	19	19.000
MATH 607	Real Variables I	College Station	1	22					1	1	22	22.000
MATH 608	Real Variables II	College Station			1	15			1	1	15	15.000
MATH 609	Numerical Analysis	College Station	2	23					2	2	23	11.500
MATH 610	Num Meth Diff Equa	College Station	1	11	2	20			1	1	31	31.000
MATH 615	Intro Classical Analysis	College Station	1	21	1	21			1	1	42	42.000
MATH 617	Complex Variables I	College Station	1	28					1	1	28	28.000
MATH 618	Complex Variables II	College Station			1	22			1	1	22	22.000
MATH 622	Differential Geometry I	College Station			1	19			1	1	19	19.000
MATH 623	Differential Geometry II	College Station	1	8					1	1	8	8.000
MATH 627	Algebraic Number Theory	College Station	1	10					1	1	10	10.000
MATH 629	History of Mathematics	College Station			2	8			2	2	8	4.000
MATH 630	Combinatorics	College Station	1	25					1	1	25	25.000
MATH 636	Topology I	College Station	1	22					1	1	22	22.000
MATH 640	Linear Algebra for Appl	College Station	1	16					1	1	16	16.000
MATH 641	Analy for Applications I	College Station	1	16					1	1	16	16.000
MATH 642	Analy for Application II	College Station			1	4			1	1	4	4.000
MATH 643	Algebraic Topology I	College Station	1	11					1	1	11	11.000
MATH 644	Algebraic Topology II	College Station			1	5			1	1	5	5.000
MATH 645	Survey Math Problems I	College Station	2	6					2	2	6	3.000
MATH 646	Survey Math Problems II	College Station			2	5			2	2	5	2.500
MATH 647	Math Modelling	College Station	1	19					1	1	19	19.000
MATH 648	Computational Alg Geom	College Station			1	13			1	1	13	13.000

**History of Courses Taught
2018-19**

**Course Inventory College Science
Course Department MATH**



			Fall 2018		Spring 2019		Summer 2019		Total Sections	TSecs	Total Enrollment	Average Enrollment
			Sections	Enrollment	Sections	Enrollment	Sections	Enrollment				
MATH 653	Algebra I	College Station	1	21					1	1	21	21.000
MATH 654	Algebra II	College Station			1	13			1	1	13	13.000
MATH 662	Seminar in Algebra	College Station	1	6	2	25			1	1	31	31.000
MATH 663	Seminar in Analysis	College Station	1	7	1	10	1	16	1	1	33	33.000
MATH 664	Seminar Applied Math	College Station	1	5	2	27	1	6	1	1	38	38.000
MATH 666	Seminar in Geometry	College Station	1	7					1	1	7	7.000
MATH 672	Hydrodynamic Stability	College Station			1	9			1	1	9	9.000
MATH 673	Info Sec Auth I	College Station			1	11			1	1	11	11.000
MATH 676	Fem in Scientific Comput	College Station			1	12			1	1	12	12.000
MATH 684	Prof Internship	College Station					3	5	3	3	5	1.667
MATH 685	Directed Studies	College Station	18	22	21	41	16	20	16	16	83	5.188
MATH 689	Special Topics in	College Station	5	136	1	14			5	5	150	30.000
MATH 691	Research	College Station	35	64	36	65	36	62	35	35	191	5.457
MATH 696	Math Comm Technology	College Station					2	25	2	2	25	12.500
Department Total			494	17,081	427	13,974	110	1,306	519	519	32,361	

**History of Courses Taught
2018-19**

**Course Inventory College Science
Course Department PHYS**



			Fall 2018		Spring 2019		Summer 2019		Total Sections	TSecs	Total Enrollment	Average Enrollment
			Sections	Enrollment	Sections	Enrollment	Sections	Enrollment				
ASTR 101	Basic Astronomy	College Station	3	368	3	273	1	16	3	3	657	219.000
ASTR 102	Observational Astronomy	College Station	2	23	1	27	1	3	2	2	53	26.500
ASTR 103	Intro to Stars and Exoplanets	College Station	1	119					1	1	119	119.000
ASTR 104	Intro Galaxies and Cosmology	College Station			1	90			1	1	90	90.000
ASTR 109	Big Bang & Black Holes	College Station	3	164	2	125			3	3	289	96.333
ASTR 111	Overview of Modern Astro	College Station	4	68	2	37			2	2	105	52.500
ASTR 119	Big Bang & Blk Hole Lab	College Station	1	4					1	1	4	4.000
ASTR 291	Research	College Station	1	1					1	1	1	1.000
ASTR 314	Survey of Astronomy	College Station	2	47	2	47			2	2	94	47.000
ASTR 320	Astrophysical Research	College Station			1	21			1	1	21	21.000
ASTR 401	Stars & Extrasolar Planets	College Station	1	29					1	1	29	29.000
ASTR 403	Extragalactic Astronomy	College Station			1	17			1	1	17	17.000
ASTR 491	Research	College Station	4	8	7	9	6	16	7	7	33	4.714
ASTR 600	Order-of-Magnitude Astrphysics	College Station	1	6	1	7			1	1	13	13.000
ASTR 601	Extragalactic Astronomy	College Station	1	12					1	1	12	12.000
ASTR 602	Astr Obsv Tech & Instr	College Station	1	7					1	1	7	7.000
ASTR 603	Stellar Astrophysics	College Station			1	13			1	1	13	13.000
ASTR 604	Cosmology	College Station			1	7			1	1	7	7.000
ASTR 681	Seminar	College Station	1	11	1	11			1	1	22	22.000
ASTR 685	Directed Studies	College Station	5	5	5	5	5	7	5	5	17	3.400
ASTR 691	Research	College Station	8	11	9	13	7	9	8	8	33	4.125
PHYS 101	Freshman Physics Orient	College Station	1	71					1	1	71	71.000
PHYS 102	Freshman Phys Orient II	College Station			1	55			1	1	55	55.000
PHYS 109	Big Bang & Black Holes	College Station	4	38	2	18			4	4	56	14.000
PHYS 119	Big Bang & Blk Hole Lab	College Station	1	2					1	1	2	2.000
PHYS 123	Physics for Future Presidents	College Station	1	147					1	1	147	147.000
PHYS 125	Soft Matter Phys Non-Physicsts	College Station	3	71	3	72			3	3	143	47.667
PHYS 201	College Physics	College Station	20	426	18	417	6	130	20	20	973	48.650
		Galveston	5	89	2	45			5	5	134	26.800
PHYS 202	College Physics	College Station	6	139	12	298	5	106	6	6	543	90.500
		Galveston	1	23	4	70			1	1	93	93.000
PHYS 206	Newtonian Mechanics Engr & Sci	College Station			103	2,181	6	100	103	103	2,281	22.146
		Qatar			3	73	1	46	3	3	119	39.667
		Galveston			3	208	1	7	1	1	215	215.000

**History of Courses Taught
2018-19**

**Course Inventory College Science
Course Department PHYS**



			Fall 2018		Spring 2019		Summer 2019		Total Sections	TSecs	Total Enrollment	Average Enrollment
			Sections	Enrollment	Sections	Enrollment	Sections	Enrollment				
PHYS 207	Elec & Magnetism Engr & Sci	College Station					7	148	7	7	148	21.143
PHYS 208	Electricity and Optics	Qatar	3	44	1	23			3	3	67	22.333
		College Station	37	849	21	446			37	37	1,295	35.000
		Galveston	3	37	1	19			1	1	56	56.000
PHYS 216	Ex Phys Engr Lab II Mechanics	College Station			62	1,083			62	62	1,083	17.468
PHYS 218	Mechanics	College Station	23	537					23	23	537	23.348
		Galveston	4	44	1	23			4	4	67	16.750
		Qatar	1	12					1	1	12	12.000
PHYS 221	Optics&Thermal Physics	College Station	2	104	1	44			1	1	148	148.000
		Qatar			1	14			1	1	14	14.000
PHYS 222	Modern Phys for Engrs	College Station	2	202	4	139	1	43	2	2	384	192.000
		Qatar	1	30					1	1	30	30.000
PHYS 225	Electronic Circuits	College Station			2	51			2	2	51	25.500
PHYS 285	Directed Studies	College Station	1	6	1	1			1	1	7	7.000
PHYS 289	Special Topics in	College Station	1	17	14	176	6	83	14	14	276	19.714
PHYS 291	Research	College Station			1	1	5	5	1	1	6	6.000
PHYS 302	Advanced Mechanics I	College Station	2	45					2	2	45	22.500
PHYS 303	Advanced Mechanics II	College Station			2	34			2	2	34	17.000
PHYS 304	Adv Elect and Mag I	College Station	2	46					2	2	46	23.000
PHYS 305	Adv Elect and Mag II	College Station			2	34			2	2	34	17.000
PHYS 309	Modern Physics	College Station			2	74			2	2	74	37.000
PHYS 327	Experimental Physics I	College Station			2	39			2	2	39	19.500
PHYS 328	Experimental Physics II	College Station			2	39			2	2	39	19.500
PHYS 331	Theor Meth Physicists I	College Station			1	64			1	1	64	64.000
PHYS 332	Theor Meth Physicists II	College Station	1	45					1	1	45	45.000
PHYS 401	Computational Physics	College Station			2	37			2	2	37	18.500
PHYS 408	Thermo & Stat Mechanics	College Station	1	28					1	1	28	28.000
PHYS 412	Quantum Mechanics I	College Station			2	42			2	2	42	21.000
PHYS 414	Quantum Mechanics II	College Station	1	21					1	1	21	21.000
PHYS 425	Physics Laboratory	College Station			1	22			1	1	22	22.000
PHYS 426	Physics Laboratory	College Station	1	23					1	1	23	23.000
PHYS 485	Directed Studies	College Station	4	14			2	3	4	4	17	4.250
PHYS 491	Research	Qatar	1	1	1	1			1	1	2	2.000
		College Station	11	21	18	30	25	42	11	11	93	8.455
PHYS 601	Analytical Mechanics	College Station	1	26	1	14			1	1	40	40.000
PHYS 603	Electromagnetic Theory	College			1	30			1	1	30	30.000

**History of Courses Taught
2018-19**


**Course Inventory College Science
Course Department PHYS**



			Fall 2018		Spring 2019		Summer 2019		Total Sections	TSecs	Total Enrollment	Average Enrollment
		Station	Sections	Enrollment	Sections	Enrollment	Sections	Enrollment				
PHYS 606	Quantum Mechanics	College Station	1	29					1	1	29	29.000
PHYS 607	Statistical Mechanics	College Station	1	13	1	21			1	1	34	34.000
PHYS 611	Electromagnetic Theory	College Station	1	12					1	1	12	12.000
PHYS 615	Meth of Thrtel Phys I	College Station	1	31					1	1	31	31.000
PHYS 617	Phys of Solid State	College Station	1	13					1	1	13	13.000
PHYS 619	Mod Computational Phys	College Station			1	10			1	1	10	10.000
PHYS 624	Quantum Mechanics	College Station			1	28			1	1	28	28.000
PHYS 625	Nuclear Physics	College Station	1	10					1	1	10	10.000
PHYS 627	Elem Particle Phys I	College Station			1	7			1	1	7	7.000
PHYS 632	Condensed Matter Thry	College Station	1	9					1	1	9	9.000
PHYS 638	Quantum Field Thry II	College Station	1	5					1	1	5	5.000
PHYS 641	Extragalactic Astronomy	College Station	1	3					1	1	3	3.000
PHYS 643	Stellar Astrophysics	College Station			1	7			1	1	7	7.000
PHYS 644	Cosmology	College Station			1	10			1	1	10	10.000
PHYS 648	Quantum Opt Laser Phys	College Station	1	7					1	1	7	7.000
PHYS 653	Supersymmetry and Supergravity	College Station			1	9			1	1	9	9.000
PHYS 654	The Standard Model and Beyond	College Station	1	5					1	1	5	5.000
PHYS 661	Superfluidity Superconductivity	College Station	1	12					1	1	12	12.000
PHYS 685	Directed Studies	College Station	17	26	14	20	18	20	18	18	66	3.667
PHYS 689	Special Topics in	College Station	1	5	1	9			1	1	14	14.000
PHYS 691	Research	College Station	45	100	46	99	55	95	45	45	294	6.533
Department Total			259	4,321	404	6,839	158	879	480	480	12,039	

**History of Courses Taught
2018-19**

**Course Inventory College Science
Course Department STAT**



			Fall 2018		Spring 2019		Summer 2019		Total Sections	TSecs	Total Enrollment	Average Enrollment
			Sections	Enrollment	Sections	Enrollment	Sections	Enrollment				
STAT 182	Foundations of Statistics	College Station	2	50					2	2	50	25.000
STAT 201	Elem Stat Inference	College Station	3	262	3	328			3	3	590	196.667
STAT 211	Prin of Stat I	College Station	10	883	8	799	2	117	10	10	1,799	179.900
STAT 212	Prin of Stat II	College Station	1	90	1	117			1	1	207	207.000
STAT 301	Intro to Biometry	College Station	1	95	1	97			1	1	192	192.000
STAT 302	Statistical Methods	College Station	11	1,131	11	1,031	5	157	11	11	2,319	210.818
STAT 303	Statistical Methods	College Station	4	477	5	415	4	120	4	4	1,012	253.000
		Galveston			1	24			1	1	24	24.000
STAT 404	Statistical Computing	College Station	1	46					1	1	46	46.000
STAT 406	Design and Anly of Experiments	College Station	1	21					1	1	21	21.000
STAT 407	Principles Sample Surv	College Station	1	45					1	1	45	45.000
STAT 408	Intro to Linear Models	College Station			1	58			1	1	58	58.000
STAT 414	Math Statistics I	College Station	1	48					1	1	48	48.000
STAT 415	Math Statistics II	College Station			1	47			1	1	47	47.000
STAT 436	Multivariate Anly and Stat Lrn	College Station	1	8					1	1	8	8.000
STAT 438	Bayesian Statistics	College Station			1	7			1	1	7	7.000
STAT 445	Applied Biostat and Data Anly	College Station	1	3					1	1	3	3.000
STAT 446	Statistical Bioinformatics	College Station			1	1			1	1	1	1.000
STAT 459	Categorical Data Analysis	College Station			1	1			1	1	1	1.000
STAT 482	Statistics Capstone	College Station			1	12			1	1	12	12.000
STAT 485	Directed Studies	College Station	1	9	3	15	1	1	1	1	25	25.000
STAT 489	Special Topics in	College Station					1	5	1	1	5	5.000
STAT 491	Research	College Station	1	1	3	3	2	2	3	3	6	2.000
STAT 601	Statistical Analysis	College Station	2	54					2	2	54	27.000
STAT 604	Statistical Computations	College Station	2	113	1	41	1	53	2	2	207	103.500
STAT 605	Adv Stat Computation	College Station	1	19					1	1	19	19.000
STAT 607	Sampling	College Station	2	65					2	2	65	32.500
STAT 608	Regression Analysis	College Station	2	46	2	86	1	45	2	2	177	88.500
STAT 610	Distribution Theory	College Station	2	58					2	2	58	29.000
STAT 611	Theory of Inference	College Station			1	35			1	1	35	35.000
STAT 612	Thry of Linear Models	College Station	1	16					1	1	16	16.000
STAT 613	Stat Methodology I	College Station			1	15			1	1	15	15.000
STAT 614	Probability for Stat	College Station	1	20					1	1	20	20.000

History of Courses Taught 2018-19

Course Inventory College Science Course Department STAT



			Fall 2018		Spring 2019		Summer 2019		Total Sections	TSecs	Total Enrollment	Average Enrollment
			Sections	Enrollment	Sections	Enrollment	Sections	Enrollment				
STAT 615	Stochastic Processes	College Station			1	9			1	1	9	9.000
STAT 616	Stat Aspects of Mach Learn I	College Station	1	17					1	1	17	17.000
STAT 620	Asymptotic Statistics	College Station			1	16			1	1	16	16.000
STAT 624	Database & Comp Tools Big Data	College Station	1	50	1	28			1	1	78	78.000
STAT 626	Meth Time Series Analy	College Station	2	57			2	65	2	2	122	61.000
STAT 630	Overview of Math Stat	College Station	2	103	1	48	1	54	2	2	205	102.500
STAT 631	Stat Methods in Finance	College Station	1	20					1	1	20	20.000
STAT 632	Stat Meth II Bayes Model	College Station			1	16			1	1	16	16.000
STAT 636	Applied Multivariate Anly	College Station	2	102	2	38			2	2	140	70.000
STAT 638	Applied Bayes Methods	College Station	2	74					2	2	74	37.000
STAT 639	Data Mining & Analysis	College Station			1	46			1	1	46	46.000
STAT 641	Methods of Stat I	College Station	2	80	1	49	1	14	2	2	143	71.500
STAT 642	Methods of Stat II	College Station			2	72	1	20	2	2	92	46.000
STAT 645	Appl Biostat & Data Anly	College Station	2	37					2	2	37	18.500
STAT 646	Stat Bioinformatics	College Station			2	35			2	2	35	17.500
STAT 647	Spatial Statistics	College Station	2	36	2	53			2	2	89	44.500
STAT 648	Applied Stat & Data Anlys	College Station	1	15					1	1	15	15.000
STAT 651	Stat in Research I	College Station	4	253	4	142	1	66	4	4	461	115.250
STAT 652	Stat in Research II	College Station	3	75	3	68	1	26	3	3	169	56.333
STAT 653	Stat in Research III	College Station			2	35			2	2	35	17.500
STAT 656	Applied Analytics	College Station			2	69	2	37	2	2	106	53.000
STAT 657	Advanced Programming Sas	College Station	2	58	2	37			2	2	95	47.500
STAT 659	Applied Cat Data Anly	College Station			2	45	2	24	2	2	69	34.500
STAT 673	Time Series Anly I	College Station	1	8					1	1	8	8.000
STAT 677	Advanced Spatial Statistics	College Station			1	9			1	1	9	9.000
STAT 681	Seminar	College Station	2	66	2	58	1	21	2	2	145	72.500
STAT 684	Professional Internshp	College Station	3	51	4	50	3	17	3	3	118	39.333
STAT 685	Directed Studies	College Station	9	88	8	68	3	5	9	9	161	17.889
STAT 689	Special Topics in	College Station	1	9	6	88			1	1	97	97.000
STAT 691	Research	College Station	20	48	22	58	25	52	20	20	158	7.900
Department Total			116	4,807	120	4,269	60	901	143	143	9,977	


**History of Courses Taught
Academic Year 2018-19**



Course Inventory College: **Veterinary Medicine and Biomedical Sciences**

**History of Courses Taught
2018-19**


**Course Inventory College Veterinary
Medicine and Biomedical Sciences
Course Department CLVM**



			Fall 2018		Spring 2019		Summer 2019		Total Sections	TSecs	Total Enrollment	Average Enrollment
			Sections	Enrollment	Sections	Enrollment	Sections	Enrollment				
BIMS 101	Intro to Biomedical Sc	College Station	4	497	4	382			4	4	879	219.750
BIMS 110	One Health in Action	College Station	2	201	2	193			2	2	394	197.000
BIMS 201	Intro to Phenotypic Exp	College Station			2	39			2	2	39	19.500
BIMS 289	Special Topics in	College Station	4	194	4	164			4	4	358	89.500
BIMS 291	Research	College Station	1	2	1	1			1	1	3	3.000
BIMS 320	Biomedical Genetics	College Station	5	251	4	310			5	5	561	112.200
BIMS 405	Mammalian Genetics	College Station	1	45					1	1	45	45.000
BIMS 421	Advanced Human Genetics	College Station	1	31	1	25			1	1	56	56.000
BIMS 481	Seminar in Biomed Sci	College Station			4	69			4	4	69	17.250
BIMS 484	Biomed Field Experience	College Station	1	40	1	49	2	25	1	1	114	114.000
BIMS 485	Directed Studies	College Station	2	23	3	38	4	12	2	2	73	36.500
BIMS 489	Special Topics in	College Station	4	145	4	167			4	4	312	78.000
BIMS 491	Research	College Station	10	20	8	18	3	3	10	10	41	4.100
VMID 686	Scientific Ethics	College Station			1	42			1	1	42	42.000
VMID 689	Special Topics in...	College Station	1	27					1	1	27	27.000
VMID 935	Surgery	College Station	1	134					1	1	134	134.000
VMID 944	Intro Career-Focus Tracking	College Station			1	137			1	1	137	137.000
Department Total			37	1,610	40	1,634	9	40	45	45	3,284	

**History of Courses Taught
2018-19**


**Course Inventory College Veterinary
Medicine and Biomedical Sciences
Course Department VIBS**



			Fall 2018		Spring 2019		Summer 2019		Total Sections	TSecs	Total Enrollment	Average Enrollment
			Sections	Enrollment	Sections	Enrollment	Sections	Enrollment				
VIBS 222	Great Poisonings of the World	College Station	1	28					1	1	28	28.000
VIBS 243	Introd Mammalian Histology	College Station	5	256	2	119			5	5	375	75.000
VIBS 277	Intro to Neuroscience	College Station	1	55					1	1	55	55.000
VIBS 285	Directed Studies	College Station	2	9	3	13			3	3	22	7.333
VIBS 289	Special Topics in	College Station	1	49	1	54			1	1	103	103.000
VIBS 305	Biomedical Anatomy	College Station	3	276	3	216	1	72	3	3	564	188.000
VIBS 310	Biomedical Writing	College Station	9	212	4	97	4	92	9	9	401	44.556
VIBS 311	Biomed Explor Narrative	College Station	8	200	8	183	4	98	8	8	481	60.125
VIBS 343	Histology	College Station	1	33					1	1	33	33.000
VIBS 407	Core Ideas Neuroscience	College Station	1	115					1	1	115	115.000
VIBS 408	Neuroscience Religion	College Station	1	20					1	1	20	20.000
VIBS 420	Computer Apl Publ Hlth	College Station			2	23			2	2	23	11.500
VIBS 422	Endocrine Toxicology	College Station			1	87			1	1	87	87.000
VIBS 424	Biomed Endocrin Disordrs	College Station	1	8					1	1	8	8.000
VIBS 426	Methods Vector-Borne Diseases	College Station			1	2			1	1	2	2.000
VIBS 443	Biol of Cells Tissues	College Station			1	32			1	1	32	32.000
VIBS 447	Neurophysiology of Music	College Station					1	31	1	1	31	31.000
VIBS 456	Science in Cinema & Society	College Station			1	11			1	1	11	11.000
VIBS 485	Directed Studies	College Station	14	39	11	28	6	10	6	6	77	12.833
VIBS 489	Special Topics in	College Station	1	5	1	15	1	8	1	1	28	28.000
VIBS 601	Anatomy	College Station					1	15	1	1	15	15.000
VIBS 602	Histology	College Station	1	34	1	11			1	1	45	45.000
VIBS 604	Bio Neuro Endo Disorders	College Station	1	27					1	1	27	27.000
VIBS 608	Epidemiology Meth I	College Station	1	10					1	1	10	10.000
VIBS 609	Antmy of Reprdtv Sytm	College Station			1	11			1	1	11	11.000
VIBS 622	Endocrine Toxicology	College Station			1	26			1	1	26	26.000
VIBS 626	Methods Vector-Borne Diseases	College Station			1	4			1	1	4	4.000
VIBS 627	Optical Micros Live Cell	College Station			1	6			1	1	6	6.000
VIBS 641	Princ Human Hlth Risk Assmt	College Station	1	8					1	1	8	8.000
VIBS 645	Prac Eval Human Hlth Rsk Chem	College Station			1	9			1	1	9	9.000
VIBS 650	Educ Vet Med Bio Envir	College Station	1	23	1	4			1	1	27	27.000
VIBS 655	Mthd of Splcd Jour	College Station					1	10	1	1	10	10.000

**History of Courses Taught
2018-19**


**Course Inventory College Veterinary
Medicine and Biomedical Sciences
Course Department VIBS**



			Fall 2018		Spring 2019		Summer 2019		Total Sections	TSecs	Total Enrollment	Average Enrollment
			Sections	Enrollment	Sections	Enrollment	Sections	Enrollment				
VIBS 657	Issues Sci Tech Jour	College Station	1	6					1	1	6	6.000
VIBS 658	Res Meth Sci Tech Jour	College Station			1	5			1	1	5	5.000
VIBS 660	Reporting Sci Tech	College Station	1	6					1	1	6	6.000
VIBS 663	Biomedical Reporting	College Station	1	2					1	1	2	2.000
VIBS 664	Risk Crisis Reporting	College Station			1	5			1	1	5	5.000
VIBS 670	Advanced Toxicology	College Station			1	10			1	1	10	10.000
VIBS 681	Seminar	College Station	1	4	2	10			2	2	14	7.000
VIBS 684	Professional Internship	College Station	2	12	3	6	6	13	2	2	31	15.500
VIBS 685	Directed Studies	College Station	8	11	6	7	4	5	6	6	23	3.833
VIBS 689	Special Topics in	College Station	2	7	1	5	1	12	2	2	24	12.000
VIBS 690	Theory of Research	College Station			1	8			1	1	8	8.000
VIBS 691	Research	College Station	19	34	20	36	19	40	20	20	110	5.500
Department Total			89	1,489	82	1,043	49	406	100	100	2,938	

**History of Courses Taught
2018-19**


**Course Inventory College Veterinary
Medicine and Biomedical Sciences
Course Department VLCS**



			Fall 2018		Spring 2019		Summer 2019		Total Sections	TSecs	Total Enrollment	Average Enrollment
			Sections	Enrollment	Sections	Enrollment	Sections	Enrollment				
VLCS 422	Equine Disease & Epidem	College Station			1	129			1	1	129	129.000
VLCS 485	Directed Studies	College Station	1	2	3	25	3	7	1	1	34	34.000
VLCS 685	Directed Studies	College Station	1	1	2	4	2	4	1	1	9	9.000
VLCS 691	Research	College Station	2	6	3	6	3	5	2	2	17	8.500
VLCS 910	Integrated Animal Care II	College Station			1	146			1	1	146	146.000
VLCS 924	Diagnostic Imaging I	College Station			1	137			1	1	137	137.000
VLCS 926	Prof & Clinical Skills IV	College Station			1	137			1	1	137	137.000
Department Total			4	9	12	584	8	16	8	8	609	

**History of Courses Taught
2018-19**


**Course Inventory College Veterinary
Medicine and Biomedical Sciences
Course Department VSCS**



			Fall 2018		Spring 2019		Summer 2019		Total Sections	TSecs	Total Enrollment	Average Enrollment
			Sections	Enrollment	Sections	Enrollment	Sections	Enrollment				
VSCS 485	Directed Studies	College Station	3	6	4	5			3	3	11	3.667
VSCS 681	Seminar	College Station	1	1					1	1	1	1.000
VSCS 685	Directed Studies	College Station	5	5	2	2	2	2	5	5	9	1.800
VSCS 691	Research	College Station	5	14	5	14	7	17	5	5	45	9.000
VSCS 697	Teaching Anatomy Lab	College Station	1	1					1	1	1	1.000
Department Total			15	27	11	21	9	19	15	15	67	

**History of Courses Taught
2018-19**


**Course Inventory College Veterinary
Medicine and Biomedical Sciences
Course Department VTPB**



			Fall 2018		Spring 2019		Summer 2019		Total Sections	TSecs	Total Enrollment	Average Enrollment
			Sections	Enrollment	Sections	Enrollment	Sections	Enrollment				
VPAT 640	Advanced Mechanisms of Disease	College Station	1	4					1	1	4	4.000
VPAT 641	Systemic Pathology I	College Station	1	2					1	1	2	2.000
VPAT 642	Mechanisms Metabolic Disease	College Station	1	4					1	1	4	4.000
VPAT 643	Applied Pathology	College Station			2	4			2	2	4	2.000
VPAT 651	Systemic Pathology II	College Station			1	2			1	1	2	2.000
VPAT 652	Cell Mechanisms of Disease	College Station	1	3	1	11			1	1	14	14.000
VPAT 654	Fundamentals in Lab Animal Med	College Station	1	3	1	4			1	1	7	7.000
VPAT 655	Contemp Topics Lab Animal Med	College Station	1	3	1	4			1	1	7	7.000
VPAT 681	Seminar	College Station	1	6	2	6			1	1	12	12.000
VPAT 685	Directed Studies	College Station	4	5	2	4	3	4	4	4	13	3.250
VPAT 689	Special Topics in	College Station			2	4			2	2	4	2.000
VPAT 691	Research	College Station	10	12	9	13	9	10	10	10	35	3.500
VTMI 614	Ferment and Gastro Micro	College Station	1	3					1	1	3	3.000
VTMI 645	Host-Agent Interactions	College Station			1	3			1	1	3	3.000
VTMI 647	Virology	College Station	1	16					1	1	16	16.000
VTMI 649	Immunology	College Station	1	41			1	12	1	1	53	53.000
VTMI 650	Experimental Immunology	College Station	1	4					1	1	4	4.000
VTMI 681	Seminar	College Station	1	4	1	3	1	1	1	1	8	8.000
VTMI 685	Directed Studies	College Station	3	4	3	4	2	2	3	3	10	3.333
VTMI 689	Special Topics in	College Station			3	14	1	2	1	1	16	16.000
VTMI 691	Research	College Station	18	39	21	39	21	36	18	18	114	6.333
VTPB 212	Genetics in the News	College Station	1	25	1	15			1	1	40	40.000
VTPB 221	Great Diseases of World	College Station	1	273	1	325			1	1	598	598.000
VTPB 285	Directed Studies	College Station	1	2	1	3			1	1	5	5.000
VTPB 301	Wildlife Diseases	College Station			1	63			1	1	63	63.000
VTPB 303	Med Communic Internatl	College Station	1	13					1	1	13	13.000
VTPB 334	Poultry Diseases	College Station			1	48			1	1	48	48.000
VTPB 405	Biomedical Microbiology	College Station	5	297	3	205	2	113	2	2	615	307.500
VTPB 409	Intro to Immunology	College Station	1	255	1	107	1	28	1	1	390	390.000
VTPB 410	Cell Mechanism of Diseas	College Station	1	32	1	26			1	1	58	58.000
VTPB 421	Infectious Diseases	College Station	1	37	1	25			1	1	62	62.000
VTPB 438	Biomedical Virology	College Station			1	25			1	1	25	25.000

**History of Courses Taught
2018-19**


**Course Inventory College Veterinary
Medicine and Biomedical Sciences
Course Department VTPB**



			Fall 2018		Spring 2019		Summer 2019		Total Sections	TSecs	Total Enrollment	Average Enrollment
			Sections	Enrollment	Sections	Enrollment	Sections	Enrollment				
VTPB 485	Directed Studies	College Station	8	16	11	32	3	30	3	3	78	26.000
VTPB 489	Special Topics in	College Station	1	13	1	16			1	1	29	29.000
VTPB 613	Mammalian Genomics & Bioinfo	College Station			1	10			1	1	10	10.000
VTPB 922	Pathology I	College Station			1	146			1	1	146	146.000
VTPB 923	Pathology II	College Station	1	137					1	1	137	137.000
VTPB 925	Agents of Disease I	College Station			1	146			1	1	146	146.000
VTPB 927	Clin Lab Med-Clin Path	College Station	1	137					1	1	137	137.000
VTPB 930	Agents of Disease II	College Station	1	137					1	1	137	137.000
VTPB 932	Organ Dysfunction	College Station			1	137			1	1	137	137.000
Department Total			71	1,527	78	1,444	44	238	77	77	3,209	

**History of Courses Taught
2018-19**


**Course Inventory College Veterinary
Medicine and Biomedical Sciences
Course Department VTPP**



			Fall 2018		Spring 2019		Summer 2019		Total Sections	TSecs	Total Enrollment	Average Enrollment
			Sections	Enrollment	Sections	Enrollment	Sections	Enrollment				
VTPP 123	Foundations of Physiology	College Station			4	160			4	4	160	40.000
VTPP 223	Design Experiments for Physiol	College Station	2	37					2	2	37	18.500
VTPP 224	In Vitro Experimentation	College Station			2	33			2	2	33	16.500
VTPP 234	Design Models for Physiology	College Station	3	73					3	3	73	24.333
VTPP 235	Analy Valid of Models Physiol	College Station			3	69			3	3	69	23.000
VTPP 285	Directed Studies	College Station	2	5	3	22	2	2	2	2	29	14.500
VTPP 291	Research	College Station	1	4	1	6			1	1	10	10.000
VTPP 323	Physiology of Domestic Animals	College Station	1	82	1	76			1	1	158	158.000
VTPP 401	Hist Medicine in Europe	College Station			1	11	1	28	1	1	39	39.000
VTPP 423	Biomedical Physiology I	College Station	3	153	4	268	1	67	3	3	488	162.667
VTPP 425	Pharmacology	College Station	1	20	1	7			1	1	27	27.000
VTPP 427	Biomedical Physiology II	College Station			1	3			1	1	3	3.000
VTPP 429	Intro to Toxicology	College Station			1	22			1	1	22	22.000
VTPP 434	Physiol for Bioengnrns I	College Station	2	158					2	2	158	79.000
VTPP 435	Physiol for Bioengnrns II	College Station			3	165			3	3	165	55.000
VTPP 438	Analy of Genomic Signals	College Station	1	4					1	1	4	4.000
VTPP 444	Practicum Biomedical Research	College Station	2	52					2	2	52	26.000
VTPP 452	Fetal & Embryo Phys	College Station			1	15			1	1	15	15.000
VTPP 485	Directed Studies	College Station	9	49	12	57	7	54	7	7	160	22.857
VTPP 489	Special Topics in	College Station			2	10	1	5	2	2	15	7.500
VTPP 491	Research	College Station	2	34	4	36	1	1	2	2	71	35.500
VTPP 605	Systemic Vet Phys I	College Station	1	15					1	1	15	15.000
VTPP 606	Systemic Vet Phys II	College Station			1	8			1	1	8	8.000
VTPP 623	Biomedical Physiology I	College Station	1	7			1	1	1	1	8	8.000
VTPP 625	Pharmacology	College Station	1	24	1	20			1	1	44	44.000
VTPP 626	Systemic Physiology & Disease	College Station			1	20			1	1	20	20.000
VTPP 627	Biomedical Physiology II	College Station			1	3			1	1	3	3.000
VTPP 638	Analy of Genomic Signals	College Station	1	3					1	1	3	3.000
VTPP 652	Fetal & Embryo Phys	College Station			1	9			1	1	9	9.000
VTPP 655	Vascular Physiology	College Station	1	8					1	1	8	8.000
VTPP 673	Metabolic & Detox Mech	College Station	1	9					1	1	9	9.000
VTPP 676	Gen & Molecular Toxic	College Station			1	9			1	1	9	9.000

**History of Courses Taught
2018-19**

**Course Inventory College Veterinary
Medicine and Biomedical Sciences
Course Department VTPP**



			Fall 2018		Spring 2019		Summer 2019		Total Sections	TSecs	Total Enrollment	Average Enrollment
			Sections	Enrollment	Sections	Enrollment	Sections	Enrollment				
VTPP 681	Seminar	College Station	2	7	3	3			2	2	10	5.000
VTPP 685	Directed Studies	College Station	9	13	5	6	3	3	9	9	22	2.444
VTPP 689	Special Topics in	College Station			2	4			2	2	4	2.000
VTPP 691	Research	College Station	12	17	12	18	12	16	12	12	51	4.250
Department Total			58	774	72	1,060	29	177	81	81	2,011	